

CITY OF JOHANNESBURG METROPOLITAN MUNICIPALITY
AMENDMENT OF TARIFF OF CHARGES FOR THE FINANCIAL YEAR 2026/27

ANNEXURE 1

DETERMINATION OF PROPERTY RATES AND REBATES FOR PERIOD 1 JULY
2026 TO 30 JUNE 2027, AS AMENDED IN ACCORDANCE WITH REGULATIONS

IT IS RECOMMENDED

1. That Mayoral Committee consider, support and route the Rates Tariff Determination report for Council Approval.
2. That in terms of Sections 2, 7, 8 and 14 of the Local Government : Municipal Property Rates Act 6 of 2004 ("the Act"), read with Sections 4(1)(c)(ii) and 11(3)(i) of the Local Government : Municipal Systems Act 32 of 2000 ("the Systems Act") and Section 24(2)(c)(i) of the Local Government : Municipal Financial Management Act 56 of 2003 ("the MFMA"), The Council of the City of Johannesburg Metropolitan Municipality hereby declares its intention that the following draft rates in the Rand are to be levied for the financial year 1 July 2026 to 30 June 2027, on the market value of property or on the market value of a right in land within the area of jurisdiction of the Council as appearing in the valuation roll, in respect of the various categories of properties set out below, refer to (4):
3. The rates levied in terms of Paragraph 1 above shall become due and payable in twelve equal installments on fixed days for twelve consecutive months, these being the due date stipulated in the account sent to the ratepayer.

4. That in terms of section 8.3 (8.3.3) of the Council's Property Rates Policy, interest is charged on rates not paid on or before the fixed days, at the rate determined by the Council from time to time.

That the following proposed rates tariffs be levied for the financial year 2026/2027 to any owner of ratable property as indicated in the table below:

No	Category	Approved Ratio for 2025/26	Approved Rates tariffs for 2025/26	Ratio for 2026/27	Proposed tariffs for 2026/27	Proposed % Increase
1	Agricultural	1:0.25	0.002387	1:0.25	0.002473	3.6%
2	Business and commercial	1:2.5	0.023862	1:2.5	0.024721	3.6%
3	Industrial	1:2.5	0.023862	1:2.5	0.024721	3.6%
4	Mining land	1:02.5	0.023862	1:2.5	0.024721	3.6%
5	Multipurpose*1					3.6%
6	Municipal property	0	0	0	0.000000	3.6%
7	Private open space	1:0.25	0.002387	1:0.25	0.002473	3.6%
8	Public benefit	1:0.25	0.002387	1:0.25	0.002473	3.6%

No	Category	Approved Ratio for 2025/26	Approved Rates tariffs for 2025/26	Ratio for 2026/27	Proposed tariffs for 2026/27	Proposed % Increase
	organisation					
9	Public open space	1:0.25	0.002387	1:0.25	0.002473	3.6%
10	Public service infrastructure	0	0	0	0	3.6%
11	Public service infrastructure-private	1:0.25	0.002387	1:0.25	0.002473	3.6%
12	Public service purpose	1:1.5	0.014318	1:1.5	0.014833	3.6%
13	Religious	0	0	0	0.000000	3.6%
14	Residential	1:1	0.009545	1:1	0.009889	3.6%
15	Residential Consent use	1:2	0.01909	1:2	0.019777	3.6%
16	Township Development	1:2.5	0.023862	1:2.5	0.024721	3.6%

No	Category	Approved Ratio for 2025/26	Approved Rates tariffs for 2025/26	Ratio for 2026/27	Proposed tariffs for 2026/27	Proposed % Increase
17	Vacant land	1:4	0.03818	1:4	0.039554	3.6%

Penalty Tariff

1	Unauthorised use	1:12	0.114542	1:12	0.118665	3.6%
---	------------------	------	----------	------	----------	------

*1 Multipurpose properties will be rated according to the multiple purposes as defined in the Act. This can be defined as properties that have multiple categories; however, all the categories will be billed on the same stand and account. The tariff to be charged will follow the split that will be allocated to a property in the General Valuation roll.

- That the City of Johannesburg may, in terms of the criteria set out in the Rates Policy, exempt a specific category of owners of properties or owners of a specific category of property, from the payment of a rates levied on their property: or grant to a specific category of owners of properties, or to the owners of a specific category of properties, a rebate on or a reduction in the rates payable in respect of their properties, as determined in this policy.

All exemption, reduction and rebates must be done on a prescribed application form and a reference number must be attached to the application form. In terms of Section 15(1)(b) of the Act read with Sections

6 of the Property Rates Policy, Council grants exemptions reductions and rebates as stipulated below:

5.1. Residential property:

5.1.1. That the first R300 000 of the value of all residential property shall be exempt from rating.

5.1.2. Residential property owned and occupied by natural persons who have limited income and who are not pensioners, and the value of their property does not exceed R500 000 but can show that his or her annual income falls below the limit determined by Council from time to time in terms of the Expanded Social Package rebate dependent on points rating.

5.1.3. Residential property owned and occupied by pensioners aged 60-69 whose income does not exceed the maximum of R13,519 per month over the previous income tax year, 100% rebate up to the market value up to R 1.5 million. Rates will be levied on the property market value in excess of R1.5 million.

5.1.4. Residential property owned and occupied by pensioners aged 60-69 whose income exceed R13,545 but does not exceed R23,172 per month over the previous income tax year, 50% rebate up to the market value up to R 1.5 million. Rates will be levied on the property market value in excess of R1.5million.

5.1.5. Residential property owned and occupied by pensioners aged 70 and above, qualifies for 100% rebate up to the market value of R2 million. Rates will be levied on the property market value in excess of R2 million.

- 5.1.6. Residential property owners who are on a government grant due to a disability whose gross monthly household income is lower than R13,519 with a property value not exceeding to R 1.5 million, qualifies for a 100% rates rebate.
- 5.1.7. Residential property owners who are permanently disabled whose gross monthly household income is lower than R13,519 with a property value not exceeding to R 1.5 million, qualifies for a 100% rates rebate.
- 5.1.8. Residential properties meeting the requirements for high density as set out by the City can apply for high density rebate and will qualify for a rebate of 5% on the monthly charge for rates.
- 5.1.9. Residential property which is occupied by a minor whose parents have died while they were owners of the property: 100% rebate. The market value should not exceed R1.5 million.
- 5.2. That property declared as heritage sites in terms of Section 27, 28 and 31 of the National Heritage Resources Act 25 of 1999 will qualify for 20% rebate.
- 5.3. That property owned by private sports clubs that are used primarily for sports purposes will qualify for 40% rebate.
- 5.4. That property registered in the name of an institution or organisation which has, as its exclusive objective, the protection of animals will qualify for 100% rebate.

- 5.5. Those properties that are vacant but may not be developed as a direct result of the inability of Council to provide services, subject to the owner providing written confirmation from the service entity stating that no development can be allowed for the duration of the ensuing financial year, because of lack of services will be granted 50% rebate of the vacant land tariff.
- 5.6. Those properties owned by organisations that are registered in terms of the Housing Development Schemes for Retired Persons Act: 50%.
 - (1) Property owned by pensioners in terms of the Housing development Scheme for Retired Persons who are sectionalized and registered in their name would be treated as per Paragraph 8 (i) - (iii).
- 5.7. Properties owned by individuals or entities designated as Registered Social Landlords qualifies for a 40% rebate. The property must comply with the conditions contained in the Social Housing Act (No.16 of 2008).
- 5.8. Those properties developed within the identified Corridors of Freedom qualifies for the following rebates:
 - 5.8.1. During construction, a rebate of 75% of the rate as per the category of land for a period not exceeding two years during construction, and
 - 5.8.2. Post construction, a rebate of 50% of the rates payable as per the category assigned in the General Valuation Roll for a period not exceeding one year.

5.9. Township industrial properties developed within the identified townships qualifies for the following:

5.9.1. During construction rebate 75% of the rate as per the category of land for a period not exceeding two years during construction, and

5.9.2. Post construction, the industrial property owner qualifies for 50% of the rates payable as per the category assigned in the General Valuation Roll for a period not exceeding two years.

The above rebate also applies to refurbishment of township industrial properties.

5.10. Public and Independent Schools:

5.10.1. Public schools under the category Public Service Purpose. The property rates will be phased in over a four-year period.

The rates payable/levied will be:

Year 1 - 25% of the tariff for this category (2023/2024)

Year 2 - 50% of the tariff for this category (2024/2025)

Year 3 - 75% of the tariff for this category (2025/2026)

Year 4 - 100% of the tariff for this category (2026/27 and beyond)

5.10.2. independent schools under the category Public Service Purpose.

The property rates will be phased in over a four-year period.

The rates payable/levied will be:

Year 1 - 25% of the tariff for this category (2023/2024)

Year 2 - 50% of the tariff for this category (2024/2025)

Year 3 - 75% of the tariff for this category (2025/2026)

Year 4 - 100% of the tariff for this category (2026/27 and beyond)

6. That the Incentive for the rejuvenation of all central business districts.

6.1. The property owners/investor will be charged at 25% of the business tariff for the first two years during construction/refurbishment of the building.

6.2. The property owner/investor will be charged 50% of the tariff for business and commercial or industrial for the first year of operation after completion of the building/refurbishment.

6.3. The property owner/investor will then be charged the full tariff from the second year of operation onwards.

7. That rebates for public schools under quintile one to three.

7.1. Public schools categorised under quintile one to three will qualify for rates rebate on application.

7.2. Public schools under quintile one to three will be granted 50% on rates payable.

8. That payments of rates in full twelve months in advance

The property owner who wants to exercise this option of settling in full the rates account twelve in advance must,

- 8.1. Complete an application three months before the beginning of the new financial year.
 - 8.2. Property owners who choose to pay rates in full twelve months in advance must make full payment settlement to the City from July but not later than 30th of September.
 - 8.3. The property owners who settle their accounts in full twelve months in advance will be granted a 10% rebate of the total amount due for rates for twelve months.
9. That in terms of Section 14 of the MPRA read with Sections 17(3)(a)(ii) and 22(a)(i) and (ii) of the Local Government: Municipal Finance Management Act, 2003 (Act 56 of 2003) and Sections 21, 21A(1) and (2) of the Local Government: Municipal Systems Act, 2000 (Act 32 of 2000) as amended, the City of Johannesburg is required to:
- 9.1. Display the notice and the documents in the manner prescribed.
 - 9.2. Convey to the local community by means of radio broadcasts covering the area of the City, the information contemplated in Section 21A(c) of the Local Government: Municipal Systems Act, 2000 (Act 32 of 2000) as amended.
10. That in terms of Section 22(b)(i) and (ii) of the Local Government: Municipal Finance Management Act, 2003 (Act 56 of 2003) a copy of the notice and documents be sent forthwith to the National and Provincial Treasury; MEC for Local Government and Housing; as well any other organ of state or municipality affected by the budget to solicit their view.

ANNEXURE 2

AMENDMENT OF TARIFF OF CHARGES FOR WATER SERVICES AND SEWERAGE AND SANITATION SERVICES FOR PERIOD 1 JULY 2026 TO 30 JUNE 2027

AMENDMENT OF TARIFF OF CHARGES FOR WATER SERVICES

In terms of the Local Government: Municipal Finance Management Act, 2003 (Act 56 of 2003) as amended: Sections 17(3)(a)(ii), and 22(a)(i) and (ii); the Local Government Municipal Systems Act, 2000 (Act 32 of 2000) as amended: Sections 21(1) and (3), 21A and 75A(3) and (4) ;, it is hereby notified that the City of Johannesburg has, in terms of Sections 11(3)(i) and 75A(1) and (2) of the Local Government: Municipal Systems Act, 2000 (Act 32 of 2000) as amended, read with Section 24(2)(c)a(ii) of the Local Government: Municipal Financial Management Act, 2003 (Act 56 of 2003), amended its tariff of charges for Water Services with effect from 1 July 2026. A 2% surcharge is levied on business customers.

1. DEFINITIONS

For the purposes of this tariff charges, the following definitions will apply:

- 1.1. "Dwelling unit" means one or more rooms including kitchen/s designed as a unit for occupancy for purpose of cooking, living and sleeping which includes nearby outbuildings, sheds and granny flats within the curtilage of the property excluding multi dwellings and flats.
- 1.2. "Multi-dwelling" means any arrangement of premises that comprises more than one dwelling unit, including semi-detached houses, simplex units, townhouses, block of flats and any other arrangement of residential premises.

- 1.3. "Mixed use" means any dwelling, with or without appurtenant outbuildings, and used for more than one purpose (excluding any such units used merely for purposes incidental to such other purposes which constitute the main activities on the premises), where water consumed in all such units is metered by one meter supplied by Johannesburg Water for any quantity of water supplied, the aggregate consumption be divided by the number of dwelling units.
- 1.4. "Service Level 1" shall mean a service delivery option consisting of water supply from communal water points located within 200 metres of each other.
- 1.5. "Service Level 3" shall mean a service delivery option consisting of a metered pressured water connection to each stand or erf that can legally be connected by the developer/owner to the dwelling (or any other point on the property).
- 1.6. "ESP" means Expanded Social Package policy.
- 1.7. "Residential purposes" shall be deemed not to include the letting of accommodation units for any category of hotel uses, which shall be deemed to constitute use for commercial purposes.
- 1.8. "Institution" means public tertiary educational institutions, public schools, public hospitals; orphanages, old, aged homes and other welfare organisation registered under social development; sport clubs or premises used for public worship, including halls or other buildings used for religious purposes. Student accommodation owned by institutions as defined herein will be covered under institutions.
- 1.9. "Commercial / Industrial" refers to the supply of water to premises other than those provided for in clauses 2, 3 and 4.2.
- 1.10. "Prepayment meter" means a meter that can be programmed to limit the flow of water into a water installation to the amount which has been previously purchased.

- 1.11. "Conventional water meter" refers to the where the account is issued subsequent to the consumption of water.
- 1.12. "Per month" in the tariffs is based on a meter reading period of 365.25 days per year divided by 12 months in a year which equals 30,4375 days. Meter reading periods that are longer or shorter are adjusted proportionately.
- 1.13. "Disconnection" means interrupting, restriction or terminating the supply of water to a meter as a consequence of credit control measures or the commission of an offence in terms of the By-laws.
- 1.14. "Level 1 Disconnection" refers to the disconnection or restriction or termination of water services, which is instituted as a credit control measure.
- 1.15. "Level 3 Disconnection" refers to the complete removal of a water connection to a property from the water distribution supply pipe up to and including the water meter.
- 1.16. "Illegal Connection" means any connection or reconnection to a water system and or tampering with such system through which water services are provided including the meter, which is not authorised or approved by the Municipality or an Authorised Official in contravention of the By-Laws, any other by-laws of the Municipality, Act or Regulation.
- 1.17. "Repeat Offender means a customer who has committed an illegal connection more than three (3) times within a period of twelve-month and or whose services were disconnected with a Level 3 Disconnection within a period of five (5) years.

2. Residential Consumers

2.1 Conventional water meters

2.1.1 Dwelling unit:

The supply of water to any dwelling where such a dwelling unit has its own meter supplied by Johannesburg Water and is used for residential purposes.

- (a) For the first 6 kilolitres: Free
- (b) In excess of 6 kilolitres up to 10 kilolitres: R33.57 per kilolitre per month.
- (c) In excess of 10 kilolitres up to 15 kilolitres: R35.04 per kilolitre per month.
- (d) In excess of 15 kilolitres up to 20 kilolitres: R49.13 per kilolitre per month.
- (e) In excess of 20 kilolitres up to 30 kilolitres: R67.91 per kilolitre per month.
- (f) In excess of 30 kilolitres up to 40 kilolitres: R74.26 per kilolitre per month.
- (g) In excess of 40 kilolitres up to 50 kilolitres: R93.69 per kilolitre per month.
- (h) In excess of 50 kilolitres: R100.40 per kilolitre per month.
- (i) A water demand management levy of R107.74 per calendar month per unit.

2.1.2 Multi dwelling units:

The supply of water to multi dwelling where water consumed in all such units are metered by one or a combination of meters supplied by Johannesburg Water, but not individually metered by meters: the combined aggregate consumption be divided by the number of dwelling units:

- (a) For the first 6 kilolitres: Free
- (b) In excess of 6 kilolitres up to 10 kilolitres: R33.57 per kilolitre per month.
- (c) In excess of 10 kilolitres up to 15 kilolitres: R35.04 per kilolitre per month.
- (d) In excess of 15 kilolitres up to 20 kilolitres R49.13 per kilolitre per month.
- (e) In excess of 20 kilolitres up to 30 kilolitres: R67.91 per kilolitre per month.
- (f) In excess of 30 kilolitres up to 40 kilolitres: R74.26 per kilolitre per month.
- (g) In excess of 40 kilolitres up to 50 kilolitres: R93.69 per kilolitre per month.
- (h) In excess of 50 kilolitres: R100.40 per kilolitre per month.
- (i) A water demand management levy of R107.74 per calendar month per unit.

2.1.3 Tariffs when there's water restriction – (Dwelling unit and multi dwelling units)

For the supply of water to any dwelling where at least a Water restriction has been declared by Johannesburg Water and is used for residential purposes

	2026/27	CONVENTIONAL WATER RESTRICTIONS							
Band	Normal Tariff	Level 1 - 15%	Level 2 - 20%	Level 3 - 25%	Level 4 - 30%	Level 5 - 35%	Level 6 - 40%	Level 7 - 45%	Level 8 - 50%
	(R/kl)	(R/kl)	(R/kl)	(R/kl)	(R/kl)	(R/kl)	(R/kl)	(R/kl)	(R/kl)
0-6	-	3,90	7,80	16,88	16,88	16,88	16,88	16,88	16,88
> 6-10	33,57	34,70	37,48	39,11	41,96	45,24	49,18	53,73	59,33
>10-15	35,04	38,28	41,51	42,39	45,45	48,99	53,21	58,10	66,95
>15-20	49,13	55,08	59,82	62,17	66,64	71,79	77,88	85,01	99,55
>20-30	67,91	79,89	83,57	87,79	94,08	101,34	110,78	125,49	146,33
>30-40	74,26	87,37	90,60	94,34	101,12	108,94	137,18	151,95	170,40
>40-50	93,69	117,72	128,72	131,76	143,02	156,36	221,45	377,39	703,62
>50	100,40	150,30	165,41	188,71	267,53	458,47	561,02	1 228,35	2 360,95

2.2 Prepayment meters

2.2.1 Dwelling unit:

The supply of water to any dwelling where such a dwelling unit has a prepaid meter supplied by Johannesburg Water and is used for residential purposes.

- (a) For the first 6 kilolitres: Free
- (b) In excess of 6 kilolitres up to 10 kilolitres: R28.91 per kilolitre per month.
- (c) In excess of 10 kilolitres up to 15 kilolitres: R29.84 per kilolitre per month.
- (d) In excess of 15 kilolitres up to 20 kilolitres: R35.65 per kilolitre per month.
- (e) In excess of 20 kilolitres up to 30 kilolitres: R64.53 per kilolitre per month.
- (f) In excess of 30 kilolitres up to 40 kilolitres: R69.45 per kilolitre per month.
- (g) In excess of 40 kilolitres up to 50 kilolitres: 86.81 per kilolitre per month.

- (h) In excess of 50 kilolitres: R94.92 per kilolitre per month.
- (i) A water demand management levy of R107.74 per dwelling unit per calendar month.
- (j) An annual allocation for emergencies of 4 kl will be provided free of charge to a consumer in the case of a prepayment meter.

2.2.2 Multi dwelling units:

The supply of water to multi dwelling where water consumed in all such units are metered by one prepayment meter supplied by Johannesburg Water, but not individually metered by meters: the combined aggregate consumption be divided by the number of dwelling units:

- (a) For the first 6 kilolitres: Free
- (b) In excess of 6 kilolitres up to 10 kilolitres: R28.91 per kilolitre per month.
- (c) In excess of 10 kilolitres up to 15 kilolitres: R29.84 per kilolitre per month.
- (d) In excess of 15 kilolitres up to 20 kilolitres: R35.65 per kilolitre per month.
- (e) In excess of 20 kilolitres up to 30 kilolitres: R64.53 per kilolitre per month.
- (f) In excess of 30 kilolitres up to 40 kilolitres: R69.45 per kilolitre per month.
- (g) In excess of 40 kilolitres up to 50 kilolitres: R86.81 per kilolitre per month.
- (h) In excess of 50 kilolitres: R94.92 per kilolitre per month.

- (i) A water demand management levy of R107.74 per dwelling unit per calendar month.
- (j) An annual allocation for emergencies of 4 kl will be provided free of charge to a consumer in the case of a prepayment meter.

2.2.3 Tariffs when there's water restriction – prepayment metered areas.

For the supply of water to any dwelling where at least a Water restriction has been declared by Johannesburg Water and is used for residential purposes:

	2026/27	PRE-PAID WATER RESTRICTIONS							
Band	Normal Tariff	Level 1 - 15%	Level 2 - 20%	Level 3 - 25%	Level 4 - 30%	Level 5 - 35%	Level 6 - 40%	Level 7 - 45%	Level 8 - 50%
	(R/kl)	(R/kl)	(R/kl)	(R/kl)	(R/kl)	(R/kl)	(R/kl)	(R/kl)	(R/kl)
0-6	-	3,90	7,80	16,88	16,88	16,88	16,88	16,88	16,88
6>10	28,91	29,89	32,28	33,69	36,14	38,96	42,36	46,27	51,10
>10-15	29,84	32,59	35,34	36,09	38,70	41,71	45,30	49,47	57,00
>15-20	35,65	39,97	43,41	45,11	48,36	52,10	56,52	61,69	72,24
>20-30	64,53	75,92	79,41	83,42	89,40	96,31	105,27	119,25	139,06
>30-40	69,45	81,70	84,72	88,22	94,56	101,87	128,29	142,10	159,36
>40-50	86,81	109,07	119,26	122,08	132,51	144,87	205,18	349,65	651,92
>50	94,92	142,11	156,40	178,43	252,95	433,48	530,45	1 161,41	2 232,29

2.3 Hostels

For the supply of water to any hostels with or without appurtenant outbuildings where water consumed in all such units is metered by one meter supplied by Johannesburg Water. The aggregate consumption be divided by the factor of the number of registered beds divided by six and the tariff stipulated in sub paragraph (1) above be applied per hostel.

- (a) For the first 6 Kilolitres per hostel multiplied by the factor of the number of registered beds per hostel divided by six: Free per kilolitre per month.
- (b) In excess of 6 kilolitres up to and including 10 kilolitres per hostel multiplied by the factor of the number of registered beds per hostel divided by six: R33.57 per kilolitre per month.

- (c) In excess of 10 kilolitres up to and including 15 kilolitres per hostel multiplied by factor of the number of registered beds per hostel divided by six: R35.04 per kilolitre per month.
- (d) In excess of 15 kilolitres up to and including 20 kilolitres per hostel multiplied by the factor of the number of registered beds divided by six per hostel: R49.13 per kilolitre per month.
- (e) For any quantity in excess of 20 kilolitres per hostel multiplied by the factor of the number of registered beds divided by six per hostel: R100.40 per kilolitre per month.

2.4 Deemed consumption areas

2.4.1 Erven within previously disadvantage areas where a flat rate for water consumption was charged and it has not been possible to assess metered water consumption over the past 12 months:

- (a) 5kl per month: Free
- (b) 10 kl per month: R134.28 per month.
- (c) 20 kl per month: R555.13 per month.

2.5 Informal settlements

Informal dwelling structure on an erf, which is not connected to the water reticulation system of the Council and is supplied by water from a communal water point: Free of charge per month.

2.6 Availability Charges

The following availability charges shall be payable in respect where service are available:

- (a) For vacant residential stands; R621.39 per calendar month per stand
- (b) For unoccupied improved residential stands; R621.39 per calendar month per stand
- (c) For improved occupied residential stands where no water supplied by Council is being consumed for any reason, including, but not restricted to stands using borehole water; R621.39 per calendar month per stand.
- (d) Per occupied unmetered residential stands R621.39 per calendar month per stand

3 Mixed use

3.1 For the supply of water to any dwelling, with or without appurtenant outbuildings, and used for more than one purpose (excluding any such units used merely for purposes incidental to such other purposes which constitute the main activities on the premises), where water consumed in all such units is metered by one meter supplied by Johannesburg Water for any quantity of water supplied, the aggregate consumption be divided by the number of dwelling units.

- (a) For the first 6 Kilolitres per dwelling multiplied by the number of dwelling units on the premises: Free
- (b) In excess of 6 kilolitres up to and including 10 kilolitres per dwelling multiplied by the number of dwelling units: R33.57 per kilolitre per month.
- (c) In excess of 10 kilolitres up to and including 15 kilolitres per dwelling multiplied by the number of dwelling units on the premises: R35.04 per kilolitre per month.

- (d) In excess of 15 kilolitres up to and including 20 kilolitres per dwelling multiplied by the number of dwelling units: R49.13 per kilolitre per month
- (e) For any quantity in excess of 20 kilolitres per dwelling multiplied by the number of dwelling units: R100.40 per kilolitre per month.
- (f) In the case where a domestic customer conducts commercial/business activities on their residential unit where prepayment meters have been installed any consumption will be charged at the rate of the tariff band listed in sub-paragraphs (a) to (e).
- (g) A water demand management levy of R107.74 per dwelling per calendar month plus R413.84 per stand.

4 Non-Residential

4.1 Surcharge

A 2% surcharge is levied on non-residential customers (Institutions, Commercial and Industrial).

4.2 Institutions

4.2.1 Conventional water meters and Prepayment Meters

For the supply of water to institutions:

- (a) For consumption up to 200 kilolitres: R62.96 per kilolitre per month
- (b) For consumption exceeding 200 kilolitres: R73.73 per kilolitre per month.

- (c) A water demand management levy of R413.84 per stand per calendar month.

4.3 Commercial / Industrial

4.3.1 Conventional water meters and Prepayment Meters

For the supply of water through any one meter to premises:

- (a) For consumption up to 200 kilolitres: R73.72 per kilolitre per month.
- (b) For consumption exceeding 200 kilolitres: R77.77 per kilolitre per month.
- (c) A water demand management levy of R413.84 per stand per calendar month.

4.4 Availability Charges

The following availability charges shall be payable in respect where service are available:

- (a) For non-residential vacant stands; R1 553.48 per calendar month per stand
- (b) For unoccupied improved non-residential stand; R1 553.48 per calendar month per stand
- (c) For improved occupied non-residential stands where no water supplied by Council is being consumed; R1 553.48 per calendar month per stand.
- (d) Stands belonging to the City of Johannesburg and its Municipal Owned entities that do not consume water will be exempted from the availability charge.

5 INTERIM CHARGES

- (a) For the purpose of assessing any charge where a meter reading could not be obtained, for whatever reason, in an area other than a deemed consumption area, the consumption trend of the customer's interim charges is raised in absence of an actual reading. Where there is no trend available, a township average may be applied.
- (b) The interim charge shall be reversed when actual meter readings are again obtained and the account adjusted accordingly.
- (c) Interim charges levied are payable and due in the same way as an actual charge.

6 MISCELLANEOUS

- (a) For the supply of water for use outside the area of jurisdiction of the City of Johannesburg (excluding water supplied in bulk to another local authority) such supply to be metered at a point within the boundary of the City of Johannesburg in any one month, the charge payable shall be the prevailing Rand Water bulk supply price plus a surcharge of 25% on the aggregate of such charge.
- (b) In the case of meters registering the supply of water in gallons, the number of kilolitres supplied shall be determined by dividing the number of gallons registered by 220 and rounding off the result, up or down to the nearest 10.
- (c) The Managing Director of Johannesburg Water will have the authority to negotiate with customers who receive a special tariff, due to older arrangements with the City, to bring these special tariffs in line with the regular tariff.

7 CUSTOMER REQUESTS TO CHANGE BILLING TARIFF

- 7.1 When customers request in writing to change the category billing tariff, it will be confirmed by Managing Director of Johannesburg Water and will only apply from the date of which the request is received by the City and will not be backdated.

8 CHARGES FOR DISCONNECTING SUPPLY

8.1 Customer requests for disconnections

- (a) For the removal of an unused meter up to and including a 20 mm connection, and consequent disconnecting of supply: R4 583.34
- (b) For the removal of an unused meter larger than 20 mm up to and including a 40 mm connection, and consequent disconnecting of supply: R 24 855.59
- (c) For the removal of an unused meter larger than 40 mm up to and including a 100 mm connection, and consequent disconnecting of supply: R45 568.59
- (d) For the removal of an unused meter larger than 100 mm connection, and consequent disconnecting of supply: R 66 281.57

8.2 For the disconnections and/or re-connection of supply which has been disconnection for credit control purposes

- (a) Flow restrictions/ termination: meter up to and including a 20 mm connection: R852.55
- (b) Flow restrictions/ termination: meter larger than 20 mm: R3 571.19

8.3 Cut-off, Level 3- Disconnection at the water mains supply: R14 410.10

9 NEW CONNECTIONS

- (a) For providing and installing a 20 mm connection with a meter:
 - i. Service Level 1 water connection: Free
 - ii. New complete connection: R 18 985.13
 - iii. New meter only: R6,495.31

- (b) For providing and installing a 25 mm connection with a meter:
R46 130.76
- (c) For providing and installing a 40 mm connection with a meter:
R61 978.41
- (d) For providing and installing a 50 mm connection with a meter:
R79 266.71
- (e) For providing and installing a 80 mm connection with a meter:
R118 819.34
- (f) For providing and installing a 100 mm connection with a meter:
R128 274.95
- (g) For providing and installing a 130 mm connection with a meter:
R152 758.78
- (h) In the event of an unmetered illegal connection not installed by Johannesburg Water or with a letter from Johannesburg Water authorising the installation by a developer or their agent, a fine, over and above the charges in (a) to (g) above, which will be equal to two (2) times the applicable new connection tariff above, per connection and multiplied by the number of households on the stand.

10 FIRE SERVICE CONNECTIONS

- (a) For providing and installing a 25 mm fire service connection without a meter: R 42 066.62
- (b) For providing and installing a 40 mm fire service connection without a meter: R 46 131.54
- (c) For providing and installing a 50 mm fire service connection without a meter: R 47 560.94
- (d) For providing and installing a 80 mm fire service connection without a meter: R72 061.25
- (e) For providing and installing a 100 mm fire service connection without a meter: R83 603.51
- (f) For providing and installing a 150 mm fire service connection without a meter: R102 325.67

11 SPECIAL CHARGES IN CONNECTION WITH METERS
SUPPLIED BY JOHANNESBURG WATER:

11.1 For special reading of a meter at the request of a consumer (excluding new consumers) provided that only a single charge be levied under this item for the simultaneous reading of water and electricity meters for a single consumer:
R1 035.64

11.2 For installing a meter after the removal thereof; R6 495.20

11.3 For testing a water meter owned by Johannesburg Water at the request of the consumer, if it is found that the meter does not show an error of more than the prescribed tolerance:

- (a) Meters for pipes with a diameter measuring up to and including 25 mm, for each meter: R7 144.73
- (b) Meters for pipes with a diameter measuring more than 25 mm, for each meter: R14 289.48

11.4 Rules applicable to clause 11.3

- (a) The method and results of a test carried out by Johannesburg Water in terms of sub items 11.3, shall be accepted by the consumer as conclusive.
- (b) The consumer shall be entitled, on giving Johannesburg Water (SOC) Ltd reasonable notice of his intention, to be present at the testing of any meter in which he is interested.
- (c) Johannesburg Water shall retain every water meter for 3 months after it has been tested in order to make any further check or adjustment which may be necessary.

- (d) When a meter fails the test, the meter testing fees will be refunded.
- (e) When the meter fails the test, meter reading and billing will be adjusted using the by-law calculations to raise/reverse charges for the period affected.

11.5 For testing a meter owned by the consumer the charge shall be as follows:

- (a) Meters for pipes with a diameter measuring up to and including 25mm, for each meter: R8 285.22
- (b) Meters for pipes with a diameter measuring more than 25 mm, for each meter: R15 534.75

11.6 If a water meter remains unused for more than three months Johannesburg Water shall be entitled to remove it free of cost to the consumer and shall replace it when it is again required; the replacement shall be at the consumer's expense (refer section 6.2).

11.7 For the purpose of rule 8, a meter shall be deemed to have been unused during any period between readings if less than 4 kilolitres passed through it.

11.8 Charges applicable to the moving of water meter outside the boundary of a property at the consumer's request:

- (a) For the moving of a Meter size 20, 25 and 40mm which can be moved as a unit. R22 548.85 per meter.
- (b) For the moving of a Meter size 50 and 80mm R28 038.06 per meter.

- (c) For the moving of a meter size 100 and 150mm for which a chamber needs to be built R35 722.73 per meter.

11.9 Temporary interruption

- (a) For the temporary interruption of a consumer’s water supply at his request and the subsequent reconnection thereof, for including the time taken for travelling, whether one or more trips to the erf are necessary: R4 315.78
- (b) In the case where a consumer fits an internal stopcock which will allow the consumer to perform the interruption without the assistance of Johannesburg Water in future: free of charge.

11.10 Charge for issuing of notice:

- (a) For the issuing of a notice in respect of arrear amounts on one or more services: R778.82

12 EFFLUENT RE-USE TARIFF

12.1 Effluent re-use will be charged where the off take is from the treatment plant at the cost of the user. Where any infrastructure has to be provided, additional charges will apply on a case-by-case basis dependant on the cost to Johannesburg Water and the period of the agreement.

Name of Catchment	2026/27 (R/kl)
Integrated Vaal River System (IVRS)	R8.016
Crocodile West Marico	R8.281

12.2 The Water Treatment Works that dispense effluent to both Integrated Vaal River System and Crocodile West Marico are listed below:

1. **Integrated Vaal River System (IVRS)**

- Olifantsvlei works
- Bushkoppies works
- Goudkoppies works
- Ennerdale works

2. **Crocodile West Marico**

- Driefontein works
- Northern works

13 EXPANDED SOCIAL PACKAGE

13.1 Residential Indigent Consumers
Conventional water meters

13.1.1 For the supply of water to any dwelling unit where such a dwelling unit has its own meter supplied by Johannesburg Water and is used for residential purposes by a consumer that is registered indigent in terms of the Council's Expanded Social Package policy:

Indigent Category	Score on Prevailing COJ Poverty Index	Monthly allocation cap of free water per household limited to the actual consumption if actual consumption is less than the allocated cap. Monthly allocation cap of free water per household
Band 1	Between 1 and 15	Not applicable
Band 2	Between 15 and 30	10kl.

Band 3	Between 30 and 70	12kl.
Band 4	70 and above	15kl.

Note:

- (a) Band 1 refers to individuals / households on the lowest vulnerable score defined by the approved CoJ Poverty index of the expanded social package policy.
- (b) Band 2 refers to individuals / households within the low vulnerability score defined by the approved CoJ Poverty index of the expanded social package policy.
- (c) Band 3 refers to individuals / households within the mid-range vulnerability score defined by the approved CoJ Poverty index of the expanded social package policy.
- (d) Band 4 refers to individuals / households within the higher vulnerability score defined by the approved CoJ Poverty index of the expanded social package policy.
- (e) Customers who qualify for the allocation of free water above will also be eligible for a rebate on the demand management levy charged.

13.2 Residential Indigent Consumers Prepayment meters

13.2.1 Where a residential prepayment meter has been installed for the supply of water, where such water is consumed by a consumer that is declared indigent in terms of the Council's Expanded Social Package policy resolution, the proposed tariff will be as follows:

Indigent Category	Score on Prevailing COJ Poverty Index	Monthly allocation cap of free water per household limited to the actual consumption if actual consumption is less than the allocated cap. Monthly allocation cap of free water per household
Band 1	Between 1 and 15	Not applicable

Band 2	Between 15 and 30	10kl.
Band 3	Between 30 and 70	12kl.
Band 4	70 and above	15kl.

Note:

- (a) Band 1 refers to individuals / households on the lowest vulnerable score defined by the approved CoJ Poverty index of the expanded social package policy.
- (b) Band 2 refers to individuals / households within the low vulnerability score defined by the approved CoJ Poverty index of the expanded social package policy.
- (c) Band 3 refers to individuals / households within the mid-range vulnerability score defined by the approved CoJ Poverty index of the expanded social package policy.
- (d) Band 4 refers to individuals / households within the higher vulnerability score defined by the approved CoJ Poverty index of the expanded social package policy.
- (e) Customers who qualify for the allocation of free water above will also be eligible for a rebate on the demand management levy charged.

13.3 Deemed consumption areas: Indigent customers

13.3.1 Even within previously disadvantaged areas where a flat rate was charged and it has not been possible to assess metered water consumption over the past 12 months and the consumer is declared indigent in terms Expanded Social Package Policy of Council:

- (a) 5kl per month: Free of charge;
- (b) 10 kl per month: Free of charge;
- (c) 20 kl per month: R245.64 per month,

14 DAMAGES TO MUNICIPAL WATER PIPE SYSTEM AND OR
WATER INSTALLATIONS TARIFFS:

14.1 Any damages to the municipal water system and
or installation: Actual costs of repairs plus cost of
water lost. The cost of water lost will be charged
as indicated below:

- a. Pipe with a diameter of 50mm or less R21 752.92
- b. Pipe with a diameter larger than 50mm but less than or equal to
100mm
R43 508.75
- c. Pipe with a diameter larger than 100mm but less than or equal to
250mm
R65 266.55
- d. Pipes with diameters larger than 250mm but less than or equal to
400mm
R87 017.42
- e. Pipes with diameters larger than 400mm but less than or equal to
700mm
R174 034.87
- f. Pipes with diameters larger than 700mm R239 293.61

14.2 The above tariffs will be levied per incident
reported:

- (a) The reporting should be done as soon as the incident is known to
the City of Johannesburg Call Centre wherein the reference number
will be given.
- (b) If the incident was not reported but was found by the
City/Johannesburg Water a surcharge of 10% will be applied.
- (c) For a repeated offender in a project or area, within a 12 month
period, a surcharge will be levied as follows:
 - i. For a second transgression 5% will be levied above the tariff as
determine previously based on the size of water pipe inclusive of
water losses and cost or repairs.

- ii. Third transgression 10% surcharge to be levied.
- iii. Fourth transgression 15% surcharge to be levied.
- iv. Fifth transgression 25% surcharge to be levied.

v. For any transgression above five, 50% surcharge will be levied,

In this circumstance Johannesburg Water/ City of Johannesburg reserves the right to review contractual relationship if the transgressor is the service provider.

If the transgressor is not contractually bound to Johannesburg Water/City of Johannesburg, the municipality reserves the right to request the transgressor to cease operations within 24 hours.

15 ILLEGAL CONNECTIONS

Penalty

If any unauthorised water connection is detected, the same shall be disconnected immediately and the following penalty for domestic connection and for institutional/ commercial/ industrial connections shall be imposed on the consumers:

15.1 In respect of a stand with a single household or business premises:

- (a) R11 250.00 for up to a 25mm connection;
- (b) R123 956.82 for up to a 40mm connection;
- (c) R158 533.44 for up to a 50mm connection;
- (d) R 247 889.70 for up to a 80mm connection;
- (e) R 513 099.79 for up to a 100mm connection; and
- (f) R763 793.89 for a connection larger than 150mm;

15.2 In an event where JW has confirmed an illegal connection and has raised the relevant illegal connections penalties, JW may proceed to recover revenue over and above the penalty in the following manner:

- (a) A calculation of a reasonable average based on previous purchases from the date of last purchase not in excess of 36 months for prepaid meters. In an event that the meter has not purchased in the last 36 Months, the prevailing prepaid township average will be used to recoup all revenue lost due to the illegal connection.
- (b) An average based on two recent readings and if a meter reading does not exist and if the meter was never read, the date of installation will be used to recover the revenue using the township average.

15.3 In an event that JW water cannot confirm a prepaid water purchase on all its vending platforms for a period of 6 months on a meter that is functional, the meter shall be deemed to have been tampered with. This meter will therefore accrue a penalty as per approved tariff

15.4 In respect of a stand which has more than one household or business premises, the charge will be the amount stipulated in clause 15.1 multiplied by the number of premises regardless that the stand has a single supply line.

15.5 In respect of an unauthorised connection being repeated in the same financial year, an additional 50% on the applicable penalty referred to in paragraphs 15.1 and 15.2 will be added to the penalty.

15.6 In respect of water losses during construction and post construction JW will raise the following charges in addition to the penalty charge/s above:

- (a) During construction, where it is found that a connection is / was unmetered or an illegal connection is detected, the greater amount will be charged of either 1kl of water for every square meter constructed or 1kl for every square meter of the stand size, based on the tariff for business plus a new meter connection fee
- (b) In cases after construction whether or not occupancy has occurred, where it is found that a connection is /was unmetered or an illegal

connection is detected the following charge based on the business tariff in addition to the charge referred to above will apply:

- (a) 30kl per month for up to a 25mm connection
- (b) 90kl per month for up to a 40mm connection
- (c) 120kl per month for up to a 50mm connection
- (d) 200kl per month for up to a 80mm connection
- (e) 300kl per month for up to a 100mm connection and
- (f) 400kl per month for a connection larger than 150mm

15.7 In respect of the unauthorised use of water from an unmetered Fire Hydrant or Stand Pipe JW will raise the following charges;

- (a) R27 551.52 for up to a 25mm connection;
- (b) R44 082.44 for up to a 40mm connection;
- (c) R55 103.05 for up to a 50mm connection;
- (d) R88 164.88 for up to a 80mm connection;
- (e) R110 206.09 for up to a 100mm connection and
- (f) R165 309.12 for a connection larger than 150mm.

15.8 In respect of the unauthorised usage of water from a Fire Hydrant using a portable water truck, such truck will be impound by JMPD and a penalty of R55 000.00, payable to JW, will be imposed. The truck will released upon payment of the R55 000.00 and all such penalties imposed in terms of the above as well as any further penalties which JMPD may impose. These penalties are exclusive of any penalty that JMPD may elect to impose as per its processes.

15.9 The owner and user of such truck will be jointly and severally liable for payment of the amounts referred to in paragraph 15.8 above, the one paying the amount in full the other being absolved of such liability.

15.10 Illegal Connection fees is payable in full before a reconnection can be instituted by Johannesburg Water.

16 VALUE ADDED TAX

All the above charges are exclusive of VAT.

ANNEXURE B

AMENDMENT OF TARIFF OF CHARGES FOR SEWERAGE & SANITARY SERVICES

In terms of the Local Government: Municipal Finance Management Act, 2003 (Act 56 of 2003) as amended: sections 17(3)(a)(ii) and 22(a) of ; of the Local Government: Municipal Systems Act, 2000 (Act 32 of 2000) as amended: sections 21(1) and (3), 21A and 75A(3) and (4) of , it is hereby notified that the City of Johannesburg has, in terms of the Local Government: Municipal Systems Act, 2000 (Act 32 of 2000) as amended: Sections 11(3)(i) and 75A(1) and (2), read with the Local Government: Municipal Financial Management Act, 2003 (Act 56 of 2003) as amended: section 24(2)(c)(ii) of, amended its Tariff of Charges for Sewerage and Sanitary Services with effect from 1 July 2025. A 2% surcharge is levied on business tariffs.

The following tariffs shall be effective from 1 July 2026:

1. DEFINITIONS

For the purposes of this Tariff of Charges the following definitions will apply:

- 1.1. "Dwelling unit" means one or more rooms including a kitchen/s designed as a unit for occupancy for the purpose of cooking, living and sleeping which includes nearby outbuildings, sheds and granny flats within the curtilage of the property excluding multi dwellings and blocks of flats;
- 1.2. "Multi-dwelling" means any arrangement of premises that comprises more than one dwelling unit including semi-detached houses, simplex units, townhouses, duplex dwellings, flats and any other arrangement of residential premises.
- 1.3. "Mixed use" Any premises comprised of two or more dwelling units, with or without appurtenant outbuildings, and any unit used for other purposes (excluding any such premises if such units are used merely for purposes incidental to such other purposes which constitute the main activities on the premises)
- 1.4. "Hostel" means collective accommodation for Local Authority and Provincial Government workers which accommodation may be single rooms or dormitories, with shared facilities such as kitchens and bathrooms;
- 1.5. "Service Level 1" shall mean a service delivery option consisting of a ventilated improved pit latrine or equivalent dry sanitation system located on each. No water and sewer connections are provided to each individual property, and no waterborne sewer system is available.
- 1.6. "Service Level 3" shall mean a service delivery option consisting of a conventional waterborne sewer network with individual sewer connections to each erf.
- 1.7. "Institution" means public tertiary educational institutions, public schools, public hospitals, orphanages, old aged homes or other similar premises operated by a registered welfare organisation, sport clubs or premises used for public worship, including halls or other buildings used for religious purposes. Student accommodation owned by institutions as defined herein will be covered under institutions.

- 1.8. "Commercial" refers to the sewer service to premises other than those provided for in clauses 2 and 3.
- 1.9. "prepayment meter" means a meter that can be programmed to limit the flow of water into a water installation to the amount which has been previously purchased;
- 1.10. "prepayment measuring system" means a meter and ancillary devices, approved by the Council, designed to measure and allocate to a consumer the quantity of water pre-purchased by himself or herself;

2. Residential Charges

The following charges shall be payable in respect of land having a drainage installation thereon which is connected to Johannesburg Water's sewer network:

2.1. Dwelling on a single erf, per erf- R/month

(a) Erf size up to and including 300 m ²	R397.85
(b) Erf size from 301 m ² to 1 000 m ²	R774.48
(c) Erf size from 1 001 m ² to 2 000 m ²	R1 171.62
(d) Erf size larger than 2 000 m ²	R1 688.12

2.2. Multi-dwellings

Subsidized multi-dwellings:

- (a) A multi-dwelling where the property rates value of each unit does not exceed R700 000.00 (Where the rates valuation is provided for the total stand, the rates valuation should be divided by the number of dwelling units to get the value per dwelling unit.) shall qualify for the subsidized charge of R397.85.

Other multi dwellings

- (b) Where two or more dwelling units have been erected on a single erf, an erf size shall be determined in respect of each dwelling house erected on such property, by dividing the area of the erf by the number of dwelling units erected thereon. The charge shall then be levied in respect of each such dwelling unit in accordance with the provisions of section 2.1 above, provided that the minimum charge shall be: R 697.73 per unit per month.

- (c) Where information to the satisfaction of the Managing Director: Johannesburg Water, or his duly authorised representative, has not been furnished as to the number of dwelling units on a complex: For each kilolitre or part of the metered or estimated water consumption: R58.66/kl.

2.3. Informal Settlements

- (a) Sanitation services to informal dwelling structures used for human habitation in respect of which no building plan has been lawfully approved by any competent authority and the dwelling on the erf is not individually connected to Johannesburg Water's water reticulation system: Free of charge.

2.4. Residential prepayment meter

- 2.4.1. Where residential prepayment meter has been installed for the supply of water to a dwelling, block of flats and multi-dwellings where such service is provided in respect of land having a drainage installation thereon which is connected to Johannesburg Water's sewer:

- (a) For the first 6 kilolitres: Free

- (b) In excess of 6 kilolitres up to 10 kilolitres: R16.45 per kilolitre per month.
- (c) In excess of 10 kilolitres up to 15 kilolitres: R20.82 per kilolitre per month.
- (d) In excess of 15 kilolitres up to 20 kilolitres: R23.32 per kilolitre per month.
- (e) In excess of 20 kilolitres up to 30 kilolitres: R34.62 per kilolitre per month.
- (f) In excess of 30 kilolitres up to 40 kilolitres: R34.62 per kilolitre per month.
- (g) In excess of 40 kilolitres up to 60 kilolitres: R34.62 per kilolitre per month.
- (h) In excess of 60 kilolitres: R34.62 per kilolitre per month.

2.5. Availability Charges

2.5.1. The following availability charges shall be payable in respect of:

- (a) For vacant residential stands; R613.11 per month per stand
- (b) For unoccupied improved residential stands; R613.11 per month per stand
- (c) For improved occupied residential stands where no water supplied by Council is being consumed for any reason; R613.11 per month per stand
- (d) For occupied unmetered residential stands R613.11 per month per stand

2.6. Mixed used

Where water consumed in all such units is metered by one meter supplied by Johannesburg Water, for any quantity of water supplied to the premises, for each kilolitre or part thereof of the metered or estimated water consumption: R58.66/kl.

3. Non-Residential

Surcharge

A 2% surcharge is levied on business customers (Institutions, Commercial and Industrial).

3.1. Institutions/ Hostels

(a) For the provision of sewerage service to Institutional Buildings will be charged at R46.64/kl

3.2. Industrial / Commercial

(a) For each kilolitre or part thereof of the metered or estimated water consumption: R 58.66/kl irrespectively post or prepayment.

3.3. Other classes of property

(a) All classes of property other than those specified in clauses 3.2 and 3.3 above: For each kilolitre or part thereof of the metered or estimated water consumption: R 58.66/kl.

3.4. Availability Charges

3.4.1. The following availability charges shall be payable in respect of:

- (a) For non-residential vacant stands; R1 532.77 per month per stand
- (b) For unoccupied improved non-residential stand; R1 532.77 per month per stand
- (c) For improved occupied non-residential stands where no water supplied by Council is being consumed; R1 532.77 per month per stand.
- (d) Stands belonging to the City of Johannesburg and its Municipal Owned entities that do not consume sewer and sanitation services will be exempted from the availability charge.

4. CUSTOMER REQUESTS TO CHANGE BILLING CATEGORY

- (a) When customers request in writing to change the category billing tariff, it will be confirmed by Managing Director of Johannesburg Water and will only apply from the date of which the request is received by the City and will not be backdated.
- (b) The Managing Director of Johannesburg Water will have the authority to negotiate with customers who receive a special tariff, due to older arrangements with the City, to bring these special tariffs in line with the regular tariff.

5. NIGHT SOIL AND VACUUM TANKER SERVICES

5.1. The following charges shall be payable for night soil and vacuum tanker services:

- (a) For the removal of sewage by vacuum tanker outside a sewer reticulated area, per kilolitre or part thereof: R499.79/kl.

- (b) Discharge of contents of tankers used to evacuate portable toilets to works: per kilolitre or part thereof R838.14/kl.
- (c) Discharge of contents of tankers used to evacuate portable toilets to works, and where such tankers are hired on contract by Johannesburg Water: Free of charge.

6. CHARGES FOR INDUSTRIAL EFFLUENT

- 6.1. The charge shall be calculated in accordance with the following formulae:

The sum of:

$$A: \quad C + T \cdot (\text{COD}) \quad \text{cent/kilolitre,}$$

$$700$$

Subject to a minimum charge of R59.75/kl;

and:

2,5 B: (i) $T \cdot (\text{As} - 2,5)$ cent/kilolitre, where As is greater than 2,5 mg/l:

and (ii) $T \cdot (\text{Cd} - 2,5)$ cent/kilolitre, where Cd is greater than 2,5 mg/l; 2,5

and (iii) $T \cdot (\text{Co} - 20)$ cent/kilolitre, where Co is greater than 20 mg/l; 20

and (iv) T.(Cr-20) cent/kilolitre, where Cr is greater than 20 mg/l; 20

and (v) T.(Cu-20) cent/kilolitre, where Cu is greater than 20 mg/l; 20

and (vi) T.(Hg-1) cent/kilolitre, where Hg is greater than 1 mg/l; 1

and (vii) T.(Mo-5) cent/kilolitre, where Mo is greater than 5 mg/l; 5

and (viii) T.(Ni-10) cent/kilolitre, where Ni is greater than 10 mg/l; 10

and (ix) T.(Pb-10) cent/kilolitre, where Pb is greater than 10 mg/l; 10

and (x) T.(Se-2,5) cent/kilolitre, where Se is greater than 2,5 mg/l; 2,5

and (xi) T.(Zn-20) cent/kilolitre, where Zn is greater than 20 mg/l; 20

and (xii) C.(7-pH) cent/kilolitre, where pH is less and 4 units

and (xiii) (C+T).(FOG-200)cent/kilolitre, where FOG is greater than 200mg/l; 200 [vegetable origin]

and (xiv) $(C+T) \cdot (FOG-50)$ cent/kilolitre, where FOG is greater than 50mg/l; 50 [mineral origin]

Where C = R1 659.65 and T = R1 809.92

Where the COD is Chemical Oxygen Demand:

and As = Total Arsenic;
Cd = Total Cadmium;
Co = Total Cobalt;
Cr = Total Chromium;
Cu = Total Copper;
Hg = Total Mercury
Mo = Total Molybdenum
Ni = Total Nickel;
Pb = Total Lead;
Se = Total Selenium;
Zn = Total Zinc.
pH = $-\log [H^+]$
FOG = Total fat, oil and grease

As determined by the analytical methods used by the CYDNA Scientific Services Laboratory of Johannesburg Water (SOC) Ltd.

It is important that the sewer system is protected against acidic effluents and the charge for pH is therefore punitive. Similarly, metals are detrimental to the environment and the metal charge

is also punitive. In addition, the discharge of excessive quantities of fat, oil and grease (FOG) into the sewer system causes blockages which is a public nuisance, a health risk and impedes the proper operation of the City's Waste Water Treatment Works. Hence the FOG charge is also punitive. Therefore, in cases where the Water Services By-laws are violated, pH will be assessed on the lowest and metals and FOG on peak values recorded during a six monthly period, irrespective of whether the industrial effluent volume discharged during that period is less than the value stipulated in clause 4.2 below.

- 6.2. In the case of any trade or industry in respect of which the average monthly volume of trade or industrial effluent generated during the previous half-year period was less than 100 kilolitres, the charge shall be R58.66 per kilolitre except where punitive charges are applied.
- 6.3. In respect of domestic effluent discharged from the premises of any trade or industry for which a charge was levied in terms of clause C (1) above, the charge shall be R58.66 per kilolitre.

In the absence of direct measurement, the domestic effluent will be estimated as follows:

- (a) 1,0 kilolitre per full-time staff member per month.
 - (b) 4,0 kilolitre per resident per month {not included in (i) above}.
 - (c) For staff canteens: 0,15 kl per meal served per month.
 - (d) The working month will be based on a 5-day working week. In cases where the working week deviates from 5 days, a pro rata adjustment will be made).
- 6.4. Where the average monthly volume of trade or industrial effluent generated during the previous half-year period was more than 50 kilolitres, rebates under A above to be granted under conditions specified by the Council as follows–

- (a) 10% if discharge occurs at specified times only;

- (b) 15% if flow is balanced and discharged evenly over seven days at specified times only;
- (c) 20% if effluent contains BOD/COD ratio between 0.92 and 1, which is deemed beneficial to the Council's treatment processes; and
- (d) 50% maximum if (c) occurs with (a) and (b).

6.5. For the disposal of organic industrial wastes delivered by tanker to the wastewater treatment works: R34.47 per kilogram of COD.

6.6. The sample must be analysed six - monthly by an independent accredited laboratory for the customer to secure a non- effluent rebate under 6.4(c) above to be granted under conditions specified by the Council

6.7. Discharge of yeast effluent or part thereof: per kilolitre R838.14/kl

7. CHARGES FOR GARBAGE GRINDERS:

7.1. For each rated 0.75kW or part thereof of the drive motor of each grinder:
R1 228.66 per month.

8. SUNDRY CHARGES

8.1. Charges for work carried out by Johannesburg Water (SOC) Ltd:

(a) Re-inspection fee, per inspection	R7 277.14
(b) Sealing opening, per connection	R11 245.74
(c) Re-opening sealed connections and re-connecting drainage installation to the sewer, per connection	R11 245.74

(d) Alterations to gullies, per gully

R5 887.32

9. DAMAGES OR TAMPERING TO MUNICIPAL SEWER PIPE SYSTEM AND OR SEWER INSTALLATIONS TARIFFS:

9.1. Any damages or tampering to the municipal sewer system and or installation: Actual costs of repairs plus penalty. The cost of the penalty will be charged as indicated below:

- a. Pipe with a diameter of 50mm or less R21 462.88
- b. Pipe with a diameter larger than 50mm but less than or equal to 100mm R42 928.63
- c. Pipe with a diameter larger than 100mm but less than or equal to 250mm
R64 396.33
- d. Pipes with diameters larger than 250mm but less than or equal to 400mm
R85 857.19
- e. Pipes with diameters larger than 400mm but less than or equal to 700mm
R171 714.40
- f. Pipes with diameters larger than 700mm R236 103.03

9.2. The above tariffs will be levied per incident reported:

- (a) The reporting should be done as soon as the incident is known to both City of Johannesburg Call Centre.
- (b) If the incident was not reported but was found by the City/Johannesburg Water a surcharge of 10% will be applied.
- (c) For a repeated offender in a project or area, within a 12 month period, a surcharge will be levied as follows:
 - i. For a second transgression 5% will be levied above the tariff as determine previously based on the size of water pipe inclusive of water losses and cost or repairs.
 - ii. Third transgression 10% surcharge to be levied.
 - iii. Fourth transgression 15% surcharge to be levied.

- iv. Fifth transgression 25% surcharge to be levied.
 - v. For any transgression above five, 50% surcharge will be levied,
1. In this circumstance Johannesburg Water/ City of Johannesburg reserves the right to review contractual relationship if the transgressor is the service provider.
 2. If the transgressor is not contractual bound to Johannesburg Water/City of Johannesburg, the municipality reserves the right to request the transgressor to cease operations within 24 hours.

10. Rebates/ Expanded Social Package

10.1. Rebates

A person qualifying for a rebate on Assessment Rates in terms of Section 15 of the Local Government Municipal Property Rates Act 6 of 2004 as amended, will be entitled to be charged for domestic sewage at R397.85 per month.

10.2. Residential Indigent Consumers

10.2.1. A reduction in tariff will be given to a consumer who is having a drainage installation, connected to Johannesburg Water's sewer network and who is declared indigent in terms of the Council's Expanded Social Package policy resolution:

Indigent Category	Score on Prevailing COJ Poverty Index	Reduction in Sewerage tariff
Band 1	Between 1 and 15	Not applicable
Band 2	Between 15 and 30	100%
Band 3	Between 30 and 70	100%
Band 4	70 and above	100%

Note:

- a. Band 1 refers to individuals / households on the lowest vulnerable score defined by the approved CoJ Poverty index of the expanded social package policy.
- b. Band 2 refers to individuals / households within the low vulnerability score defined by the approved CoJ Poverty index of the expanded social package policy.
- c. Band 3 refers to individuals / households within the mid-range vulnerability score defined by the approved CoJ Poverty index of the expanded social package policy.
- d. Band 4 refers to individuals / households within the higher vulnerability score defined by the approved CoJ Poverty index of the expanded social package policy.

11. VALUE ADDED TAX

All the above charges are exclusive of VAT.

ANNEXURE 3

AMENDMENT OF TARIFF OF CHARGES FOR SOLID WASTE MANAGEMENT SERVICES FOR PERIOD 1 JULY 2026 TO 30 JUNE 2027

ANNEXURE A: REFUSE CHARGE, CITY CLEANING LEVY AND NON-SECTIONAL TITLES

Refuse Charge

The table below depicts the property categories in terms of their values and related refuse charges aligned to each category.

Property Categories		Proposed Tariff (increased by 6,2%)
From	To	
0	R350 000	Exempt
R350 001	R500 000	R199
R500 001	R750 000	R261
R750 001	R1 000 000	R329
R1 000 001	R1 500 000	R347
R1 500 001	R2 500 000	R484
R2 500 001	R5 000 000	R507
R5 000 000>		R516

City Cleaning Levy (CCL)

The property categories listed below relates to CCL which is levied on properties categorised as non-residential including all vacant land and all agricultural properties as reflected in City's land information systems (LIS).

Property Categories		Proposed Tariff (increased by 6,2%)
From	To	
0	R350 000	Exempt
R350 001	R500 000	R271
R500 001	R1 500 000	R273
R1 500 001	R2 500 000	R392
R2 500 001	R5 000 000	R402
R5 000 001	R7 500 000	R624
R7 500 001	R10 000 000	R652
R10 000 001	R30 000 000	R876

R30 000 000>	R1112
--------------	-------

Non-Sectional Title Properties

The tariffs below apply to properties other than sectional title properties used for habitation and charged as follows:

- a) Non-sectional title properties with multiple living units will be R130 per unit
- b) Non-sectional title properties containing living rooms will be R54 per room with shared facilities per month

ANNEXURE B: LANDFILL DISPOSAL FEES/TARIFF

Disposal fees/tariff

The categories below reflect charges for the waste disposed of at various landfills sites within the City. This method of waste disposal involves treatment of waste materials by burial and is categorised and charged per type and weight being disposed of as follows:

Refuse Disposal Type	Tariff (excl. vat)
(a) Refuse Disposal for each 500kg - Except Special Industrial Waste	R170
(b) Refuse Disposal for each 250kg - Special Industrial Waste	R170
(c) Refuse Disposal - Except Special Industrial Waste done after 12:00pm on Saturday, the whole day on Sunday and Public Holidays	R205
(d) Refuse Disposal - organic (garden) waste (Free at Garden Sites)	R182
(e) Refuse Disposal - Soil and Other Material Suitable for Covering Landfills	R0
(f) Refuse Disposal Outside of COJ- Soil and Other Material Suitable for Covering Landfills	R255

Landfill safe disposal (per ton)

The tariffs in this category relates to safe disposal of putrescible (food) waste at City landfill sites for which destructible certificates are issued. This service is charged per ton of waste disposed as follows:

	Tariff (excl. vat)
(a) Price per ton	R4 290
(b) Price per 500kg and under	R2 147

ANNEXURE 4

AMENDMENT OF TARIFF OF CHARGES FOR ELECTRICITY SERVICES FOR PERIOD 1 JULY 2026 TO 30 JUNE 2027

ANNEXURE A

The proposed schedule of tariffs for FY26/27, exclusive of the 6c/kWh Network Surcharge, 2% Surcharge on Business and Large Power Users and VAT:

SEGMENT	Supply	Units	Block	Service	Capacity	Maximum Demand		Energy Charge		
	Position			Charge	Charge	Summer	Winter	Summer	Winter	
				R/month	R/month	R/kVA	R/kVA	c/kWh	c/kWh	
Large Customer - TOU	HV	kVA								
		kWh Peak			42 915,09	43 848,71	400,93	400,93	322,00	766,24
		kWh Standard							242,42	292,56
		kWh Off-peak						186,35	200,44	
Large Customer - TOU	MV	kVA								
		kWh Peak			3 360,96	9 347,51	431,11	431,11	322,00	766,24
		kWh Standard							242,42	292,56
		kWh Off-peak						186,35	200,44	
Large Customer - TOU	LV	kVA								
		kWh Peak			2 444,32	2 185,32	461,28	461,28	322,00	766,24
		kWh Standard							242,42	292,56
		kWh Off-peak						186,35	200,44	
Large Customer Demand	MV	kVA								
		kWh			1 833,23	9 899,66	431,11	431,11	266,01	314,85
Large Customer Demand	LV	kVA								
		kWh			1 527,71	2 332,96	461,22	461,22	284,96	333,79
Large Customer Reactive Energy		c/kVArh							46,25	
<hr/>										
Business Conventional & Prepaid 400 V		kVA	<=100kVA		890,45	853,72				
		kWh	0 - 500						380,52	398,37
		kWh	501 - 1000						417,67	433,70
		kWh	1001 - 2000						437,99	453,06
		kWh	2001 - 3000						453,96	468,71
		kWh	> 3000						468,69	482,28
Reseller Business (Conventional) 400 V					916,63	878,85				
		kWh	0 - 500						342,47	358,53
		kWh	501 - 1000						375,90	390,33
		kWh	1001 - 2000						394,19	407,75
		kWh	2001 - 3000						408,56	421,84
	kWh	> 3000						421,82	434,05	
Agricultural	400 V	kVA			916,63	1 232,94			328,07	379,66

SEGMENT	Supply	Units	Block	Service	Capacity	Maximum Demand		Energy Charge	
	Position			Charge	Charge	Summer	Winter	Summer	Winter
				R/month	R/month	R/kVA	R/kVA	c/kWh	c/kWh
Domestic TOU 3 Ø	230 V	A	80	304,12	1 227,18				
			kWh Peak					340,42	783,20
			kWh Standard					269,30	320,83
			kWh Off-peak					211,86	226,39
Domestic Seasonal	230 V		80	304,12	1 227,18				
			kWh 0 - 500					267,03	318,57
			kWh 501 - 1000					308,48	360,03
			kWh 1001 - 2000					332,26	383,79
			kWh 2001 - 3000					351,30	395,06
			kWh > 3000					369,22	420,77
Domestic 3 Ø	230 V	A	80	304,12	1 227,18				
			kWh 0 - 500					280,76	280,76
			kWh 501 - 1000					322,21	322,21
			kWh 1001 - 2000					345,98	345,98
			kWh 2001 - 3000					365,03	365,03
			kWh > 3000					382,94	382,94
Domestic 1 Ø	230 V	A	60	235,79	694,58				
			kWh 0 - 500					288,27	288,27
			kWh 501 - 1000					330,82	330,82
			kWh 1001 - 2000					355,23	355,23
			kWh 2001 - 3000					374,79	374,79
			kWh > 3000					393,19	393,19

SEGMENT	Supply	Units	Block	Service	Capacity	Maximum Demand		Energy Charge	
	Position			Charge	Charge	Summer	Winter	Summer	Winter
				R/month	R/month	R/kVA	R/kVA	c/kWh	c/kWh
Domestic 1 Ø	230 V	A	80	304,12	985,11				
			kWh 0 - 500					288,27	288,27
			kWh 501 - 1000					330,82	330,82
			kWh 1001 - 2000					355,23	355,23
			kWh 2001 - 3000					374,79	374,79
			kWh > 3000					393,19	393,19
Domestic Prepaid Low	230 V		kWh 0 - 350					272,37	272,37
			kWh 350 - 500					333,18	333,18
			kWh >500					413,06	413,06
Domestic Prepaid (High)	230 V	A		70,00	140,00				
			kWh 0 - 350					290,46	290,46
			kWh 350 - 500					333,18	333,18
	kWh >500	379,64	379,64						
Reseller Domestic (Conventional)	230 V	A	80	305,56	1 232,94				
			kWh 0 - 350					261,41	261,41
			kWh 350 - 500					299,86	299,86
			kWh >500					341,68	341,68
Robot Intersections								536,02	536,02
Streetlights & Billboard								600,90	600,90

EMBEDDED GENERATION TARIFF

Residential Embedded Generator Energy Charge (c/kWh)	124,60
Business and Large Power User Embedded Generator Energy Charge (c/kWh)	103,26

EMBEDDED GENERATOR MINIMUM CONDITIONS

- 1.1 In terms of the provision of the Electricity Regulation Act, (Act 4 of 2006) (ERA) generation of electricity is a licensed activity, unless exempted by the Minister of Energy.
- 1.2 This tariff will only apply to customers that are net consumers at City Power and who have invested in embedded generation capacity, are grid-tied (and comply with all the regulations regarding grid connection).
- 1.3 That the embedded generator is required to register with City Power and the equipment used must comply with the technical standards required by City Power.
- 1.4 All Large Power Users and Business Customers who would be willing to invest in embedded generation with the purpose of supplementing their electricity supply from City Power will have to be on a conventional tariff structure. If they are currently on a prepaid structure, they will be required to migrate to a conventional tariff structure.
- 1.5 All residential customers who would be willing to invest in embedded generation with the purpose of supplementing their electricity supply from City Power, will have to be on a time-of-use conventional tariff structure. If they are currently on a prepaid structure, they will be required to migrate to the time-of-use conventional tariff structure.
- 1.6 Embedded generators that are at any time capable of feeding energy back into the grid will require meters with bidirectional metering capability.
- 1.7 All parties that would invest in generating electricity capacity and who would elect to only feed into the grid (and never draw from the grid)

will be treated as an additional supplier under a negotiated power purchase agreement.

1.8 The tariff is only applicable to maximum generation capacity of 1MW.

ANNEXURE B

Proposed percentage increases for FY26/27 to respective electricity tariffs are as follows:

SEGMENT	Supply	Units	Block	Service	Capacity	Maximum Demand		Energy Charge	
	Position			Charge	Charge	Summer	Winter	Summer	Winter
				R/month	R/month	R/kVA	R/kVA	c/kWh	c/kWh
Large Customer - TOU	HV	kVA							
		kWh	Peak	9,01%	9,01%	9,01%	9,01%	9,01%	9,01%
		kWh	Standard					9,01%	9,01%
		kWh	Off-peak					9,01%	9,01%
Large Customer - TOU	MV	kVA							
		kWh	Peak	9,01%	9,01%	9,01%	9,01%	9,01%	9,01%
		kWh	Standard					9,01%	9,01%
		kWh	Off-peak					9,01%	9,01%
Large Customer - TOU	LV	kVA							
		kWh	Peak	9,01%	9,01%	9,01%	9,01%	9,01%	9,01%
		kWh	Standard					9,01%	9,01%
		kWh	Off-peak					9,01%	9,01%
Large Customer	MV	kVA							
		kWh		9,01%	9,01%	9,01%	9,01%	9,01%	9,01%
Large Customer	LV	kVA							
		kWh		9,01%	9,01%	9,01%	9,01%	9,01%	9,01%
Large Customer Reactive Energy		c/kVArh						9,00%	
Business Conventional & Prepaid	400 V	kVA	<=100	9,01%	9,01%				
		kWh	0 - 500					9,01%	9,01%
		kWh	501 - 1000					9,01%	9,01%
		kWh	1001 - 2000					9,01%	9,01%
		kWh	2001 - 3000					9,01%	9,01%
		kWh	> 3000					9,01%	9,01%
Reseller Business (Conventional)	400 V	kVA		9,01%	9,01%				
		kWh	0 - 500					9,01%	9,01%
		kWh	501 - 1000					9,01%	9,01%
		kWh	1001 - 2000					9,01%	9,01%
		kWh	2001 - 3000					9,01%	9,01%
		kWh	> 3000					9,01%	9,01%

SEGMENT	Supply	Units	Block	Service	Capacity	Maximum Demand		Energy Charge	
	Position			Charge	Charge	Summer	Winter	Summer	Winter
				R/month	R/month	R/kVA	R/kVA	c/kWh	c/kWh
Domestic TOU 3 Ø	230 V	A	<=80	9,01%	9,01%				
		kWh	Peak					9,01%	9,01%
		kWh	Standard					9,01%	9,01%
		kWh	Off-peak					9,01%	9,01%
Domestic 3 Ø Seasonal	230 V	A	80	9,01%	9,01%				
		kWh	0 - 500					9,01%	9,01%
		kWh	501 - 1000					9,01%	9,01%
		kWh	1001 - 2000					9,01%	9,01%
		kWh	2001 - 3000					9,01%	9,01%
		kWh	> 3000					9,01%	9,01%
Domestic 3 Ø	230 V	A	80	9,01%	9,01%				
		kWh	0 - 500					9,01%	9,01%
		kWh	501 - 1000					9,01%	9,01%
		kWh	1001 - 2000					9,01%	9,01%
		kWh	2001 - 3000					9,01%	9,01%
		kWh	> 3000					9,01%	9,01%
Domestic 1 Ø	230 V	A	60	0,00%	0,00%				
		kWh	0 - 500					9,01%	9,01%
		kWh	501 - 1000					9,01%	9,01%
		kWh	1001 - 2000					9,01%	9,01%
		kWh	2001 - 3000					9,01%	9,01%
		kWh	> 3000					9,01%	9,01%

SEGMENT	Supply	Units	Block	Service	Capacity	Maximum Demand		Energy Charge	
	Position			Charge	Charge	Summer	Winter	Summer	Winter
				R/month	R/month	R/kVA	R/kVA	c/kWh	c/kWh
Domestic 1 Ø	230 V	A	60	0,00%	0,00%				
		kWh	0 - 500					9,01%	9,01%
		kWh	501 - 1000					9,01%	9,01%
		kWh	1001 - 2000					9,01%	9,01%
		kWh	2001 - 3000					9,01%	9,01%
		kWh	> 3000					9,01%	9,01%
Domestic 1 Ø	230 V	A	80	9,01%	9,01%				
		kWh	0 - 500					9,01%	9,01%
		kWh	501 - 1000					9,01%	9,01%
		kWh	1001 - 2000					9,01%	9,01%
		kWh	> 3000					9,01%	9,01%
Domestic Prepaid (Low)	230 V	kWh	0 - 350					9,01%	9,01%
		kWh	351-500					9,01%	9,01%
		kWh	>500					11,51%	11,51%
Domestic Prepaid (High)	230 V	A	80	0,00%	7,69%				
		kWh	0 - 350					9,01%	9,01%
		kWh	351-500					9,01%	9,01%
		kWh	>500					9,01%	9,01%
Reseller Domestic (Conventional)	230 V	A	80	9,01%	9,01%				
		kWh	0 - 350					9,01%	9,01%
		kWh	351-500					9,01%	9,01%
		kWh	>500					9,01%	9,01%
Robot Intersections								9,01%	9,01%
Streetlights & Billboard per Luminaire								9,01%	9,01%

Embedded Generator

Residential Embedded Generator Energy Charge (c/kWh)	15,00%
Business and Large Power User Embedded Generator (c/kWh)	15,00%

ANNEXURE C: AMENDMENT OF TARIFF OF CHARGES FOR ELECTRICITY SERVICES

In terms of Sections 17(3)(a)(ii) and 22(a)(i) and (ii) of the Local Government: Municipal Finance Management Act, 2003 (Act 56 of 2003) and Sections 21(1) and (3), 21A and 75A(3) and (4) of the Local Government: Municipal Systems Act, 2000 (Act 32 of 2000) as amended, it is hereby notified that the City of Johannesburg has, in terms of Sections 11(3)(i) and 75A(1) and (2) of the Local Government: Municipal Systems Act, 2000 (Act 32 of 2000) as amended, read with Section 24(2)(c)(ii) of the Local Government: Municipal Finance Management Act, 2003 (Act 56 of 2003), amended its Tariff of Charges for Electricity Services with effect from 1 July 2026.

STANDARD TARIFF SCHEDULE

All electricity consumed to continue to attract a Network Surcharge of 6 c/kWh. Only residential consumption of below 500kWh will be exempted from this charge, meaning that residential consumption beyond 500kWh per month will be subject to this levy.

2% SURCHARGE ON BUSINESS AND LARGE POWER USERS

The Local Government: Municipal Finance Management Act, 2003 (Act 56 of 2003) as amended: Sections 17(3)(a)(ii), and 22(a)(i) and (ii) ;the Local Government Municipal Systems Act, 2000 (Act 32 of 2000) as amended: Sections 21(1) and (3), 21A and 75A(3) and (4) ;, it is hereby notified that the City of Johannesburg has, in terms of Sections 11(3)(i) and 75A(1) and (2) of the Local Government: Municipal Systems Act, 2000 (Act 32 of 2000) as amended, read with Section 24(2)(c)(ii) of the Local Government: Municipal Financial Management Act, 2003 (Act 56 of 2003), amended its tariff of charges for Electricity Services with effect from 1 July 2026, a 2% surcharge be levied on business and large Power User customers.

1. RESIDENTIAL TARIFF

1.1 This tariff shall be applicable for electricity supply to:

1.1.1 Private houses.

1.1.2 Dwelling-units which are registered under the Sectional Titles Act, 1972 (Act 66 of 1971).

1.1.3 Flats.

1.1.4 Boarding houses and hostels.

1.1.5 Residences or homes run by charitable institutions.

1.1.6 Premises used for public worship, including halls or other buildings used for religious purposes.

1.1.7 Caravan parks.

1.2 This tariff is not applicable to properties zoned as residential but used for business purposes

1.3 Four tariff structures are available, i.e. (i) a Prepaid tariff, (ii) a Two-Part tariff, (iii) a Two-Part Seasonal tariff, and (iv) a Three-Part Time-of-Use

tariff. Customers that would prefer the Time-of-Use tariff structure are required to have meters installed with automated meter reading capability.

1.4 Resellers servicing the residential market will on application qualify for a conventional residential reseller tariff, depending on their supply structure to the ultimate consumers.

1.5 Mixed use reseller customers will not qualify for the residential reseller tariff unless split metering is implemented to isolate metering of supply to residential end customers (living units) in which case the supply to the residential customers will qualify for the residential reseller tariff.

1.6 The following charges will be payable per month, or part thereof:

		Breaker size	Demand	Consumption block	Fixed charge	Demand charge	Energy charge
Item	Units	A	kVA	kWh/month	R/month	R/kVA	c/kWh
Prepaid tariffs Low							
Capacity Charge							
Prepaid 1				0 to 350			272,37
Prepaid 2				351 to 500			333,18
Prepaid 3				>500			413,06
Prepaid tariffs High							
Service charge					70,00		
Capacity Charge					140,00		
Prepaid 1				0 to 350			290,46
Prepaid 2				351 to 500			333,18
Prepaid 3				>500			379,64
Two-part Single and Three Phase Tariffs							
Single phase							
Service charge		60			235,79		
Service charge		80			304,12		
Network charge		60			694,58		
Network charge		80			985,11		
Energy charge				0 to 500			288,27
Energy charge				501 to 1000			330,82
Energy charge				1001 to 2000			355,23
Energy charge				2001 to 3000			374,79
Energy charge				Above 3000			393,19
Three phase							
Service charge		80			304,12		
Network charge		80			1 227,18		
Energy charge				0 to 500			280,76
Energy charge				501 to 1000			322,21
Energy charge				1001 to 2000			345,98
Energy charge				2001 to 3000			365,03
Energy charge				Above 3000			382,94

Item	Units	Breaker size A	Demand kVA	Consumption block kWh/month	Fixed charge R/month	Demand charge R/kVA	Energy charge c/kWh
Residential Conventional resellers' tariffs							
Service charge					305,56		
Network charge					1 232,94		
Energy charge				0 to 350			261,41
Energy charge				351 to 500			299,86
Energy charge				>500			341,68
Item	Units	Breaker size A	Demand kVA	Consumption block kWh/month	Fixed charge R/month	Demand charge R/kVA	Energy charge c/kWh
Two-part Time of Use Tariffs							
		80					
Three phase							
Service charge					304,12		
Network charge					1 227,18		
Energy charge (Summer: PEAK)							340,42
Energy charge (Summer: STANDARD)							269,30
Energy charge (Summer: OFF-PEAK)							211,86
Energy charge (Winter: PEAK)							783,20
Energy charge (Winter: STANDARD)							320,83
Energy charge (Winter: OFF-PEAK)							226,39

Item	Units	Breaker size A	Demand kVA	Consumption block kWh/month	Fixed charge R/month	Demand charge R/kVA	Energy charge c/kWh
Two-part Seasonal							
		80					
Service charge					304,12		
Network charge					1 227,18		
Summer Energy charge				0 to 500			267,03
Summer Energy charge				501 to 1000			308,48
Summer Energy charge				1001 to 2000			332,26
Summer Energy charge				2001 to 3000			351,30
Summer Energy charge				Above 3000			369,22
Winter Energy charge				0 to 500			318,57
Winter Energy charge				501 to 1000			360,03
Winter Energy charge				1001 to 2000			383,79
Winter Energy charge				2001 to 3000			395,06
Winter Energy charge				Above 3000			420,77

1.7 Rules applicable to this category:

1.7.1 A consumer whose capacity exceeds 100 kVA, may on application, be charged in accordance with item 4 (Large Consumers).

1.7.2 Customers who had been classified as Residential consumers before 1 July 1999 may retain this classification until such time as their supply

- is modified or upgraded, or their primary use of electrical energy changes.
- 1.7.3 If a customer elects to change from the Three-Part Flat to the Three-Part Seasonal tariff, he/she will be obliged to remain on the Three-Part Seasonal tariff for a minimum period of 12 months before he/she may qualify to migrate to another tariff option.
- 1.7.4 The cost to migrate between tariff options will be determined as reflected in section 6 of this document.
- 1.7.5 Everyone will be expected to take part in any of City of Johannesburg energy saving initiatives.
- 1.7.6 All individuals/customers who qualify for the Extended Social Package (ESP) will receive free electricity as approved by Social Development Department.
- 1.7.7 Customers on the Extended Social Package who are disconnected may not accumulate the allocation of free electricity during the period of disconnection.
- 1.7.8 A maximum of 150 kWh per month may be allocated as free electricity under the Extended Social Package and will be limited to actual consumption if less than 150 kWh per month is consumed.
- 1.7.9 Billed customers on the ESP will receive the grant as a credit on their bills, the value of which will equal the monetary value to their allocated free bundle.
- 1.7.10 Prepaid Residential customers may collect their free electricity allocations from any of the City Power vending stations.
- 1.7.11 Free allocations that are not claimed in any month will be forfeited and may not be carried over to subsequent months.

1.7.12 Body Corporates of complexes, flats, cluster developments and all other resellers are required to apply to City Power to qualify for the resellers' tariffs.

1.7.13 These parties are also required to provide City Power with an affidavit declaring the number of units in use in the complex, normal consumption tariffs will apply, as per unit in the complex, rather than the tariff that would be deemed appropriate for the complex as an aggregate. The changes will be implemented from the date of approval by City Power.

1.7.14 Free allocations are not redeemable for cash.

1.7.15 The summer rates for the Three-Part Seasonal Tariffs will be applicable from September to May - both months inclusive. This amounts to a 9-month period per annum.

1.7.16 The winter rates for the Three-Part Seasonal Tariffs will be applicable from June to August - both months inclusive. This amounts to a 3-month period per annum.

1.7.17 Prepaid meters will be reset at the beginning of each month for all pre-paying customers. No block categorisation will be done. All customers will buy the initial 500 kWh in the month at the first block tariff and then advance through the blocks to their ultimate consumption for the month.

2. AGRICULTURAL TARIFF

2.1 This tariff shall apply to property, or portions of land zoned for agricultural purposes, and used for agricultural purposes with a maximum demand of 40kVA.

2.2 Any connection for business purposes on a property, or portions of land zoned for agricultural purposes, will be charged as per section 3 or 4.

2.3 The following charges will be payable per month, or part thereof:

		Breaker	Demand	Consumption	Fixed	Demand	Energy
Item	Units	A	kVA	kWh/month	R/month	R/kVA	c/kWh
Agricultural tariffs							
Service charge					916,63		
Network charge					1 232,94		
Energy charge (Summer: September - May)							328,07
Energy charge (Winter: June - August)							379,66

2.4 Rules applicable to this category:

2.4.1 The agricultural tariff may also be applicable in cases where an erf, stand, lot or any other area, or any subdivision thereof, whether owned by a township

developer or not, with or without improvements can, in the opinion of City Power, be connected to the City Power's mains, regardless of whether electricity is consumed or not.

2.4.2 The summer rate will be applicable from September to May - both months inclusive. This amounts to a 9-month period per annum.

2.4.3 The winter rate will be applicable from June to August - both months inclusive. This amounts to a 3-month period per annum.

3. BUSINESS TARIFF

3.1 This tariff shall primarily be applicable to supply consumption capacities not exceeding 100 kVA for purposes other than the purposes specified in item 1 and includes a supply for:

- 3.1.1 Business purposes.
- 3.1.2 Industrial purposes.
- 3.1.3 Nursing homes, clinics and hospitals.
- 3.1.4 Hotels.
- 3.1.5 Recreation halls and clubs.
- 3.1.6 Bed & Breakfast houses.
- 3.1.7 Educational institutions including schools and registered crèches.
- 3.1.8 Sporting facilities.
- 3.1.9 Mixed load of non-Residential and Residential.
- 3.1.10 Welfare organisations of a commercial nature.
- 3.1.11 Traffic intersections.
- 3.1.12 Streetlights and billboards.
- 3.1.11 Temporary connections.
- 3.1.12 Consumers not provided for under any other item of this tariff.
- 3.2 Although business tariffs apply for consumption capacities not exceeding 100 kVA, exceptions can be made to accommodate consumers with greater than 100 kVA capacity, if they cannot be classified as Large Consumers as per section 4.
- 3.3 Any customer in this tariff category that do not have a special concession as per item 3.2, and who exceed the maximum consumption of 100 kVA,

will automatically be converted to the category of Large Consumers as per section 4.

1.1. Resellers servicing the business market will qualify for a conventional tariff, depending on their supply structure to the ultimate consumers.

1.2. The charges payable for the consumption of electricity energy shall be as follows:

Item	Units	Breaker A	Demand kVA	Consumption kWh/month	Fixed R/month	Demand R/kVA	Energy c/kWh
Business Prepaid/Conventional							
Service charge			< =100		890,45		
Network charge			< =100		853,72		
Energy charge (Summer: September - May)				0 to 500			380,52
Energy charge (Summer: September - May)				501 to 1000			417,67
Energy charge (Summer: September - May)				1001 to 2000			437,99
Energy charge (Summer: September - May)				2001 to 3000			453,96
Energy charge (Summer: September - May)				Above 3000			468,69
Energy charge (Winter: June - August)				0 to 500			398,37
Energy charge (Winter: June - August)				501 to 1000			433,70
Energy charge (Winter: June - August)				1001 to 2000			453,06
Energy charge (Winter: June - August)				2001 to 3000			468,71
Energy charge (Winter: June - August)				Above 3000			482,28

1.3. Rules applicable to this category:

1.3.1. Due to capacity constraints everyone may be expected to take part in any of City of Johannesburg energy saving initiatives.

1.3.2. The summer rate will be applicable from September to May - both months inclusive. This amounts to a 9-month period per annum.

1.3.3. The winter rate will be applicable from June to August - both months inclusive. This amounts to a 3-month period per annum.

1.3.4. If a customer in this category would request for a transfer to another tariff option, the customer should remain in that new tariff structure for a minimum period of 12 months before he/she will qualify to migrate to another tariff.

1.3.5. The cost of migration between tariffs will be determined as per section 6.

1.3.6. Property owners and all other resellers are required to apply to City Power to qualify for the resellers' tariffs. These parties are also required to provide City Power with an affidavit declaring the number of units in use in the complex, normal consumption tariffs will apply, as per unit in the complex, rather than the tariff that would be deemed appropriate for the complex as an aggregate. The changes will be implemented from the date of approval by City Power.

Item	Units	Breaker A	Demand kVA	Consumption kWh/month	Fixed R/month	Demand R/kVA	Energy c/kWh
Conventional Business Resellers' Tariffs		150					
Service charge					916,63		
Network charge					878,85		
Energy charge (Summer: September - May)				0 to 500			342,47
Energy charge (Summer: September - May)				501 to 1000			375,90
Energy charge (Summer: September - May)				1001 to 2000			394,19
Energy charge (Summer: September - May)				2001 to 3000			408,56
Energy charge (Summer: September - May)				Above 3000			421,82
Energy charge (Winter: June - August)				0 to 500			358,53
Energy charge (Winter: June - August)				501 to 1000			390,33
Energy charge (Winter: June - August)				1001 to 2000			407,75
Energy charge (Winter: June - August)				2001 to 3000			421,84
Energy charge (Winter: June - August)				Above 3000			434,05
Traffic intersections							536,02
Streetlights and billboards per luminaire							600,90

4. LARGE CONSUMERS

- 4.1. This tariff shall be applicable to Business consumers with supply capacities exceeding 100 kVA and shall, on application, be available to all qualifying consumers with supply exceeding 100 kVA.
- 4.2. Subject to the provision of clauses (4.3) and (4,4) below, consumption of electricity shall be charged as follows:
- 4.3. Consumption of electricity shall be charged as follows:

		Breaker size	Demand	Consumption block	Fixed charge	Demand charge	Energy charge
Item	Units	A	kVA	kWh/month	R/month	R/kVA	c/kWh
Three Part Tariff: LPU - low voltage							
Service charge					1 527,71		
Network charge					2 332,96		
Demand charge (Summer: September - May)						461,22	
Demand charge (Winter: June - August)						461,22	
Energy charge (Summer: September - May)							284,96
Energy charge (Winter: June - August)							333,79
Three Part Tariff: LPU - medium voltage							
Service charge					1 833,23		
Network charge					9 899,66		
Demand charge (Summer: September - May)						431,11	
Demand charge (Winter: June - August)						431,11	
Energy charge (Summer: September - May)							266,01
Energy charge (Winter: June - August)							314,85
Large consumer tariffs							
Reactive energy	(c/kVARh)						46,25

Minimum Demand Charge Determination.

4.3.1 The minimum demand charge payable monthly in terms of this tariff shall be calculated using the greater of the following:

4.3.1.1 The measured demand, or;

4.3.1.2 A demand of 70 kVA, or;

4.3.1.3 A demand based on the 80% average of the three highest demands recorded over the preceding 12 months with effect from 1 July 2026.

4.4 Rules applicable to this item:

4.4.1 Consumers whose power factor is below 0,96 will be billed for reactive energy supplied in excess of 30% (0,96PF) of total kWh recorded during the entire billing period.

4.4.3 Customers with supply agreements for a demand tariff, originally concluded before 1 July 1999, and a demand of less than 100 kVA may, until further notice, continue to be charged on this tariff.

4.4.4 Voltage categories will be applied as follows:

4.4.4.1 Low Voltage: $\leq 1000\text{ V}$

4.4.4.2 Medium Voltage: $> 1000\text{ V}$ and $\leq 33\ 000\text{ V}$

4.4.4.3 High Voltage: $> 33\ 000\text{ V}$

4.4.5 The summer rate will be applicable from September to May - both months inclusive. This amounts to a 9-month period per annum.

4.4.6 The winter rate will be applicable from June to August - both months inclusive. This amounts to a 3-month period per annum.

5. INDUSTRIAL TIME-OF-USE (TOU) TARIFF

5.1 This tariff is available, provided customers meet the qualifying criteria for the industrial TOU tariff as set by City Power.

5.2 The tariff is suitable for Large Consumers who elect to reduce their demand during peak and standard periods and who can reallocate all or part of their load-by-load management and load shifting capability, as well as other qualifying criteria as may be set by City Power,

Item	Units	Breaker size A	Demand kVA	Consumption block kWh/month	Fixed charge R/month	Demand charge R/kVA	Energy charge c/kWh
Three Part TOU Tariff- low voltage							
Service charge					2 444,32		
Network charge					2 185,32		
Demand charge (Summer: September - May)						461,28	
Demand charge (Winter: June - August)						461,28	
Energy charge (Summer: PEAK)							322,00
Energy charge (Summer: STANDARD)							242,42
Energy charge (Summer: OFF-PEAK)							186,35
Energy charge (Winter: PEAK)							766,24
Energy charge (Winter: STANDARD)							292,56
Energy charge (Winter: OFF-PEAK)							200,44
Three Part TOU Tariff- medium voltage							
Service charge					3 360,96		
Network charge					9 347,51		
Demand charge (Summer: September - May)						431,11	
Demand charge (Winter: June - August)						431,11	
Energy charge (Summer: PEAK)							322,00
Energy charge (Summer: STANDARD)							242,42
Energy charge (Summer: OFF-PEAK)							186,35
Energy charge (Winter: PEAK)							766,24
Energy charge (Winter: STANDARD)							292,56
Energy charge (Winter: OFF-PEAK)							200,44
Three Part TOU Tariff- high voltage							
Service charge					42 915,09		
Network charge					43 848,71		
Demand charge (Summer: September - May)						400,93	
Demand charge (Winter: June - August)						400,93	
Energy charge (Summer: PEAK)							322,00
Energy charge (Summer: STANDARD)							242,42
Energy charge (Summer: OFF-PEAK)							186,35
Energy charge (Winter: PEAK)							766,24
Energy charge (Winter: STANDARD)							292,56
Energy charge (Winter: OFF-PEAK)							200,44
Large consumer tariffs							
Reactive energy	(c/kVARh)						46,25

Minimum Demand Charge Determination.

5.3.1 The minimum demand charge payable monthly in terms of this tariff shall be calculated using the greater of the following:

5.3.1.1 The measured demand, or.

5.3.1.2 A demand of 70 kVA, or.

5.3.1.3 A demand based on the 80% average of the three highest demands recorded over the preceding 12 months with effect from 1 July 2026.

5.4 Rules applicable to this item:

5.4.1 Consumers whose power factor is below 0.96 will be billed for reactive energy supplied more than 30% (0,96PF) of total kWh recorded during the entire billing period.

5.4.2 Customers with supply agreements for a demand tariff, originally concluded before 1 July 1999, and a demand of less than 100 kVA may, until further notice, continue to be charged on this tariff.

5.4.3 This tariff shall be applicable to Business consumers with supply capacities exceeding 100 kVA and shall, on application, be available to all qualifying consumers with supply exceeding 100 kVA.

5.4.6 All tariff changes will be on request and will only be affected after the necessary approval has been granted to qualifying applicants only.

5.4.7 The TOU periods are defined as follows:

5.4.7.1 Weekdays:

5.4.7.1.1 Peak: 07h00-10h00 and 18h00-20h00

5.4.7.1.2 Standard: 06h00-7h00, 10h00-18h00 and 20h00-22h00

5.4.7.1.3 Off-Peak: 22h00-06h00

5.4.7.1.4 Saturdays & Public Holidays:

5.4.7.1.4.1 Peak: None

5.4.7.1.4.2 Standard: 07h00-12h00 and 18h00-20h0

5.4.7.1.4.3 Off-Peak: 12h00-18h00 and 20h00-07h00

5.4.7.1.5 Sundays:

5.4.7.1.5.1.1 Standard: 17h00-19h00

5.4.7.1.5.2 Off-Peak: 19h00-17h00

6 EMBEDDED GENERATION TARIFF

Item	Units	Breaker size A	Demand kVA	Consumption block kWh/month	Fixed charge R/month	Demand charge R/kVA	Energy charge c/kWh
Three Part TOU Tariff- low voltage							
Residential Embedded Generator							124,60
Business and LPU Embedded Generator (<=1MW)							103,26

EMBEDDED GENERATOR MINIMUM CONDITIONS

- In terms of the provision of the Electricity Regulation Act, (Act 4 of 2006) (ERA) generation of electricity is a licensed activity, unless exempted by the Minister of Energy. The approved tariffs are therefore subjected to the provisions of the ERA and are otherwise interim/pilot.
- This tariff will only apply to customers that are net consumers at City Power and who have invested in embedded generation capacity, are grid-tied (and comply with all the regulations regarding grid connection).
- That the embedded generator is required to register with City Power and the equipment used must comply with the technical standards required by City Power.
- All Large Power Users and Business customers who would be willing to invest in embedded generation with the purpose of supplementing their electricity supply from City Power will have to be on a conventional tariff structure. If they are currently on a prepaid structure, they will be required to migrate to a conventional tariff structure.
- All residential customers who would be willing to invest in embedded generation with the purpose of supplementing their electricity supply from City Power, will have to be on a time-of-use conventional tariff structure. If they are currently on a prepaid structure, they will be required to migrate to the time-of-use conventional tariff structure.
- Embedded generators that are at any time capable of feeding energy back into the grid will require meters with bidirectional metering capability.
- All parties that would invest in generating electricity capacity and who would elect to only feed into the grid (and never draw from the grid) will be treated as an additional supplier under a negotiated power purchase agreement.
- Embedded generation tariff is only applicable to maximum generation capacity of 1MW

ANNEXURE D: SERVICE CONNECTION AND MISCELLANEOUS CHARGES

Conversion between conventional credit meter and prepaid meter.					
For all new domestic and non-domestic supplies - ≤ 56 kVA @ 230V or 400V AC					
1	City power will provide and install the requested type of meter and/ or do an on site Meter Reading and Firm Ware Upgrade of a smart meter for connections up to 56kVA. The customer is to provide and install all internal low voltage equipment and the meter box on the stand/Erf boundary City power will replace the existing meter/s in the existing meter box on the stand/Erf boundary using the existing service cable				
Item	Size	Connection fee	Maximum network capacity fee	Total connection fee	Inc. VAT
1a	1 Phase ≤80 Amp (Existing meter box on boundary using existing cable and or an "On site Special Meter Reading and Firm Ware Upgrade for Single Phase meter)	R 1 425,00	R 0,00	R 1 425,00	R 1 638,75
1b	3 Phase ≤80 Amp (Existing meter box on boundary but using existing cable and or an On site Special Meter Reading and Firm Ware Upgrade for Three Phase meter)	R 2 560,00	R 0,00	R 2 560,00	R 2 944,00
For all new domestic and non-domestic supplies					
Up to 56 kVA @ 230V or 400V AC Pre-Paid or Conventional Meter					
2	City Power will install a new domestic or non-domestic supply and provide and install a pre-paid power line split meter or a conventional credit kWh meter in the customer's meter box via a new service cable from City Power's distribution point The customer is to provide and install all the low voltage equipment and a meter box on the stand boundary with street frontage				
Item	Size	Connection fee	Maximum network capacity fee	Total connection fee	Inc. VAT
2a	1 Phase ≤80 Amp (New meter box and new cable to be provided on the boundary)	R 9 250,00	R 0,00	R 9 250,00	R 10 637,50
	3 Phase ≤ 80 Amp (New meter box and new cable to be provided on the boundary)	R 24 500,00	R 61 780,68	R 86 280,68	R 99 222,79
For all new domestic and non-domestic supplies (Developer installed reticulation)					
Up to 56 kVA @ 230V or 400V AC Pre-Paid or Conventional Meter					
2 cont.	Where the Developer has installed the service cable from City Power's distribution point to accommodate the capacity of the new domestic or non-domestic supply, (in specified areas only) The customer is to provide and install all internal low voltage equipment and the Communal Meter Kiosk on the stand/Erf boundary with street frontage City Power will be provide and install A Split Prepaid meter or conventional credit meter in the communal meter receptacle on the Stand/Erf boundary				
Item	Size	Connection fee	Maximum network capacity fee	Total connection fee	Inc. VAT
2b	1 Phase ≤80 Amp (New meter box to be provided on the boundary)_ On application to planning	R 3 450,00	R 0,00	R 3 450,00	R 3 967,50
	3 Phase ≤ 80 Amp (New meter box to be provided on the boundary) On application to planning	R 7 850,00	R 0,00	R 7 850,00	R 9 027,50

New prepaid domestic supplies for electrification projects.					
Prepaid Service Connection 12 kVA @ 230V AC					
Item	Size	Connection fee	Maximum network capacity fee	Total connection fee	Inc. VAT
2c	New 50 Amp Prepaid supplies (infrastructure / Meter and connection fee subsidised by DME / USDG funds)	R 825,00	R 0,00	R 825,00	R 948,75
Increase the capacity of a small power user service connection					
Up to 56 kVA @ 230V or 400V AC					
3	Increase in capacity- Change of the Main Miniature Circuit Breaker size (MCB) The customer is to provide and install all internal low voltage equipment and the meter box on the stand/Erf boundary				
Item	Size	Connection fee	Maximum network capacity fee	Total connection fee	Inc. VAT
3a	1 Phase 60A to 80 Amp change MCB only (Existing meter box & cable on boundary)	R 1 800,00	R 6 178,07	R 7 978,07	R 9 174,78
	1 Phase 60A to 80 Amp (New meter box to be provided on the boundary in line with the existing service cable i.e. New Point of Entry)	R 4 400,00	R 6 178,07	R 10 578,07	R 12 164,78
	1 Phase 60A to 80 Amp (New meter box to be provided on the boundary that requires a new service cable)	R 9 250,00	R 6 178,07	R 15 428,07	R 17 742,28
	1Phase 60A or 80A to 3 Phase 80 A (New meter box on the boundary)	R 24 500,00	R 61 780,68	R 86 280,68	R 99 222,79
3b	3 Phase 60A to 80 Amp change MCB only (Existing meter box on boundary)	R 3 450,00	R 18 534,20	R 21 984,20	R 25 281,84
	3 Phase 60A to 80 Amp (New meter box to be provided on the boundary in line with the existing service cable i.e. New Point of Entry)	R 11 700,00	R 18 534,20	R 30 234,20	R 34 769,34
	3 Phase 60A to 80 Amp (New meter box to be provided on the boundary that requires a new service cable)	R 24 500,00	R 18 534,20	R 43 034,20	R 49 489,34
Reduction of the capacity of a small power user service connection					
Up to 56 kVA @ 230V or 400V AC					
3 cont	Reduction of Supply from 56 kVA @ 400V AC to 18 kVA or 230V AC : Change of number of phases from Three (3) Phase to Single Phase (1) <= 80 Amp The customer is to provide and install all internal low voltage equipment and the meter box on the stand/Erf boundary				
Item	Size	Connection fee	Maximum network capacity fee	Total connection fee	Inc. VAT
3c	1 Phase <=80 Amp (Change the MCB only, in the existing meter box on boundary)	R 1 800,00	R 0,00	R 1 800,00	R 2 070,00
	1 Phase <=80 Amp (New meter box to be provided on the boundary in line with the existing service cable)	R 4 400,00	R 0,00	R 4 400,00	R 5 060,00
	1 Phase <=80 Amp (New meter box to be provided on the boundary that requires a new service cable)	R 9 250,00	R 0,00	R 9 250,00	R 10 637,50

New point of entry for a small power user service connection						
Up to 56 kVA @ 230V or 400V AC						
4	New Point of entry, where the applicant has installed a new meter box on the stand/Erf boundary as well as all the internal low voltage equipment. City power will relocate the existing meter/s or replace them with a similar meter/s in the New meter box on the stand/Erf boundary via the existing or new service cable					
Item	Size	Connection fee	Maximum network capacity fee	Total connection fee	Inc. VAT	
4a	1 Phase <=80 Amp (New meter box on boundary via the existing cable)	R 4 400,00	R 0,00	R 4 400,00	R 5 060,00	
4b	3 Phase <=80 Amp (New meter box to be provided on the boundary via the existing cable)	R 11 700,00	R 0,00	R 11 075,00	R 12 736,25	
Low voltage large power user service connections (LV LPU)						
From 70 kVA to 1 000 kVA @ 400V AC						
5	These Service Connection Fees Are For Proclaimed Townships Only. LV LPU Service Connections between 70 kVA and 1000 kVA @ 400V AC - On application to City Power's Service Connection Department					
Note:#1a_ The maximum network capacity fee or the lesser of the difference between the applied capacity less the entitled (Zoned) capacity at the low voltage network rate is payable to cover the capital cost of the additional spare capacity that has been applied for						
Note:#1b_ The minimum network capacity fee for Res 1 developments will be limited to a summated ADMD of 5kVA/1000 and a notified demand of a maximum of 17.5kVA per connection, unless a to the registration of a "Servitude of Restraint" limiting the capacity of the proposed individual portions of the development						
Item	Size	Non refundable Design fee	Connection fee	Maximum network capacity fee	Total connection fee	Inc. VAT
5a	70 kVA	R 33 000,00	R 280 000,00	R 344 330,14	R 624 330,14	R 717 979,67
	105kVA	R 33 000,00	R 355 000,00	R 516 495,22	R 871 495,22	R 1 002 219,50
	140kVA	R 33 000,00	R 410 000,00	R 688 660,29	R 1 098 660,29	R 1 263 459,33
	175kVA	R 33 000,00	R 465 000,00	R 860 825,36	R 1 325 825,36	R 1 524 699,16
	210kVA	R 33 000,00	R 585 000,00	R 1 032 990,43	R 1 617 990,43	R 1 860 689,00
5b	315kVA	R 33 000,00	R 850 000,00	R 1 549 485,65	R 2 399 485,65	R 2 759 408,49
	400 kVA	R 33 000,00	R 1 000 000,00	R 1 967 600,82	R 2 967 600,82	R 3 412 740,94
	500kVA	R 33 000,00	R 1 075 000,00	R 2 459 501,03	R 3 534 501,03	R 4 064 676,18
	630kVA	R 33 000,00	R 1 180 000,00	R 3 098 971,29	R 4 278 971,29	R 4 920 816,99
	1000kVA	R 33 000,00	R 1 650 000,00	R 4 919 002,05	R 6 569 002,05	R 7 554 352,36
All new large power user- low voltage supplies. > 56kVA in proclaimed townships where the developer has provided the miniature substations as part of the township reticulation infrastructure to the designed capacity						
	Size	Non refundable Design fee	Connection fee	Note:#1_ Network capacity fee	Total Service Connection fee	
5c	LV LPU 70 kVA - 1000 kVA @ 400 V AC	R 18 500,00	On application -Actual Fee (min fee as per detail design fee)	On application -	On application -Actual Fee(min fee as per detail design fee)	

Medium voltage large power user service connections (MV LPU)						
≥ 800 kVA @ 11 000 V / 6 600 V AC						
<p>These Service Connection Fees Are For Proclaimed Townships Only.</p> <p>6 LV LPU Service Connections between 70 kVA and 1000 kVA @ 400V AC - On application to City Power's Service Connection Department City Power will provide and install a bulk metering kiosk on the stand/Erf boundary for service connections less than 2500 kVA</p>						
<p>Note:#1a_ The maximum network capacity fee or the lesser of the difference between the applied capacity less the entitled (Zoned) capacity at the medium voltage network rate is payable to cover the capital cost of the additional spare capacity that has been applied for</p> <p>Note:#1b_ The minimum network capacity fee for Res 1 developments will be limited to a summated ADMD of 5kVA/1000 units and a notified demand of a maximum of 17.5kVA per Connection, unless there is a "Servitude of Restraint" limiting the capacity of the proposed individual portions of the development</p>						
Item	Size	Non refundable Design fee	Connection fee	Maximum network capacity fee	Total connection fee Excl. VAT	Total connection fee Inc. VAT
6a	800 kVA	R 33 000,00	R 870 000,00	R 3 935 201,64	R 4 805 201,64	R 5 525 981,89
	1000 kVA	R 33 000,00	R 905 000,00	R 4 919 002,05	R 5 824 002,05	R 6 697 602,36
	1200 kVA	R 33 000,00	R 1 030 000,00	R 5 902 802,46	R 6 932 802,46	R 7 972 722,83
	1500 kVA	R 33 000,00	R 1 150 000,00	R 7 378 503,08	R 8 528 503,08	R 9 807 778,54
	2000 kVA	R 33 000,00	R 1 450 000,00	R 9 838 004,10	R 11 288 004,10	R 12 981 204,72
	2500 kVA	R 33 000,00	R 1 700 000,00	R 12 297 505,13	R 13 997 505,13	R 16 097 130,89
6b	All new MV LPU service connections with a capacity greater than 2500 kVA	R 33 000,00	On application -Actual Fee (min fee as per detail design fee)	Fee at point of connection x difference between capacity applied for and entitlement	On application -Actual Fee (min fee as per detail design fee)	On application -Actual Fee (min fee as per detail design fee)
<p>All new medium voltage large power users connections ≥ 800kVA @ 11 000V or 6 600V AC in proclaimed townships ,where the developer has installed the appropriate reticulation when the services for the township were installed and it catered for the maximum zoned capacity</p>						
Item	Size	Non refundable Design fee	Connection fee	Note:#1_ Network capacity fee	Total Service Connection fee	
6c	MV LPU ≥ 800 kVA @ 11000V or 6600V AC	R 18 500,00	On application -Actual Fee (min fee as per detail design fee)	Fee at point of connection x difference between capacity applied for and entitlement	On application -Actual Fee(min fee as per detail design fee)	
<p>All Connections In Areas Zoned Agricultural Holdings, additional service connections to Erven e.g. Mobile cellular towers and connections in the road reserve</p>						
<p>Note:#3_ The Maximum Network capacity fee or the lesser of the difference of the Applied capacity less the entitled (Zoned) capacity at is payable to cover the Capital cost of the additional Spare capacity Applied for</p>						
Item	Description	Enquiry fees	Connection fee	Maximum network capacity fee	Total connection fee	
7a	≤ 56 kVA - All connections in areas zoned agricultural holdings, or service connections in the road reserve.	No Charge	On application -(Greater of costs as per item 2 or actual cost)	On application	On application -(Greater of costs as per item 2 or actual cost)	
7b	≥ 56 kVA All connections in area zoned agricultural holdings with additional consent uses	R 33 000,00	On application -(Greater of costs as per item 5 or actual cost)	On application	On application -(Greater of costs as per item 5 or actual cost)	

Engineering Study Fees				
8	Grid Impact studies for small scale embedded generation and / wheeling, based on the capacity of generation plant to be installed (per investigation)			
	City Power may request a Grid Connection study to be undertaken depending on the size of the generation plant and the network at the point of connection (per investigation)			
Item	Voltage At Point Of Connection	Capacity Of Generation Plant	Study fee	Inc. VAT
8a	230 / 400V	0 - 350 kVA - No Study Required	No Charge	No Charge
	400 V	0 - 350 kVA @ 400 V AC	R 5 550,00	R 6 382,50
	400 V	351 kVA - 1000 kVA	R 5 550,00	R 6 382,50
	6 600 / 11 000 / 33000 V	351 kVA - 1000 kVA	R 23 500,00	R 27 025,00
	6 600 / 11000 / 33 000 V	1000 kVA-5000 kVA	R 32 000,00	R 36 800,00
	6 600 / 11 000/ 33 000 V	> 5000 kVA	R 57 500,00	R 66 125,00
Item	Voltage At Point Of Connection	Capacity Of Generation Plant	Grid Connection Study	Inc. VAT
8b	400 V	0 - 350 kVA @ 400 V AC	R 16 900,00	R 19 435,00
	400 V	351 kVA - 1000 kVA	R 16 900,00	R 19 435,00
	6 600 / 11 000 / 33000 V	351 kVA - 1000 kVA	R 85 000,00	R 97 750,00
	6 600 / 11000 / 33 000 V	1000 kVA-5000 kVA	R 85 000,00	R 97 750,00
	6 600 / 11 000/ 33 000 V	> 5000 kVA	R 85 000,00	R 97 750,00

Contribution towards the Shared Electrical Engineering Services		
<p>In terms of the Spatial Planning And Land Use Management Act (Act 16 of 2013) and any other relevant town planning and land use management legislation. The applicant will be required to contribute towards the capital costs for the establishment of the "Shared" external electrical services up to the point of common coupling, that will required to service the affected land parcel, as a result of a rezoning amendment scheme applications, the establishment of new townships or any other relevant town planning application.</p>		
<p>The contribution will be dependent on the required capacity and the point of common coupling to the Shared services as outlined in the table below</p>		
Contribution towards the Shared External Electrical Engineering Services		
Point of Common Coupling to the Shared Electrical Engineering Services	Supply capacity at the Point of Common Coupling	Rate of contribution R/kVA
In feed Point	>150MVA @88kV	R 866,11
HV 132 / 88kV Transmission Line	>18,0MVA	R 2 119,73
HV 132 / 88 kV Primary Substation	6,000 MVA < x < 18,000MVA	R 2 119,73
MV 6.6 / 11kV Satellite Substation	2,500 MVA < x < 6,000 MVA	R 3 705,25
MV 6.6 / 11kV Distributer Ring	56 kVA < x < 2,500 kVA	R 4 919,00
Low Voltage SDB/CMK	0 kVA < x < 56 kVA	R 6 178,07

ANNEXURE E: GENERAL MISCELLANEOUS SERVICES FEES

City Of Johannesburg Schedule Of Tariffs For The Period July 2026 - June 2027			
<p>In terms of Sections 17(3)(a)(ii) and 22(a)(i) and (ii) of the Local Government: Municipal Finance Management Act, 2003 (Act 56 of 2003) and Sections 21(1) and (3), 21A and 75A(3) and (4) of the Local Government: Municipal Systems Act, 2000 (Act 32 of 2000) as amended, it is hereby notified that the City of Johannesburg has, in terms of Sections 11(3)(i) and 75A(1) and (2) of the Local Government: Municipal Systems Act, 2000 (Act 32 of 2000) as amended, read with Section 24(2)(c)(ii) of the Local Government: Municipal Finance Management Act, 2003 (Act 56 of 2003), amended its Tariff of Charges for Electricity Services with effect from 1 July 2026</p>			
GENERAL MISCELLANEOUS SERVICES FEES			
	Type of service (Requested by or caused by the customer)	Amount	Amount inc VAT
1,00	Request for Statement (per Statement) or reprint of Pre Paid voucher units	R 44,78	R 51,50
1,01	Replacement of the lost Meter Customer meter card	R 64,00	R 73,60
1,02	Replacement of the faulty Meter Customer Interface Unit or keypad- due to negligence	R 608,04	R 699,25
1,03	On site Special Meter Reading of a Non programmable 80A Single phase Meter	R 672,04	R 772,85
1,04	On site Special Meter Reading of a Programmable 80A Single Phase Meter	R 1 098,70	R 1 263,51
1,05	Tariff Change from Three-Part Seasonal Tariff to Three-Part Flat Tariff or vice versa charge - no meter change or meter reading required	R 362,61	R 417,00
1,06	Tariff Change from Domestic Tariff to Domestic Time of Use (TOU) Tariff include on site Special meter Reading (Smart Meter suitable)	R 658,00	R 756,70
1,07	Tariff Change from Domestic Tariff to Domestic Time of Use (TOU) Tariff include on site Special meter Reading (Require a Meter Change)	R 1 268,00	R 1 458,20
1,08	Tariff Change From Domestic / Business To Domestic / Business Reseller Tariff	R 2 369,00	R 2 724,35
1,09	For testing the accuracy of a 80A meter:	R 674,52	R 775,70
1,10	For Testing the accuracy of a meter for a supply > 70 kVA:	R 3 872,17	R 4 453,00
1,11	On site Special Meter Reading and Firm Ware Upgrade for Single Phase SMART METER up to 17.5kVA	R 1 056,00	R 1 214,40
1,12	On site Special Meter Reading and Firm Ware Upgrade for Three Phase SMART METER up to 56kVA	R 1 621,30	R 1 864,50
1,13	Contractor's visit: Customer side not ready for connection ..	R 1 322,74	R 1 521,15
1,14	For each attendance as a result of a complaint of loss of supply caused by the consumer's own electrical installation.	R 684,78	R 787,50
1,15	Administration fee for Energy Wheeling Agreements	R 6 982,62	R 8 030,01
1,16	<i>Tampering with load management equipment and or bypassing of the equipment (single dwelling)</i>	R 4 768,30	R 5 483,55
1,17	<i>Tampering with load management equipment and or bypassing of the equipment (Multiple dwelling - Rate per dwelling)</i>	R 4 768,30	R 5 483,55

City Of Johannesburg
Schedule Of Tariffs For The Period July 2026 - June 2027

In terms of Sections 17(3)(a)(ii) and 22(a)(i) and (ii) of the Local Government: Municipal Finance Management Act, 2003 (Act 56 of 2003) and Sections 21(1) and (3), 21A and 75A(3) and (4) of the Local Government: Municipal Systems Act, 2000 (Act 32 of 2000) as amended, it is hereby notified that the City of Johannesburg has, in terms of Sections 11(3)(i) and 75A(1) and (2) of the Local Government: Municipal Systems Act, 2000 (Act 32 of 2000) as amended, read with Section 24(2)(c)(ii) of the Local Government: Municipal Finance Management Act, 2003 (Act 56 of 2003), amended its Tariff of Charges for Electricity Services with effect from 1 July 2026

GENERAL MISCELLANEOUS SERVICES FEES

	Type of service (Requested by or caused by the customer)	Amount	Amount inc VAT
1,18	Warning Notice of the Impending Disconnection of supply less than 56 kVA-Due to charges in arrears_ (no change to meter & MCB) (Pre Termination letter)	R 574,02	R 660,12
1,19	COJ only Disconnection or isolation of supply less than 56 kVA (Single Phase) only --Due to charges in arrears_ (no change to meter & MCB)	R 1 090,71	R 1 254,32
1,20	COJ only Disconnection or isolation of supply equal to 56 kVA (Three Phases) only --Due to charges in arrears_ (no change to meter & MCB) New	R 3 272,13	R 3 762,95
1,21	COJ only Re-connection of supply less than 56 kVA only-Due to charges in arrears_ (no change to meter & MCBJ)	R 1 092,96	R 1 256,90
1,22	COJ only Re-connection of supply equal to 56 kVA only-Due to charges in arrears_ (no change to meter & MCB)	R 3 275,00	R 3 766,25
1,23	COJ only Re-connection of supply greater than 56 kVA up to 100kVA-Due to charges in arrears with one register_ (no change to meter & MCB)	R 6 278,00	R 7 219,70
1,24	Re-connection of supply less up to 17 kVA only--Due to illegal connection, tampering or bypassing of the energy meter or its supply. (no change to meter & MCB)	R 7 896,37	R 9 080,83
1,25	Re-connection of supply up to 56 kVA only--Due to illegal connection, tampering or bypassing of the energy meter or its supply. (no change to meter & MCB)	R 20 587,16	R 23 675,23
1,26	Re-connection of supply greater than 56 kVA only--Due to illegal connection, tampering or bypassing of the energy meter or its supply. (no change to meter & MCB) per ampere above 100 amperes up to 100kVA (SLV)	R 97,00	R 111,55
1,27	Replacing a pole any excluding light fitting	R 3 733,57	R 4 293,61
1,28	Replacing of light fitting including bulb	R 2 133,46	R 2 453,48
1,29	LV Service Cable Feeding Residential Property (16mm)	R 117,27	R 134,86

OTHER MISCELLANEOUS SERVICES FEES FOR SPLV AND LARGE POWER USERS

	Type of service (Requested by or caused by the customer)	Amount	Amount Inc. VAT
2,00	On site Special Meter Reading and Firm Ware Upgrade for SMART METER	R 1 976,13	R 2 272,54
2,01	Tariff Change from Business to Demand Tariff: Special reading of a Programmable AMR Meter (Service connection suitable)	R 1 975,14	R 2 271,41
2,02	Tariff Change from Demand Tariff to Demand Time of Use (TOU) Tariff include Special meter Reading (Smart Meter suitable)	R 1 979,96	R 2 276,95
2,03	Tariff Change from Demand Tariff to Demand Time of Use (TOU) Tariff include Special meter Reading (Require a Meter Change)	R 3 178,87	R 3 655,70
2,04	For each subsequent testing of a consumer's main low voltage circuit breaker	R 1 269,39	R 1 459,80
2,05	Tariff Change from Demand Tariff to Business Tariff the Service Connection Requires to be Downgrade to 150A	Actual Fee less min fee of the detail design fee of R12 828. 65 (excl. VAT)	
2,06	Disconnection or isolation for all SPLV & MV supply	R 7 008,44	R 8 059,71
2,07	Re-connection of supply for all SPLV & MV supply	R 7 008,44	R 8 059,71
2,08	For any work carried out by City Power for the benefit of and at the request of the applicant	R 14 016,87	R 16 119,40
2,09	Relocation or the Removal of supply equipment	Actual Fee less min fee of the detail design fee of R12 828. 65 (excl. VAT)	
2,10	After normal business hours surcharge	Twice normal fee	Twice normal fee plus VAT

OTHER MISCELLANEOUS SERVICES FEES FOR EVENTS			
	Type of service (Requested by or caused by the customer)	Amount	Amount Inc. VAT
3.00	Generator hired for Standby only not running	Its per quotation per generator size	
3.01	Generator hired for Standby but it is running all the time	Its per quotation per generator size including Diesel	
3.02	VOC Resources during Sports excluding technical team per event (during weekday including Saturday)	R 1 398,73	R 1 608,54
3.03	VOC Resources during Sports excluding technical team per event (Sunday and Public Holidays)	R 2 797,27	R 3 216,86
3.04	VOC Resources during Sports excluding technical team per event (None City Power area of supply during weekday including Saturday)	R 996,93	R 1 146,47
3.05	VOC Resources during Sports excluding technical team per event (None City Power area of supply Sunday and Public Holiday)	R 1 449,40	R 1 666,81
3.06	Technical Team Resources during Sports per event per team of two (during the week including Saturday)	R 1 792,22	R 2 061,05
3.07	Technical Team Resources during Sports per event per team of two (Sunday and Public Holiday)	R 3 584,44	R 4 122,11
3.08	VOC Resources during Sports excluding technical team per hour (during weekday including Saturday)	R 244,02	R 280,62
3.09	VOC Resources during Sports excluding technical team per hour (Sunday and Public Holidays)	R 488,04	R 561,25
3.10	For each subsequent testing of a consumer's main low voltage circuit breaker	R 1 300,52	R 1 495,60
3.11	Assisting to any plugs and light fittings for any events per event	Its per quotation according to number of plugs and lighting	

ANNEXURE 5

AMENDMENT OF TARIFF OF CHARGES FOR PROVISION OF AIR QUALITY MANAGEMENT SERVICES IN TERMS OF THE CITY OF JOHANNESBURG AIR POLLUTION CONTROL BY-LAWS 2021, FOR PERIOD 1 JULY 2026 TO 30 JUNE 2027

The following charges will be effective from 1 July 2026 – 30 June 2027:

Service	Applicable legislation	Present Tariffs of Charges (R)	Proposed Tariffs of Charges (R)
Application fee for Permit for scheduled activity	Air Pollution Control By-laws 2021	1061.29	1110,10
Application fee for changing of permit activities	Air Pollution Control By-laws 2021	530.65	555
Renewal of permit for scheduled activities	Air Pollution Control By-laws 2021	530.65	555

ANNEXURE 6

AMENDMENT OF TARIFF OF CHARGES IN RESPECT OF LAND DEVELOPMENT APPLICATIONS DONE IN TERMS OF THE PROVISIONS OF SPATIAL PLANNING AND LAND USE MANAGEMENT ACT, 2013, THE MUNICIPAL PLANNING BY- LAW 2016, THE VARIOUS TOWN PLANNING AND TOWNSHIP ORDINANCES, DIVISION OF LAND ORDINANCES, 1986, AND MISCELLANEOUS FEES FOR PERIOD 1 JULY 2026 TO 30 JUNE 2027

ANNEXURE A

AMENDMENT OF TARIFF OF CHARGES IN RESPECT OF LAND DEVELOPMENT APPLICATIONS DONE IN TERMS OF THE PROVISIONS OF THE CITY OF JOHANNESBURG MUNICIPAL PLANNING BY-LAW 2016, AND MISCELLANEOUS FEES

In terms of Sections 17(3)(a)(ii) and 22(a)(i) and (ii) of the Local Government: Municipal Finance Management Act, 2003 (Act 56 of 2003) and Sections 21(1) and (3), 21A and 75A(3) and (4) of the Local Government: Municipal Systems Act, 2000 (Act 32 of 2000) as amended, it is hereby notified that the City of Johannesburg has, in terms of Sections 11(3)(i) and 75A(1) and (2) of the Local Government: Municipal Systems Act, 2000 (Act 32 of 2000) as amended, read with Section 24(2)(c)(ii) of the Local Government: Municipal Finance Management Act, 2003 (Act 56 of 2003), amended its Tariff of charges in respect of the following with effect from 1 July 2026.

The following charges will be effective from 1 July 2026 – 30 June 2027:

A. MUNICIPAL PLANNING BY-LAW 2016

NO	SECTION	DESCRIPTION	APPROVED TARIFF 2025/2026	NEWTARIFF 2026/2027
1a	Clause 41 of the Land Use Scheme	<p>Land Use Scheme Written Consents application including but not limited to the following:</p> <ul style="list-style-type: none"> -Second dwelling unit -Site development plan -Parking relaxation -Height increase <p>Or any other consent or written consent not elsewhere defined</p>	R1,240	R1,297
1b	19 read in conjunction with Clause 24 of the Land Use Scheme	Consent Use applications	R1,240	R2,000
2	19.(7)(d)	Withdrawal of consent use application	R638	R667 (Benchmark 30% increase and gradually increase)
3	19. (10)	Application for an extension of time to pay the contributions and the amount of money envisaged in section 19. (7)(e) and (f), in	R407	R422

NO	SECTION	DESCRIPTION	APPROVED TARIFF 2025/2026	NEWTARIFF 2026/2027
		respect of a consent use application.		
4	20	Relaxation of a Building Line	R706	R738
5	21	Amendment of a Town Planning Scheme/ Land Use Scheme (Rezoning)	R8 252 per erf/property contained in the application unless properties have the same owner and are contiguous.	R9 500 per erf/property contained in the application unless properties have the same owner and are contiguous.
6	22. (4)	Publication of amendment of a land use scheme in the Provincial Gazette or any appeal upheld and any correction thereof resultant from further changes/amendments by the applicant.	R950	R1,200
7	22.(5)	Abandonment (full or part) of the approval of an amendment of the land use scheme application.	R1,240	R1,297 (Benchmark 30% increase and gradually increase)
8	25.(3)(a)	Request to repeal the land use scheme	R1,240	R1,297

NO	SECTION	DESCRIPTION	APPROVED TARIFF 2025/2026	NEWTARIFF 2026/2027
9	25.(3)(b)	Application for the further amendment of the land use scheme	R1,240	R1,297
10	25.(4)	Publication of a repeal notice in the Provincial Gazette	R950	R1,200
11	25.(5)	Application to refund the contribution already paid in respect of a repealed land use scheme	R638	R667
12	25.(8)(a)	Request to pay the contributions in instalments.	R638	R667
13	25.(8)(b)	Request that the prospective new purchaser pays the contribution after the transfer of the property.	R638	R667
14	25.(8)(c)	Request that payment of the contribution be postponed and that a guarantee for the contributions may be submitted to the Council.	R638	R667
15	26.(1)	Application to establish a township.	R8,252	R10 500
16	26.(10)(a)	Amendment of township application prior to approval, at the request of the applicant.	R1,632	R1,707
17	26.(10)(b)	Amendment of township application prior to approval, at the request of the Council.	R1,632	R1,707

NO	SECTION	DESCRIPTION	APPROVED TARIFF 2025/2026	NEWTARIFF 2026/2027
18	27.(1)	Application to enter into a contract or grant an option prior to the proclamation of the township.	R406	R850
19	28.(5)	Application for extension of time to obtain approval of the General Plan.	R406	R850
20	28.(8)(a)	Application to amend the township approval before the General Plan has been approved	R1,647	R5,500
21	28.(8)(b)	Application to amend the township approval and/or layout of the erven in the township after the General Plan has been approved.	R1,647	R5,500
22	28.(10)	Application for extension of time to lodge the necessary documents to the Registrar of Deeds, for the opening of the township register.	R406	R850
23	28.(11)	Application to issue the certificate that all pre-proclamation conditions have been complied with and that the township register may be opened.	R406	R850
24	28.(15)		R5 500	R6,000

NO	SECTION	DESCRIPTION	APPROVED TARIFF 2025/2026	NEWTARIFF 2026/2027
		Publication of the notice in the Provincial Gazette to declare a township as an approved township or any appeal upheld and any correction thereof resultant from further changes/amendments by the applicant.		
25	28(16)	Recalculation and/or escalation of development contributions charged as envisaged under Section 47(1), 48(5) and 48(7) where a validity period of 12 months from date of notice has lapsed without payment.	-	R500
26	29.(1)	Application to issue the certificate that erven may be transferred, contributions have been paid, services installed, building plans may be approved etc.	R406	R1,500
27	31.(1)	Application to phase an approved (not proclaimed) township into two or more townships (by the applicant or if directed by the Council to do so).	R1,500 per newly created township	R5 500 per newly created township
28	31.(1)(a)	Application for extension of time to submit an application to phase an approved township.	R406	R850

NO	SECTION	DESCRIPTION	APPROVED TARIFF 2025/2026	NEWTARIFF 2026/2027
29	31.(4)	Application for extension of time to submit to the Council, the plans, diagrams or other documents and information required from the applicant in respect of the newly created townships.	R406 per township	R425 per township
30	32	Extension of boundaries of a township of an approved (proclaimed) township.	R8,174	R10 500
30	33.(1)(a)	Subdivision of an Erf	R928 + R40 per portion exceeding 5 portions	R1600 + R42 per portion exceeding 5 portions
31	33.(1)(b)	Consolidation of Erven	R592	R619
32	33.(10) read with (11)	Application for extension of time to: <ul style="list-style-type: none"> · obtain approved subdivision or consolidation diagrams from the Surveyor-General; · submit the documents to the Registrar of Deeds for registration of the subdivision or consolidation. 	R406	R850
33	34.(1)(a)	Application to cancel the subdivision or consolidation approval	R1,030	R1,077

NO	SECTION	DESCRIPTION	APPROVED TARIFF 2025/2026	NEWTARIFF 2026/2027
34	34.(1)(b)	Application to amend, delete or add a condition to the subdivision or consolidation approval	R1,030	R1,077
35	34.(1)(c)	Application to amend the subdivision or consolidation plan	R1,030	R1,077
36	34.(5)	Application to issue the certificate that the conditions of the subdivision of erven, have been complied with.	R 836 for the first portion to be transferred (Power of Attorney to Transfer) or to be created (Certificate of Registered Title) and thereafter R408 per portion	R 1,200 for the first portion to be transferred (Power of Attorney to Transfer) or to be created (Certificate of Registered Title) and thereafter R600 per portion
37	34.(6)	Application to issue the certificate that the conditions of the consolidation of erven, have been complied with.	R836 for the first two erven mentioned in the Certificate of Consolidated Title and thereafter R417 per erf.	R1,200 for the first two erven mentioned in the Certificate of Consolidated Title and thereafter R600 per erf.
38	35.(1)	Subdivision of any other land	R6,704	R7,012

NO	SECTION	DESCRIPTION	APPROVED TARIFF 2025/2026	NEWTARIFF 2026/2027
39	35.(7)	Application for extension of time to lodge the division plans with the Surveyor General for approval.	R406	R850
40	37.(1)	Application to issue the certificate that the conditions of division of other land have been complied with.	R 836 for the first portion to be transferred (Power of Attorney to Transfer) or to be created (Certificate of Registered Title) and thereafter R417 per portion	R1,200 for the first portion to be transferred (Power of Attorney to Transfer) or to be created (Certificate of Registered Title) and thereafter R600.00 per portion.
41	38	Application to alter, amend or partially or totally cancel the General Plan of an approved (proclaimed) township.	R1,240	R5,500
41	38	Application to alter, amend or partially or totally cancel the General Plan of an approved (proclaimed) township.	R1,240	R5,500
		Application to totally cancel the General Plan of an approved (proclaimed) township.	R1,240	R2,500

NO	SECTION	DESCRIPTION	APPROVED TARIFF 2025/2026	NEWTARIFF 2026/2027
42	39.(5)	Application for extension of time to submit the plans, diagrams or other documents to the Surveyor General to give effect to the alteration, amendment or cancellation of the General Plan.	R406	R850
43	39.(8)	Publication of notice and Schedule of Conditions in the Provincial Gazette.	R950	R1,200
44	41.(4)	Amendment, suspension or removal of any restriction, obligation, servitude or reservation	R1,240	R1,297
45	42.(4)	Publication of the notice in the Provincial Gazette that the application to amend, suspend or remove any restriction, obligation, servitude or reservation, has been approved or any appeal upheld and any correction thereof resultant from further changes/amendments by the applicant	R950	R1,200
46	44	Application for extension of time to pay external engineering services or parks contributions resultant from the application to amend, suspend or remove any restriction, obligation, servitude or reservation.	R406	R850

NO	SECTION	DESCRIPTION	APPROVED TARIFF 2025/2026	NEWTARIFF 2026/2027
47	47.(4)	Application in terms of Section 47.(4) to off-set development contribution payable against engineering services installed on behalf of the Council:	R 406 per engineering service	R 2500 per engineering service
48	47.(4)	Application in terms of Section 47.(4) to refund paid development contributions refundable against approved offsets:	R 406 per engineering service	R 500 per engineering service
49	47.(6)	Application in terms of Section 47.(6) to refund or reimburse the cost of installing infrastructure in excess of development contributions payable to Council:	R 406 per engineering service	R1,000.00 per engineering service
50	47.(9)	Request to pay the external engineering services contributions in instalments or per guarantee.	R406	R2,000
51	49.(1)	Submission of an appeal.	R2,744	R3,200 (Benchmark 30% increase and gradually increase)
52	52.(1)	Petition to be granted intervener status.	R1,478	R1,546
53	53	Sectional Title Scheme Clearance.	R636	R1200

NO	SECTION	DESCRIPTION	APPROVED TARIFF 2025/2026	NEWTARIFF 2026/2027
54	54.(1)(a), (b) or (c)	Publication in the Provincial Gazette of a notice that an amendment scheme has been adopted or any appeal upheld and any correction thereof resultant from further changes/amendments by the applicant.	Cost as determined by Government Printers plus 15%	R1200
55	56.(2)	Application by the new owner to continue with any development application, before the conclusion of such an application.	R406	R900
56	66.(2)	Application for the exemption to comply with any procedural provision of the By- Law.	R638	R2000
57	67.(2)	Translation of any document, notice and or communication issued or to be issued by the Council, from English to any other language of choice.	R1,478 per A4 page if done internally or cost plus 15% if done externally	R1,546 per A4 page if done internally or cost plus 15% if done externally
58	69	Excision from Agricultural Holding Register.	R1,240	R1,297

B: MISCELLANEOUS

NO	DESCRIPTION	APROVEDTARIFF 2025/2026	NEWTARIFF 2026/2027
1	The signing of a Notarial Deed of Servitude, Notarial Deed of Replacement of Servitude, Notarial Tie Agreement or any similar Notarial Deeds required by the Registrar of Deeds to conclude the registration of transactions.	R 406 per erf/ property contained in the Deed	R850.00 per erf/ property contained in the Deed
2	Issuing of consent to transfer an erf which is subject to an electrical restriction	R406 per erf to be transferred or R406 when consent is issued simultaneously with the Section 29 certificate	R850 per erf to be transferred or R850 when consent is issued simultaneously with the Section 29 certificate
	Issuing of other consent (s) to transfer an erf/unit	NewTarrif	R850.00 per erf/unit to be transferred
3	Non-profit Companies:		

NO	DESCRIPTION	APROVED TARIFF 2025/2026	NEW TARIFF 2026/2027
	(a) Assessment of Memorandum of Incorporation; (b) Request/amendment/consent in terms of the Memorandum of Incorporation:	a) R 1 240 b) R 1 240 per request/ amendment/Consent	a) R 1 500 b) R 1 500 per request/ amendment/Consent
4	Request to calculate estimates on contributions prior to proclamation/approval of land development applications	R1 240 per township /application/ Request	R1 500 per township /application/ Request
5	Reasons for a decision of the Municipal Planning Tribunal/ Appeal body etc. in relation to a land development application:	R406	R425
6	Transcription of proceedings:	R1,745	R1,825
7	Copies of documents, correspondence, etc: (excluding Guidelines and application forms): (a) A4 per page (b) A3 per page	R2.64 R5.38	R4 R8
8	Issuing of a duplicate of an original certificate previously issued by Legal Administration or any certificate or consent required in terms of approval for which provision has not been made in A. above	R406	R850
9(a)	Release of a (paper) guarantee or refund of an amount paid <i>in lieu</i> of a guarantee.	R 406 per engineering service	R 850 per engineering service

NO	DESCRIPTION	APROVED TARIFF 2025/2026	NEW TARIFF 2026/2027
9(b)	Application fee to process any refund as a result of an overpayment made to Council.	R406	R850
10	Town Planning Enquiry	R658	R688
11	Request for names and addresses of adjoining owners	R72 per address. From 11 addresses and above R36 per address	R75 per address. From 11 addresses and above R38 per address
12	Request to re-calculate or escalate estimates on contributions prior to proclamation/approval of land development applications	R0	R500

C: DEVELOPMENT CONTRIBUTIONS

The tariff of charges for development contributions' unit costs in line with the Development Contributions Policy (2021)

NO	SECTION	DESCRIPTION	APPROVED TARIFF 2025/2026	NEW TARIFF 2026/2027
1	47(3)	Water (kl/day)	R12,084.89	R12,640.79
		Sewer (kl/day)	R25,101.44	R26,256.11
		Roads (Equivalent trips / peak hour)	R20,147.03	R21,073.79
		Stormwater – Greenfields (C*m2)	R188.31	R196.97
		Stormwater – Brownfields (C*m2)	R525.51	R549.68

NO	SECTION	DESCRIPTION	APPROVED TARIFF 2025/2026	NEW TARIFF 2026/2027	
		Transport (Passenger trips / peak hour)	No Special Transport Zone	R2,101.86	R2,198.55
			Sandton Transport Zone	R3,372.18	R3,527.30
			Inner City Transport Zone	R2,221.60	R2,323.79
			Rosebank Transport Zone	R2,101.86	R2,198.55
		Electricity (kVA ADMD)	Sub-Transmission line	R817.86	R855.48
			Primary Substation - HV	R2,001.63	R2,093.70
			Primary Substation - MV	R2,001.63	R2,093.70
			Switching Station	R3,498.82	R3,659.77
			MV Distributor Ring	R4,644.95	R4,858.62
			Low Voltage	R5,833.87	R6,102.23

ANNEXURE B

AMENDMENT OF TARIFF OF CHARGES IN RESPECT OF THE NATIONAL BUILDING REGULATIONS AND BUILDING STANDARDS ACT, 103 OF 1977

In terms of Sections 17(3)(a)(ii) and 22(a)(i) and (ii) of the Local Government: Municipal Finance Management Act, 2003 (Act 56 of 2003) and Sections 21(1) and (3), 21A and 75A(3) and (4) of the Local Government: Municipal Systems Act, 2000 (Act 32 of 2000) as amended, it is hereby notified that the City of Johannesburg has, in terms of Sections 11(3)(i) and 75A(1) and (2) of the Local Government: Municipal Systems Act, 2000 (Act 32 of 2000) as amended, read with Section 24(2)(c)(ii) of the Local Government: Municipal Finance Management Act, 2003 (Act 56 of 2003), amended its Tariff of Charges in respect of the following with effect from 1 July 2026.

The following charges will be effective from 1 July 2026– 30 June 2027.

All building plan fees are non-refundable.

No	DESCRIPTION	APPROVED TARIFF 2025/2026	NEWTARIFF 2026/2027
1.	To consider applications made in terms of Section 4(1) of the National Building Regulations and Building Standards Act, 1977, the proposed changes are as follows:		
1.1	Per m ² or part thereof for the first 1 000 m ² of building work.	R 26 per m ²	R 27 per m ²
1.2	Per m ² or part thereof for the second 1 000 m ² of building work.	R 25 per m ²	R 26 per m ²
1.3	Per m ² or part thereof for the balance greater than 2 000 m ² of building work	R 23 per m ²	R 24 per m ²
1.4	Application: Building work for alterations to existing buildings and buildings of a special character such as factory chimneys, spires and similar structures, per erf per application.	0.3 % of the Total Project Value as per the Bill of Quantities (BOQ) prepared by	0.3 % of the Total Project Value as per the Bill of Quantities (BOQ) prepared by

No	DESCRIPTION	APPROVED TARIFF 2025/2026	NEWTARIFF 2026/2027
		The Quantity Surveyor with a minimum of R3,156	The Quantity Surveyor with a minimum of R3,301
1.5	A fee for a new dwelling house of 50 m ² or less in area.	R700	R732

	DESCRIPTION	APPROVED TARIFF 2025/2026	NEWTARIFF 2026/2027
1.6	In the case of mass-contracted low-cost housing projects 100% funded by means of National Housing capital subsidies:		
	<ul style="list-style-type: none"> · a fee per the master plan · and a fee per erf (one dwelling unit per Erf) or unit on which the master plan is repeated. 	R348 R84	R364 R88
	The tariff applies only for 100% government-funded projects, without any mortgage or beneficiary paying a cent.		
1.7	The minimum charge in respect of any building plan, other than contemplated in 1.5 and 1.6 shall be	R982	R1,027

	DESCRIPTION	APPROVED TARIFF 2025/2026	NEWTARIFF 2026/2027
1.8	The portion of buildings projection over Council owned land: (a) Areas of 10 m ² and less (b) Areas in excess of 10 m ² ,	R977	R1,022
	The above charges are in addition to normal submission fees.	R 982 plus R24 m ² or part thereof	R 1027 plus R25 m ² or part thereof
9	To consider applications for regularization (to comply with the provisions of the Act) of existing buildings without approved plans.		
9.1	Per m ² or part thereof for the first 3 000 m ² of existing building work with Minimum of R1 580	R 15 per m ² of existing building work with Minimum of R1 500	R 16 per m ² of existing building work with Minimum of R1 569
9.2	Per m ² or part thereof for the balance greater than 3 000 m ² of existing building work.	R 9 per m ²	R 10 per m ²
2	To authorise minor building work in terms of Section 13 of the National Building Regulations and Building Standards Act103, 1977 as amended.		

	DESCRIPTION	APPROVED TARIFF 2025/2026	NEWTARIFF 2026/2027
2.1	To authorise minor building work in terms of Section 13 of the National Building Regulations and Building Standards Act 103, 1977 as amended, for Residential one Zoned property.	R500	R523
2.2	To authorise minor building work in terms of Section 13 of the National Building Regulations and Building Standards Act 103, 1977, as amended for all other zoning	R800	R836
3	To authorise the erection of a temporary building in terms of Regulations A23(1)		
3.1	To authorise the erection of a temporary building in terms of Regulations A23(1) for Residential one Zoned property.	R500	R523
3.2	To authorise the erection of a temporary building in terms of Regulations A23(1) for all other zoning.	R800	R836
4	To permit the use of a street by a person undertaking any work of erection or demolition in terms of Regulation F1(4): (Hoarding permit)	a fee of R25 per m ² for every week or part thereof, with a minimum fee of R 500	a fee of R26 per m ² for every week or part thereof, with a minimum fee of R 523
5	To authorise a permit for the demolition of a building:		

	DESCRIPTION	APPROVED TARIFF 2025/2026	NEWTARIFF 2026/2027
5.1	Residential 1 per erf per application	R1,241	R1,298
5.2	Other buildings per erf per application	R5,500	R5,753
5.3	Demolished structures without a permit (illegal): Residential 1 per erf per application	R1,800	R1,882
5.4	Demolished structures without a permit (illegal): other buildings per erf per application	R8,000	R8,368
6	To authorise a permit for excavations:	R3,500	R3,661
7	To authorise a permit for encroaching over Council owned land for the purpose of building operations:	R1,169	R1,223
8	Approval of cellular phone structures and masts (per application).	R7,500	R7 845
9	Provisional authorization to commence with building work in terms of Section 7(6) of the National Building Regulations and Building Standards Act, of 1977, as amended, per erf per application: first application	50% of building plan fees paid	50% of building plan fees paid

	DESCRIPTION	APPROVED TARIFF 2025/2026	NEWTARIFF 2026/2027
9.1	Provisional authorization to commence with building work in terms of Section 7(6) of the National Building Regulations and Building Standards Act, of 1977, as amended, per erf per application: Second application	40% of building plan fees paid	40% of building plan fees paid
9.2	Provisional authorization to commence with building work in terms of Section 7(6) of the National Building Regulations and Building Standards Act, of 1977, as amended, per erf per application: Third and Final application	35% of building plan fees paid	35% of building plan fees paid
10	Permission to occupy a new building in terms of Section 14 (1A) of	50% of building plan fees paid	50% of building plan fees paid
	the National Building Regulations and Building Standards Act, 103 of 1977, as amended, per erf per application: First application		
10.1	Permission to occupy a new building in terms of Section 14 (1A) of	40% of building plan fees paid	40% of building plan fees paid
	the National Building Regulations and Building Standards Act, 103 of 1977, as amended, per erf per application: Second Application		

	DESCRIPTION	APPROVED TARIFF 2025/2026	NEWTARIFF 2026/2027
10.2	Permission to occupy a new building in terms of Section 14 (1A) of	35% of building plan fees paid	35% of building plan fees paid
	the National Building Regulations and Building Standards Act, 103 of 1977, as amended, per erf per application: Third and final application		
10.3	Permission to occupy an old building (Residential 1) in terms of Section 14 (1A) of	R881	R921
	The National Building Regulations and Building Standards Act, 103 of 1977, as amended, per erf per application: Third and final application. (Regularization)		
10	Permission to occupy an old building (any other Building) in terms of Section 14 (1A) of the National Building Regulations and Building Standards Act, 103 of 1977, as amended, per erf per application: Third and final application. (Regularization)	R8,000	R8,368
11	Re-Inspection per booking for second failed inspection		
11.1	Re-Inspection per booking for second failed inspection for Residential 1 zoned property	R602	R630

	DESCRIPTION	APPROVED TARIFF 2025/2026	NEWTARIFF 2026/2027
11.2	Re-Inspection per booking for second failed inspection for all other zoning	R800	R836
12	Extension of building plan validity period provided there is no change on the building plans and relevant applicable legislation. Within the validity period. Extension to be valid for the next 12 months	25% of the original building plan fees paid	25% of the original building plan fees paid
12.1	Resubmission of a previously approved Building plan that lapsed, provided there is no change on the building plan and relevant legislation. Within 12 months after expiry, the approval is to be valid for the next 12 months.	50% of the original building plan fees paid	50% of the original building plan fees paid
13	SANS 10400: Part XA Exemption	R364	R381
14	Miscellaneous charges: Printed hard copies in black & white (paper)		
	14.1 Copies of plans A 4	R14/copy + R 29 Once off service fee irrespective of the number of copies made	R15/copy + R30 Once off service fee irrespective of the number of copies made
	14.2 Copies of plans A3	R24/copy + R29 Once-off service fee irrespective of	R25/copy + R30 Once-off service fee irrespective

	DESCRIPTION	APPROVED TARIFF 2025/2026	NEWTARIFF 2026/2027
		the number of copies made	of the number of copies made
	14.3 Copies of plans A 2	R 58/copy + R 29 Once off service fee irrespective of the number of copies made	R 60/copy + R30 Once off service fee irrespective of the number of copies made
	14.4 Copies of plans A 1	R67/copy + R29 Once-off service fee irrespective of the number of copies made	R70/copy + R30 Once-off service fee irrespective of the number of copies made
	14.5 Copies of plans A 0	R144/copy + R28 Once-off service fee irrespective of the number of copies made	R150/copy + R29 Once-off service fee irrespective of the number of copies made
15	Miscellaneous charges: Email Soft copies (Electronic)		
	15.1 Copies of plans A 4	R8/copy + R 29 Once-off service fee irrespective of the number of copies made	R9/copy + R 30 Once-off service fee irrespective of the number of copies made
	15.2 Copies of plans A3	R14/copy + R29 Once-off service fee irrespective of the number of copies made	R15/copy + R30 Once-off service fee irrespective of the number of copies made

	DESCRIPTION	APPROVED TARIFF 2025/2026	NEWTARIFF 2026/2027
	15.3 Copies of plans A 2	R 24/copy + R 29 Once-off service fee irrespective of the number of copies made	R 25/copy + R30 Once-off service fee irrespective of the number of copies made
	15.4 Copies of plans A 1	R29/copy + R29 Once-off service fee irrespective of the number of copies made	R30/copy + R30 Once-off service fee irrespective of the number of copies made
	15.5 Copies of plans A 0	R62/copy + R29 Once-off service fee irrespective of the number of copies made	R65/copy + R30 Once-off service fee irrespective of the number of copies made

ANNEXURE C

DETERMINATION OF TARIFF OF CHARGES FOR OUTDOOR ADVERTISING SIGNS IN TERMS OF THE CITY OF JOHANNESBURG OUTDOOR ADVERTISING BY-LAWS

In terms of Sections 17(3)(a)(ii) and 22(a)(i) and (ii) of the Local Government: Municipal Finance Management Act, 2003 (Act 56 of 2003) and Sections 21(1) and (3), 21A and 75A(3) and (4) of the Local Government: Municipal Systems Act, 2000 (Act 32 of 2000) as amended, it is hereby notified that the City of Johannesburg has, in terms of Sections 11(3)(i) and 75A(1) and (2) of the Local Government: Municipal Systems Act, 2000 (Act 32 of 2000) as amended, read with Section 24(2)(c)(ii) of the Local Government: Municipal Finance Management Act, 2003 (Act 56 of 2003), determined its Tariff of Charges for

Advertising Signs in terms of the City of Johannesburg Outdoor Advertising By-laws with effect from 1 July 2026.

The following charges will be effective from 1 July 2026 to 30 June 2027:

NO	DESCRIPTION	APPROVED TARIFF 2025/2026	NEW TARIFF 2026/2027
1	In terms of Section 3, applications for consideration of advertising signs relating to free-standing advertising signs for both on-premises and third-party advertising purposes - irrespective of whether the sign is erected on Private or Council land and or public places		
	All applications shall be subject to a non-refundable pre-evaluation and admin fee unless indicated in the schedule	(R 488 + R 1 658= R 2 146	(R510 + R 1 734= R 2 244)
1.1	A non-refundable application fee for static advertising display.	An amount of R 328 per square meter	An amount of R 343 per square meter
1.2	A non-refundable application fee for LED (electronic) displays	An amount of R 939 per m ² for a LED (electronic) display.	An amount of R 982 per m ² for a LED (electronic) display.
1.3	Internally Illuminated Advertising signs (scrolling)	An amount of R 939 per m ² for a (scrolling) display	An amount of R 982 per m ² for a (scrolling) display
1.4	Illuminated Advertising signs (external beams)	-	R433 per square meter/m ²

NO	DESCRIPTION	APPROVED TARIFF 2025/2026	NEW TARIFF 2026/2027
1.5	Advertising signs submitted "As- Built" for regularization	-	R6000 per square meter/m ²
1.6	Section 10- Signs suspended under verandas or canopies	EXEMPTED	EXEMPTED
1.7	Section 11- Signs on verandas or canopies over public streets	EXEMPTED	EXEMPTED
1.8	Section 12- Projecting signs	EXEMPTED	EXEMPTED
1.9	Section 13- Pylon signs for on-premises advertising (STATIC)	R 319/m ²	R 334/m ²
1.10	Section 13- Pylon signs for on-premises advertising (LED)	R910/ m ²	R951/ m ²
1.10 (a)	Section 14- Advertising signs placed flat on buildings and on bridges (signs outside the Inner-city Renewal Projects)	A non-refundable pre-evaluation and admin fee consisting of R 488 + R 1 658= R 2 146), thereafter :an amount of R 328 per m ² of advertising display- irrespective of whether the sign is erected on Private or Council land.	A non-refundable pre-evaluation and admin fee consisting of R510 + R 1 734= R 2 244, thereafter :an amount of R 343 per m ² of advertising display - irrespective of whether the sign is erected on Private or Council land.
1.10 (b)	LED advertising Signs or electronic Advertising signs in terms of Section 14	A non-refundable pre-evaluation and admin fee consisting of R 488 + R 1 658= R 2 146), thereafter: an amount of R 328	A non-refundable pre-evaluation and admin fee consisting of R510 + R 1 734= R 2 244, thereafter: an amount of R 343

NO	DESCRIPTION	APPROVED TARIFF 2025/2026	NEW TARIFF 2026/2027
		per m ² of advertising display - irrespective of whether the sign is erected on Private or Council land.	per m ² of advertising display - irrespective of whether the sign is erected on Private or Council land.
1.10 (c)	Section 14(3) - Subject to an annual prescribed financial contribution to be utilized for an Inner-City Renewal project. (signs within the Inner-city Renewal Projects)	R 99/m ²	R 103/m ²
1.10 (d)	Section 15 (2) - Signs relating to the development of townships and properties (Development Boards)	R 7 290 up to a total of 40m ² . A sign larger than 40m ² R 7 290 plus an amount of R 328 per m ² to a maximum of 80m ² .	R 7 625 up to a total of 40m ² . A sign larger than 40m ² R 7 625 plus an amount of R 343 per m ² to a maximum of 80m ² .
1.10 (e)	Section 16- Requirements for Sky Signs (Static) A non-refundable application fee (Static signs)	An amount of R 328 per square meter of advertising (static) display.	An amount of R 343 per square meter of advertising (static) display.
1.10 (f)	Section 16- Requirements for Sky Signs A non-refundable application fee.(LED electronic signs)	A non-refundable pre-evaluation and admin fee consisting of (R 488 + R 1 658= R 2 146), thereafter: an amount of R 900 per m ² for a LED	A non-refundable pre-evaluation and admin fee consisting of (R510 + R 1 734= R 2 244), thereafter: an amount of R 948 per m ² for a LED

NO	DESCRIPTION	APPROVED TARIFF 2025/2026	NEW TARIFF 2026/2027
		electronic) display- irrespective of whether the sign is erected on Private or Council land.	electronic) display- irrespective of whether the sign is erected on Private or Council land.
1.11	Section 18- Signs on residential buildings, dwelling houses and dwelling units	EXEMPTED	EXEMPTED
1.12	Section 19- Sun-blind advertisements	EXEMPTED	EXEMPTED
1.13	Section 21- Advertisements on blimps	A non-refundable pre-evaluation and admin fee consisting of (R 488 + R 6 888 = R 7 376), thereafter:	A non-refundable pre-evaluation and admin fee consisting of (R 510 + R 7 204 = R 7 714), thereafter:
		An amount of R 939 per m ³ - irrespective of whether the sign is erected on Private or Council land.	An amount of R 982 per m ³ - irrespective of whether the sign is erected on Private or Council land.
1.14	Section 22- Painted advertisements An application in terms of Section 22, that is, painted advertisements and murals for both on-premises and third-party advertising purposes, shall be accompanied	A non-refundable pre-evaluation and admin fee consisting of (R 488 + R 1 658= R 2 146), thereafter: an amount of R 328 per m ² of advertising display	A non-refundable pre-evaluation and admin fee consisting of (R510 + R 1 734= R 2 244), thereafter: an amount of R 343 per m ² of advertising display

NO	DESCRIPTION	APPROVED TARIFF 2025/2026	NEW TARIFF 2026/2027
	by a non-refundable application fee	only- irrespective of whether the sign is erected on Private or Council land	only- irrespective of whether the sign is erected on Private or Council land
1.15	Section 23- Advertising signs relating to selling and letting of property	EXEMPTED	EXEMPTED
1.16	Section 24- (2) Any advertising sign not exceeding 4m ² in extent and not more than 3m above the ground level immediately below it. Auction signage	R 662- irrespective of whether the sign is erected on Private or Council land – and if approved, approved for a period of not more than 180 days.	R 692- irrespective of whether the sign is erected on Private or Council land – and if approved, approved for a period of not more than 180 days.
1.17	Section 25- Advertisements on construction sites.	A non-refundable pre-evaluation and admin fee consisting of (R 488 + R 1 658= R 2 146), thereafter: an amount of R 328 per m ² for the first 100 m ² , and R 313 per m ² of advertising display for the second 100 m ² and R 155 per	A non-refundable pre-evaluation and admin fee consisting of (R510 + R 1 734= R 2 244), thereafter: an amount of R 343 per m ² for the first 100 m ² , and R 327 per m ² of advertising display for the second 100 m ² and R 162 per

NO	DESCRIPTION	APPROVED TARIFF 2025/2026	NEW TARIFF 2026/2027
		m ² of advertising display for the balance (greater than 200 m ²).	m ² of advertising display for the balance (greater than 200 m ²).
1.18 (a)	Section 26(1) Transit advertising Application for displays- when parked stationary on a Council approved designated location.	A non-refundable pre-evaluation and admin fee consisting of (R 488 + R 1 658= R 2 146), thereafter: an amount of R 4 376 per transit advertising signs.	A non-refundable pre-evaluation and admin fee consisting of (R510 + R 1 734= R 2 244), thereafter: an amount of R 4 577 per transit advertising signs.
1.18 (b)	Section 26(3) Transit advertising- (3) If a transit advertising sign is used in contravention of subsections (1) and/or (2) above or any other provision of these By-laws, an authorized official may, without prior notice, remove and impound such sign.	R3 750 for each transit advertising sign removed by the Council or its agent(s)	R3 922 for each transit advertising sign removed by the Council or its agent(s)
1.19	Section 27- Approval of posters	An admin fee of the amount of R 52 per the poster of advertising display erected for a period of up to 30 calendar days to be affixed on streetlamp poles that vest in the	An admin fee of the amount of R 54 per the poster of advertising display erected for a period of up to 30 calendar days to be affixed on streetlamp poles that vest in the

NO	DESCRIPTION	APPROVED TARIFF 2025/2026	NEW TARIFF 2026/2027
		municipality or any other state organ.	municipality or any other state organ.
1.20 (a)	Section 30- Costs of removal and storage	R114 for the removal of each advertising poster.	R119 for the removal of each advertising poster.
1.20 (b)	Section 30 (1) The cost incurred by the Council for the removal and storage of an advertising sign, other than a poster, and other costs incurred by the Council as contemplated in Section 29, may be recovered from the owner of that advertising sign or any other person whose name or activity is displayed on that advertising sign.	R379 per m ² for each removal of the advertising sign other than a poster removed by the Council or its agent(s)	R396 per m ² for each removal of the advertising sign other than a poster removed by the Council or its agent(s)
	(3) Any advertising sign which has been removed and stored in terms of these By-laws may be released to its owner subject to payment of a prescribed fee.		
1.21	Removal fee of the affixed illegal advertising sign (on the wall of building structure and on the ground)	-	Equal the Tax Invoice obtained from the appointed service provider or R500.00/m ² of the advertising

NO	DESCRIPTION	APPROVED TARIFF 2025/2026	NEW TARIFF 2026/2027
			Pannels + Fixed R25 000.00 for removal of concrete foundations plinth.
1.22	Approval Fee	-	R100.00/m ² per advertising Panel.
1.23	Section 37- Appeals (An appeal lodged in terms of Section 37 shall be accompanied by a non-refundable fee.	R7,290	R7,625

ANNEXURE D

DETERMINATION OF TARIFF OF CHARGES FOR THE ISSUING OF CERTIFICATES AND SUPPLY OF INFORMATION BY THE CORPORATE GEO INFORMATICS DEPARTMENT

In terms of Sections 17(3)(a)(ii) and 22(a)(i) and (ii) of the Local Government: Municipal Finance Management Act, 2003 (Act 56 of 2003) and Sections 21(1) and (3), 21A and 75A(3) and (4) of the Local Government: Municipal Systems Act, 2000 (Act 32 of 2000) as amended, it is hereby notified that the City of Johannesburg has, in terms of Sections 11(3)(i) and 75A(1) and (2) of the Local Government: Municipal Systems Act, 2000 (Act 32 of 2000) as amended, read with Section 24(2)(c)(ii) of the Local Government: Municipal Finance Management Act, 2003 (Act 56 of 2003), amended its Tariff of Charges for the Issuing of Certificates and the Supply of Information by Corporate Geo-Informatics Department as set out below with effect from 1 July 2026.

The following tariffs will be effective from 1 July 2026 to 30 June 2027:

Property information sent by e-Property & Public Counter Sections (Special services)	APPROVED TARIFF 2025/2026	NEWTARIFF 2026/2027
e-Property Information Service subscription fee	R321	R336
Zoning certificates per stand	R72	R75
Zoning information per A4	R17	R18
Stand Dimensions and areas per A4	R17	R18
Confirmation stand/street numbers	R17	R18

GIS Information (Standard – Generally available products: Colour)	APPROVED TARIFF 2025/2026	NEWTARIFF 2026/2027
A0 paper	R411	R430
A1	R205	R214
A2	R104	R109
A3	R72	R75
A4	R53	R55

GIS Information (Standard – Generally available products: Monochrome)	APPROVED TARIFF 2025/2026	NEWTARIFF 2026/2027
A3	R53	R55
A4	R33	R35

GIS Information (Customized Plotting – Value-added products and services)	APPROVED TARIFF 2025/2026	NEWTARIFF 2026/2027
A0 paper	R789	R825
A1	R584	R611
A2	R479	R501
A3	R435	R455
A4	R428	R448
Preparing for dispatch	R374	R391

Data preparation and dispatch	APPROVED TARIFF 2025/2026	NEWTARIFF 2026/2027
Preparing for dispatch (per unit)	R374	R391
CD or DVD	R22	R23

Digital information	APPROVED TARIFF 2025/2026	NEWTARIFF 2026/2027
Polygon per stand (excluding base data)	Free	Free
Line data per kilobyte (excluding base data)	Free	Free
Attribute data per record	Free	Free
Building footprints per polygon	Free	Free
Building footprints (full set – excluding attribute data)	Free	Free
Digital map books on CD or DVD	R666	R697
Interactive Map on CD or DVD	R1,916	R2,004

CoJTown Planning Schemes on CD or DVD	R322	R337
---------------------------------------	------	------

Online digital data downloads (shp and dxf) per 3km x 3km grid	APPROVED TARIFF 2025/2026	NEWTARIFF 2026/2027
Cadastre (Stands), Cadastre (Townships), Street Addresses, 2m contours	Free	Free

Aerial photography 2003 (25cm pixel resolution)	APPROVED TARIFF 2025/2026	NEWTARIFF 2026/2027
Aerial Photography per set	Free	Free
Aerial photography per tile (5kmx3km)	Free	Free

Aerial photography 2006 (20cm pixel resolution)	APPROVED TARIFF 2025/2026	NEWTARIFF 2026/2027
Aerial Photography per set	Free	Free
Aerial photography per tile (5kmx3km)	Free	Free

Aerial photography 2012 (15cm pixel resolution)	APPROVED TARIFF 2025/2026	NEWTARIFF 2026/2027
Aerial Photography per set	Free	Free
Aerial photography per tile (3kmx3km)	Free	Free

Aerial photography 2015 (15cm pixel resolution)	APPROVED TARIFF 2025/2026	NEWTARIFF 2026/2027
Joburg2015 – Aerial Photography per set	Free	Free
Joburg2015 – Aerial photography per tile (3kmx3km)	Free	Free

Aerial photography 2019 (15cm pixel resolution)	APPROVED TARIFF 2025/2026	NEWTARIFF 2026/2027
Joburg2019 – Aerial Photography per set	Free	Free
Joburg2019 – Aerial photography per tile (3kmx3km)	Free	Free

Aerial photography 2023 (15cm pixel resolution)	APPROVED TARIFF 2025/2026	NEWTARIFF 2026/2027
Joburg2023 – Aerial Photography per set	Free	Free
Joburg2023 – Aerial photography per tile (3kmx3km)	Free	Free
Joburg2023 – Digital Elevation Model (DEM)	Free	Free
Joburg2023 – Digital Elevation Model (DEM) per tile (3kmx3km)	Free	Free
Joburg2023 – Lidar points per set (ground & non-ground)	Free	Free
Joburg2023 – Lidar points per tile (3km x3km)	Free	Free
Joburg2023 – Aerial photography, Digital Elevation Model (DEM), Lidar points (3kmx3km), 25cm contours (3kmx3km)	Free	Free

Aerial photography 2023 (15cm pixel resolution)	APPROVED TARIFF 2025/2026	NEWTARIFF 2026/2027
Joburg2023 – Aerial photography, Digital Elevation Model (DEM), Lidar points (3kmx3km), 25cm contours (3kmx3km) per tile	Free	Free

Contours 2023	APPROVED TARIFF 2025/2026	NEWTARIFF 2026/2027
Joburg2023 – 25cm contours	Free	Free
Joburg2023 – 25cm contours per tile (3kmx3km)	Free	Free
Joburg2023 – 50cm contours	Free	Free
Joburg2023 – 50cm contours per tile (3kmx3km)	Free	Free
Joburg2023 – 1m contours	Free	Free
Joburg2023 – 1m contours per tile (3kmx3km)	Free	Free
Joburg2023 – 2m contours	Free	Free
Joburg2023 – 2m contours per tile (3kmx3km)	Free	Free

LICENSE AGREEMENTS		APPROVED TARIFF 2025/2026	NEWTARIFF 2026/2027
a)	Developer Licensing Agreement: An agreement between the Directorate Corporate Geo-Informatics (CGIS) and the licensee wherein certain rights are	R18,499 per annum excluding VAT	R19,350 per annum excluding VAT

	granted to use digital data as specified, with cadastre.		
b)	<p>Publishing Licensing Agreement:</p> <p>An agreement between the Directorate Corporate Geo-Informatics (CGIS) and the licensee wherein certain rights are granted to publish digital data as specified.</p>	R9,249 per annum excluding VAT	R9,674 per annum excluding VAT
c)	<p>Maintenance Licensing Agreement:</p> <p>An agreement between the Directorate Corporate Geo-Informatics (CGIS) and the licensee for the supply of updated digital data as specified.</p>	R4,406 per annum excluding VAT	R4,608 per annum excluding VAT

ANNEXURE E

DETERMINATION OF CHARGES FOR THE SUPPLY OF INFORMATION RELATING TO THE MUNICIPAL PLANNING TRIBUNAL TO THE PUBLIC.

In terms of Sections 17(3)(a)(ii) and 22(a)(i) and (ii) of the Local Government: Municipal Finance Management Act, 2003 (Act 56 of 2003) and Sections 21(1) and (3), 21A and 75A(3) and (4) of the Local Government: Municipal Systems Act, 2000 (Act 32 of 2000) as amended, it is hereby notified that the City of Johannesburg has, in terms of Sections 11(3)(i) and 75A(1) and (2) of the Local Government: Municipal Systems Act, 2000 (Act 32 of 2000) as amended, read with Section 24(2)(c)(ii) of the Local Government: Municipal Finance

Management Act, 2003 (Act 56 of 2003), amended its Tariff of Charges for the Issuing Information with effect from 1 July 2026

The following tariffs will be effective from 1 July 2026 to June 2027

NO	DESCRIPTION	APPROVED TARIFF 2025/2026	NEWTARIFF 2026/2027
1	A complete copy of an agenda of one meeting of the Municipal Planning Tribunal (Former Planning Committee)	R248	R259
2	A complete copy of the minutes of proceedings of one meeting of the Municipal Planning Tribunal (Former Planning Committee)	R86	R90
3	A complete set of agendas of the Municipal Planning Tribunal (Former Planning Committee) for one Calendar Year	R5,798	R6,065
4	A complete set of the minutes of proceedings of the Municipal Planning Tribunal (Former Planning Committee) for one calendar year	R2,061	R2,156
5	For each folio containing an extract from the agenda and minutes of the proceedings of the Municipal Planning Tribunal (Former Planning Committee)	R4.10	R4.3

ANNEXURE 7

AMENDMENT OF TARIFF CHARGES IN RESPECT OF STREET ENCROACHMENTS, REINSTATEMENTS, ROAD MAINTENANCE, TRAFFIC SIGNALS MAINTENANCE, TRAFFIC COUNTS, ROAD CONSTRUCTION PROJECT MANAGEMENT, SALE OF ASPHALT, PRINTED MATERIAL AND TENDER DOCUMENTS

In terms of Sections 17(3)(a)(ii) and 22(a)(i) and (ii) of the Local Government: Municipal Finance Management Act, 2003 (Act 56 of 2003) and Sections 21(1) and (3), 21A and 75A(3) and (4) of the Local Government: Municipal Systems Act, 2000 (Act 32 of 2000) as amended, it is hereby notified that the City of Johannesburg has, in terms of Sections 11(3)(i) and 75A(1) and (2) of the Local Government: Municipal Systems Act, 2000 (Act 32 of 2000) as amended, read with Section 24(2)(c)(ii) of the Local Government: Municipal Finance Management Act, 2003 (Act 56 of 2003), amended its Tariff of Charges in respect of Street Encroachments, Reinstatements, Sale of Asphalt, Road Maintenance, Traffic Signals Maintenance, Road Construction Project Management, Printed Material, Tender Documents, Traffic Counting and Legal Documents with effect from 1 July 2026.

The following tariffs (inclusive of 15% VAT) shall be effective from 1 July 2026

Street Encroachments		Proposed new tariff
Old Tariff 2025/2026	New Tariff 2026/2027	
R 814.48 half year for every 15.74 meter or part thereof	R 842.17 half year for every 15.74 meter or part thereof	

Printed Materials		
Standard Activity	Old Tariff	New Tariff
Plotted Maps: Black & White		
A0 Paper	R 606.68	R 627.31
A1 Paper	R 338.90	R 350.42
A2 Paper	R 211.29	R 218.47
A3 Paper	R 126.57	R 130.87
A4 Paper	R63.81	R 65.98
Plotted Maps: Colour fill (Standard Paper)		
A0 Paper	R 1,154.78	R 1,194.04
A1 Paper	R 872.36	R 902.02
A2 Paper	R 733.25	R 758.18
A3 Paper	R 282.42	R 292.02
A4 Paper	R 126.57	R 130.87
Plotted Maps: Colour fill (Gloss Paper)		
A0 Paper	R 1,499.96	R 1,550.96
A1 Paper	R 1,124.45	R 1,162.68
A2 Paper	R 872.36	R 899.40
A3 Paper	R 451.87	R 467.23
A4 Paper	R 126.57	R 130.87
GIS Labour per hour	R 724.88	R 747.35
Minimum labour per hour	R 303.34	R 313.65
Customised Map Request	R 717.56	R 741.96

Standard Activity	Old Tariff	New Tariff
Revised Customized Map request	R 338.90	R 350.42
Data Conversion for Client per kilobyte	R 1.15	R 1.19
Sale of non-Spatial Data	R 0.49	R 0.51
Sale of Spatial Data per kilobyte	R 1.15	R 1.19
Retrieval of Archive Drawing	R 88.91	R 91.93
Reinstatements		
Rate per square meter NB: Rates hikes are caused by current economic and infrastructure maintenance cost		
Road Riding Surface	R 3,643.24	R 3,767.11
Backfilling	R 2,848.48	R 2,945.33
Paved Footways	R 1,890.91	R 1,949.53
Footway: Asphalt	R 1,820.72	R 1,882.62
Footway: Concrete	R 3,090.50	R 3,195.58
DCP Testing	R1,761.00	R1,820.87
Unpaved Footways	R 1,757.27	R 1,817.02
Kerbing (per square meter)	R 3,140.52	R 3,247.30
Kerbing and Gutter	R 3,203.52	R 3,312.44
Temporary Reinstatements (Making Reinstatement Safe)	R 1,263.98	R 1,306.96
Wayleaves processing fees, per project per suburb <ul style="list-style-type: none"> Handling fee of 15% of the approved rate 	R 1,241.39	R 1,283.60

Wayleave processing fee for unplanned work per suburb (emergencies) <ul style="list-style-type: none"> Handling fee of 15% of the approved rate 	R 1,245.00	R 1,287.33
Wayleave PRIORITY processing fee within 3 days (excluding processing fees)	R1,137.76	R1,176.44
For Re-inspection where previous inspection had failed, and work was Redone	R 4,048.02	R 4,185.65
Penalty for failed reinstatements done by own agent	R 16,187.90	R 16,738.29
Road Maintenance		
<ul style="list-style-type: none"> Labour plant, material Administrative/handling fee 15% 	POA	POA
Road Construction Project Management		
Management fees (as per SLA)	POA	POA
Sale of Asphalt		
Hot Mix Asphalt per ton – delivered	R 1,961.25	R 1,986.57
Hot Mix Asphalt per ton - collected	R 1,867.11	R 1,930.59
Cold Mix Asphalt per ton - delivered	R 1,506.24	R 1,557.45
Cold Mix Asphalt per ton - collected	R 1,412.10	R 1,460.11
Cold Mix Asphalt per 25kg - collected	R 47.07	R 48.67

*Discounts up to 20% to be offered subject to the CEO or delegated official's approval as per SOP

Legal		
a) For every A4 photocopy	R 10.40	R 10.75
b) For every A4 printed copy in electronic or machine-readable format	R 6.18	R 6.39
c) For a copy in a computer-readable form on i) stiffy disc ii) compact disc	R 21.97	R 22.72
d) i) For a transcription of visual images ii) For a copy of a visual image	R 70.08	R 72.46
e) i) For a transcription of an Audio Record per page ii) For a copy of an Audio Record	R 210.25 R 67.99	R 217.40 R 70.30
Traffic Counts		
Existing Counts (Per Set)	R 1,286.58	R 1,330.32
Existing Traffic Signal Plans	R 248.95	R 257.41
New Intersection Counts	R 6,172.45	R 6,382.31
New Link Volume Counts	R 2,879.64	R 2,977.55
Traffic Signal Infrastructure Maintenance		
Proactive Maintenance per site (Repairs / Routine) Reactive Maintenance per traffic signal intersection - Each intersection is visited once a month. - Excludes materials used on site (Rate per month)	R4,137.31	R4,265.57
Remote monitoring & reporting activities, including network connectivity (Rate per month)	R115,500	R119,427

<p>Traffic signals revision, upgrading, and rebuilding – Cost estimates will be submitted as and when required. Rates will be based on:</p> <ul style="list-style-type: none"> • Contract rates • Management fee of 10%. 	POA	POA
<p>Traffic signals for New Installation and upgrades</p> <ul style="list-style-type: none"> • Management fee of 10% 	POA	POA

- POA – Price on Application

Tender Documents		
Up to a million one-year contract	R 364.01	R 376.39
Up to a million two-year contract	R 688.27	R 711.67
> R1 million	R 1,065.87	R 1,102.11
Capital Projects	R 1,766.69	R 1,826.76
Security Closures		
Security Closure Administration Cost (Main Gate)	R 18,305	R 18,927.37
Security Closure Administration Cost (Additional Gate)	R 1,078.43	R 1,115.10
Security Closure Administration Cost (Main Gate) – Renewal after two years	R 10,980.91	R 11,354.26
Security Closure Administration Cost (Additional Gate) – Renewal after two years	R 647.47	R 669.48

ANNEXURE 8

AMENDMENT OF TARIFF OF CHARGES FOR CEMETRIES AND CREMATORIA; PARKS, OPEN SPACES, NATURE RESERVES AND ZOO FOR PERIOD 1 JULY 2026 TO 30 JUNE 2027

#	BLUE - NEW TARIFF, ORANGE - REDUCED TARIFF, RED - NO CHANGE	2025/26 FEE	INCREASE %	NEW FEE	TARIFF EXCL. VAT	VAT	NEW FEE 2026/27 ROUNDED TO R1
STANDARD ITEM TARIFFS FOR ALL CEMETERY CATEGORIES (EFT PAYMENTS ONLY)							
1	CREMATIONS						
	Standard Cremation	1,604.00	3.60%	1,661.74	1,445.22	216.78	1,662.00
	Cremation fee over 120 kg	2,075.00	3.60%	2,149.70	1,869.57	280.43	2,150.00
	Infant	661.00	3.60%	684.80	595.65	89.35	685.00
	Anatomy Material (per 100 kg)	1,058.00	3.60%	1,096.09	953.91	143.09	1,097.00
	Hindu Cremation (Admin fee charged for archival records of cremations)	125.00	3.60%	129.50	113.04	16.96	130.00
	Issue of duplicate certificate for cremations	96.00	3.60%	99.46	86.96	13.04	100.00
	After-hours cremation fee (After 15:30 at any crematorium excluding Hindu Cremations)	997.00	3.60%	1,032.89	898.26	134.74	1,033.00
	LATE ARRIVAL OF HEARSE FOR CREMATIONS (MAX 1 HOUR ALLOWANCE)	NEW			652.17	97.83	750.00
2	CREMATORIUM / CEMETERY MEMORIAL WALL SECTION						
	Plaque / Niche	600.00	3.60%	621.60	540.87	81.13	622.00
	Plaque / No Niche	502.00	3.60%	520.07	453.04	67.96	521.00
3	BURIALS GENERAL						
	BURIAL OF ASHES IN EXISTING GRAVE	129.00	3.60%	133.64	116.52	17.48	134.00
	AFTER HOURS FEE	997.00	3.60%	1,032.89	898.26	134.74	1,033.00
	PUBLIC HOLIDAY FEE (MON - FRI) (additional to respective tariffs)	1,197.00	3.60%	1,240.09	1,079.13	161.87	1,241.00
	BOOK OF REMEMBRANCE (1 to 3 lines)	189.00	3.60%	195.80	170.43	25.57	196.00
	USE OF CHAPEL PER 60 MINUTE SESSION (excluding Lenasia Crematorium)	843.00	3.60%	873.35	760.00	114.00	874.00
	FEE FOR ENLARGING OF GRAVE	473.00	3.60%	490.03	426.96	64.04	491.00
	FEE FOR DEEPENING OF GRAVE	473.00	3.60%	490.03	426.96	64.04	491.00
	ELECTRONIC GRAVE MARKER	286.00	3.60%	296.30	258.26	38.74	297.00
	BURIAL IN A CONSERVATION AREA OF A CEMETERY				Prescribed tariff + grave marker cost		
	STANDARD RE-OPEN FEE FOR ALL CEMETERIES	568.00	3.60%	588.45	512.17	76.83	589.00
	LATE BOOKING FEE FOR CREMATIONS AND BURIALS	947.00	3.60%	981.09	853.91	128.09	982.00
	ERECTION OF MEMORIALS ON GRAVES	381.00	3.60%	394.72	343.48	51.52	395.00
4	COMMUNITY OPERATED AND MAINTAINED CEMETERIES						
	Jewish (West Park), Muslim (West Park, Avalon and Newclare)				50% of prescribed tariff		
5	NON-RESIDENT TARIFFS FOR BURIALS						
	(standard practice between Municipalities, excluding cremations)				3 x prescribed tariff		
6	BURIAL IN AREA OF HIGH PROFILE*	8,435.00	3.60%	8,738.66	7,599.13	1,139.87	8,739.00
	RESERVATION OF A GRAVE IN AREA OF HIGH PROFILE	4,215.00	3.60%	4,366.74	3,797.39	569.61	4,367.00
	BURIAL IN RESERVED GRAVE IN AREA OF HIGH PROFILE*	4,215.00	3.60%	4,366.74	3,797.39	569.61	4,367.00
7	REFUNDABLE DEPOSIT TO ADHERE TO THE BYLAWS FOR BURIALS (FUNERAL HOMES)	1,733.00	3.60%	1,795.39	1,561.74	234.26	1,796.00
8	PAUPER AND INDIGENT FUNERALS (Fees waived)				ALL BURIAL FEES WAIVED		
9	EXHUMATION FEE	419.00	3.60%	434.08	378.26	56.74	435.00
10	GENEALOGY GRAVE SEARCH AND LOCATION	NEW			434.78	65.22	500.00
11	TOMBSTONE REMOVAL	NEW			434.78	65.22	500.00
12	DONATION AND INSTALLATION OF MEMORIAL BENCH WITH 15CM X 10CM PLAQUE	NEW			2,173.91	326.09	2,500.00

CATEGORY A:							
WEST PARK, BRIXTON, BRAAMFONTEIN							
1	BURIAL FEE						
	Adult*	3,764.00	3.60%	3,899.50	3,391.30	508.70	3,900.00
	Child*	1,880.00	3.60%	1,947.68	1,693.91	254.09	1,948.00
2	BURIAL FEE - SECOND BURIAL						
	Standard Coffin	568.00	3.60%	588.45	512.17	76.83	589.00
	Casket Coffin	1,041.00	3.60%	1,078.48	938.26	140.74	1,079.00
	Weekend and Public Holiday Fee - West Park Cemetery Only						
	Standard Coffin	1,566.00	3.60%	1,622.38	1,411.30	211.70	1,623.00
	Casket Coffin	2,037.00	3.60%	2,110.33	1,835.65	275.35	2,111.00
3	BURIAL OF ASHES IN A NEW GRAVE						
	Adult	3,764.00	3.60%	3,899.50	3,391.30	508.70	3,900.00
	Child	1,880.00	3.60%	1,947.68	1,693.91	254.09	1,948.00
4	BURIAL IN A RESERVED GRAVE						
	Adult*	1,880.00	3.60%	1,947.68	1,693.91	254.09	1,948.00
	Child*	943.00	3.60%	976.95	849.57	127.43	977.00
5	BURIAL IN VAULTS (Mausolea)*	3,764.00	3.60%	3,899.50	3,391.30	508.70	3,900.00
6	NON RESIDENT BURIAL						
	Adult	11,288.00	3.60%	11,694.37	10,169.57	1,525.43	11,695.00
	Child	5,632.00	3.60%	5,834.75	5,073.91	761.09	5,835.00

CATEGORY B:							
ALL OTHER CEMETERIES							
1.	BURIAL FEE						
	Adult*	2,354.00	3.60%	2,438.74	2,120.87	318.13	2,439.00
	Child*	1,179.00	3.60%	1,221.44	1,062.61	159.39	1,222.00
2.	BURIAL FEE - SECOND BURIAL						
	Standard Coffin	568.00	3.60%	588.45	512.17	76.83	589.00
	Casket Coffin	1,041.00	3.60%	1,078.48	938.26	140.74	1,079.00
3.	BURIAL OF ASHES IN A NEW GRAVE						
	Adult	2,354.00	3.60%	2,438.74	2,120.87	318.13	2,439.00
	Child	1,179.00	3.60%	1,221.44	1,062.61	159.39	1,222.00
4.	RESERVATION OF A GRAVE IN ANY SECTION OF A CEMETERY						
	Adult	1,179.00	3.60%	1,221.44	1,062.61	159.39	1,222.00
	Child	590.00	3.60%	611.24	532.17	79.83	612.00
5.	BURIAL IN A RESERVED GRAVE						
	Adult*	1,179.00	3.60%	1,221.44	1,062.61	159.39	1,222.00
	Child*	590.00	3.60%	611.24	532.17	79.83	612.00
6.	NON RESIDENT BURIAL						
	Adult	7,060.00	3.60%	7,314.16	6,360.87	954.13	7,315.00
	Child	3,534.00	3.60%	3,661.22	3,184.35	477.65	3,662.00
7.	BURIAL IN A CONSERVATION AREA OF A CEMETERY (Waterval and Diepsloot)						
	Adult*	2,671.00	3.60%	2,767.16	2,406.96	361.04	2,768.00
	Child*	1,493.00	3.60%	1,546.75	1,345.22	201.78	1,547.00
8.	REFUNDABLE DEPOSIT (FUNERAL UNDERTAKERS)	1,733.00	3.60%	1,795.39	1,561.74	234.26	1,796.00
9.	CLOSING OF GRAVES			FIXED FEE	500.00	434.78	500.00

USE OF PARKS, CEMETERIES AND OPEN SPACES							
1	ADMINISTRATIVE VENUE BOOKING FEE						
	Administrative Fee (No JOC approval required)		NEW		173.91	26.09	200.00
	Administrative Fee (Requiring JOC Approval)		NEW		1,304.35	195.65	1,500.00
2	FILMING AND PHOTO SHOOTS						
	International filming (8 hours)	30,283.00	3.60%	31,373.19	27,281.74	4,092.26	31,374.00
	International filming (1 - 4 hours)	20,438.00	3.60%	21,173.77	18,412.17	2,761.83	21,174.00
	Corporate advertising companies - filming per full day (8 hours)	18,980.00	3.60%	19,663.28	17,099.13	2,564.87	19,664.00
	Corporate advertising companies - filming per half day (up to 4 hours)	10,205.00	3.60%	10,572.38	9,193.91	1,379.09	10,573.00
	Low budget film shoots and music videos (8 hours)	4,809.00	3.60%	4,982.12	4,333.04	649.96	4,983.00
	Low budget film shoots (4 hours)	4,316.00	3.60%	4,471.38	3,888.70	583.30	4,472.00
	NGO's and other non-profit organisations filming companies (reduction to increase growth in market)	2,073.00	3.60%	2,147.63	1,867.83	280.17	2,148.00
	Use of drone administration fee - excludes the fee for the civil aviation permit or filming		FIXED FEE	500.00	434.78	65.22	500.00
	General photo shoots (under 50 people)	260.00	3.60%	269.36	234.78	35.22	270.00
	General photo shoots (51 plus people)	700.00	3.60%	725.20	631.30	94.70	726.00
	Corporate and international: Subject to a refundable deposit as per the indemnity				40% of fees		
	Refundable deposits for NGO's				20% of fees		
3	EVENTS AND GATHERINGS						
	Informal events (20 but less than 100) - schools, welfare and individual - weekdays	780.00	3.60%	808.08	703.48	105.52	809.00
	Informal events (20 but less than 100) - schools, welfare and individual - weekends	2,287.00	3.60%	2,369.33	2,060.87	309.13	2,370.00
	Informal events (100 - 500), schools, welfare and individuals - weekdays and weekends	2,626.00	3.60%	2,720.54	2,366.09	354.91	2,721.00
	Exchange of vows and photo shoot only, limited to <50 (setting up in the morning 1 - 4 hours)		NEW		1,739.13	260.87	2,000.00
	Exchange of vows and photo shoot only, limited to <120		NEW		3,217.39	482.61	3,700.00
	General photo shoots (under 50 people)	5,293.00	3.60%	5,483.55	4,768.70	715.30	5,484.00
	Flea markets and exhibitions - weekends and public holidays >501 visitors		NEW		9,565.22	1,434.78	11,000.00
	Informal events - excluding Executive Lapas for family gatherings, picnics and school outings- not exceeding 20 people				No fee charged		
	Weekdays, weekends and public holidays for executive Lapas, musical fountains boardroom	2,650.00	3.60%	2,745.40	2,387.83	358.17	2,746.00
	Refundable deposits				40% of fees		
4	GENERAL LAPAS AND BRAAI AREAS						
	(Weekends and public holidays)	4,698.00	3.60%	4,867.13	4,233.04	634.96	4,868.00
	(Weekdays)	3,289.00	3.60%	3,407.40	2,963.48	444.52	3,408.00
	Executive Lapas (weekends)	7,026.00	3.60%	7,278.94	6,329.57	949.43	7,279.00
	Executive Lapas (weekdays)	5,305.00	3.60%	5,495.98	4,779.13	716.87	5,496.00
	Refundable deposit				40% of fees		
5	PIONEER PARK MUSICAL FOUNTAINS						
	Upper Executive Conference Facility						
	Full day from 08h00 - 17h00	8,491.00	3.60%	8,796.68	7,649.57	1,147.43	8,797.00
	Half day from 08h00 - lunch time	5,095.00	3.60%	5,278.42	4,590.43	688.57	5,279.00
	Outside area only	5,946.00	3.60%	6,160.06	5,357.39	803.61	6,161.00
	Display of fountains inclusive of cost of venues	16,658.00	3.60%	17,257.69	15,006.96	2,251.04	17,258.00
	Refundable deposit				40% of fees		
6	OTHER UNFENCED PARKS / OPEN PARKS FOR WEDDINGS						
	Exchange of vows and photo shoot only (setting up in the morning 1 - 4 hours)	1,550.00	3.60%	1,605.80	1,396.52	209.48	1,606.00
	Whole ceremony (set up day before or morning - 05h00 - 18h00)	2,419.00	3.60%	2,506.08	2,180.00	327.00	2,507.00
	Marquee for funeral services / open space	691.00	3.60%	715.88	622.61	93.39	716.00
	Refundable deposit				40% of fees		

7	OTHER FENCED AREAS / CLOSED PARKS FOR WEDDINGS						
	Exchange of vows and photo shoot only (setting up in the morning 1 - 4 hours)	3,575.00	3.60%	3,703.70	3,220.87	483.13	3,704.00
	Whole ceremony (set up day before or morning - 05h00 - 18h00)	5,182.00	3.60%	5,368.55	4,668.70	700.30	5,369.00
	1 day (501 - 3 000 people)	135,437.00	-29.86	95 000.00	82,608.70	12,391.30	95,000.00
	1 day (3 001 - 15 000+ people) for allocated parks as listed on the website	190,697.00	-21.33	150 000.00	130,434.78	19,565.22	150,000.00
	Per day for 2 days (501 - 3 000 people)	77,166.00	3.60%	79,943.98	69,516.52	10,427.48	79,944.00
	Per day for 2 days (3 001 - 15 000+ people)	86,959.00	3.60%	90,089.52	78,339.13	11,750.87	90,090.00
	Per day for 3 days (501 - 3 000 people)	61,681.00	3.60%	63,901.52	55,566.96	8,335.04	63,902.00
	Per day for 3 days (3 001 - 15 000+ people)	70,445.00	3.60%	72,981.02	63,462.61	9,519.39	72,982.00
	Booking in advance for date reserving for the above category, details of refund in case of cancellation will be on the contract to be signed	88,992.00	3.60%	92,195.71	80,170.43	12,025.57	92,196.00
	Refundable deposit	40% of fees			0.00	0.00	
8.1	MANUFACTURING, CORPORATE AND COMMERCIAL LAUNCHES AND EXHIBITIONS (per day)	44,323.00	3.60%	45,918.63	39,929.57	5,989.43	45,919.00
	Setting up and vacating tariff per day (may increase in flagship facility at the discretion of the MD or nominee)	4,084.00	3.60%	4,231.02	3,680.00	552.00	4,232.00
8.2	EVENTS RELATED OPEN SPACE PARKING: PARK AND RIDE (per day)	22,142.00	3.60%	22,939.11	19,947.83	2,992.17	22,940.00
	Individual parking requests (up to 50 vehicles)	1,349.00	3.60%	1,397.56	1,215.65	182.35	1,398.00
8.3	PARK RANGER MONITORING OF LARGE EVENTS	NEW			2,608.70	391.30	3,000.00
NATURE RESERVES, BOTANICAL GARDENS AND CONSERVATION AREAS							
1	ADMINISTRATIVE VENUE BOOKING FEE						
	Administrative Fee (No JOC approval required)	NEW			434.78	65.22	500.00
	Administrative Fee (Requiring JOC Approval)	NEW			1,304.35	195.65	1,500.00
2	ENTRANCE FEES FOR RESERVES, BOTANICAL GARDENS AND CONSERVATION AREAS						
	FEE STRUCTURE FOR JBG AND LITTLE FALLS ONLY WITH FREE ACCESS ON MONDAYS						
	Adult	NEW			60.87	9.13	70.00
	Children and school groups- Under 6 Free	NEW			26.09	3.91	30.00
	Senior Citizens	NEW			26.09	3.91	30.00
	Students (weekdays only and student card required)	NEW			26.09	3.91	30.00
	Differently-abled Persons	NEW			26.09	3.91	30.00
	Welfare Groups (per person and weekdays only)	NEW			26.09	3.91	30.00
	Cars and mini vans	NEW			17.39	2.61	20.00
	Taxis and Buses (20 - 120 seaters)	NEW			26.09	3.91	30.00
	Picnic stalls - Little Falls only	NEW			173.91	26.09	200.00
3	ANNUAL PASSES						
	Adult	NEW			608.70	91.30	700.00
	Child older than 6	NEW			260.87	39.13	300.00
	Senior Citizens and Differently-abled Persons	NEW			260.87	39.13	300.00
	Adult + maximum of three dogs	NEW			782.61	117.39	900.00
	Senior Citizens and Differently-abled Persons + maximum of three dogs	NEW			347.83	52.17	400.00
	Adult + one dog only	NEW			260.87	39.13	300.00
4	ENTRANCE FEES FOR ALL OTHER RESERVES AND CONSERVATION AREAS						
	Klipriviersberg, Kloofendal, Melville Koppies, Northcliff Eco-ridge, Manie Mulder, Little Falls, Rietfontein, The Wilds, Norscot, Lonehill (Free access to individuals on Mondays)						
	Adult	NEW			47.83	7.17	55.00
	Child - under 6 free	NEW			17.39	2.61	20.00
	Senior Citizens and Differently-abled Persons	NEW			17.39	2.61	20.00
	Student weekdays only and School Groups per person	NEW			17.39	2.61	20.00
	Welfare Groups (per person and weekdays only)	NEW			17.39	2.61	20.00
	Parking for vehicles	NEW			8.70	1.30	10.00
	Parking for Buses (20 -120 seaters)	NEW			17.39	2.61	20.00
	Family of 4 (2 adults and 2 children) UNLIMITED ACCESS 1 YEAR	NEW			1,304.35	195.65	1,500.00
	Family of 2 (1 adult and 1 child) UNLIMITED ACCESS 1 YEAR	NEW			695.65	104.35	800.00
	Family of 4 (limited to 6 entrees per year)	NEW			347.83	52.17	400.00
5	ANNUAL PASSES TO ALL NATURE RESERVES AND CONSERVATION AREAS						
	Adult	NEW			608.70	91.30	700.00
	Child - under 6 free	NEW			260.87	39.13	300.00
	Senior Citizens and Differently-abled Persons	NEW			260.87	39.13	300.00
6	VENUE HIRING AT MANIE MULDER PARK						
	Lapa Use	NEW			1,321.74	198.26	1,520.00
7	ENTRANCE FEES MANIE MULDER						
	Adult	NEW			47.83	7.17	55.00
	Children and school groups- under 6 Free	NEW			26.09	3.91	30.00
	Senior Citizens and Differently-abled Persons	NEW			26.09	3.91	30.00
	Welfare Groups	NEW			26.09	3.91	30.00
8	OVERNIGHT ENTRANCE FEES MANIE MULDER						
	Adult	NEW			130.43	19.57	150.00
	Children and school groups- under 6 Free	NEW			60.87	9.13	70.00
	Senior Citizens and Differently-abled Persons	NEW			43.48	6.52	50.00
	Welfare Groups per person	NEW			43.48	6.52	50.00
	Parking for vehicles	NEW			8.70	1.30	10.00
	Parking for Buses (20 -120 seaters)	NEW			17.39	2.61	20.00
9	PHOTOS AND FILMING AT CONSERVATION SITES AND NATURE RESERVES						
	General photo shoots (under 20 people) excluding the entrance fee	260.00	3.60%	269.36	234.78	35.22	270.00
	General photo shoots (<51 plus people) excluding the entrance fee	700.00	3.60%	725.20	631.30	94.70	726.00
	Wedding Photos (<50 plus people) excluding the entrance fee	700.00	3.60%	725.20	631.30	94.70	726.00
	Filming for Commercial Use	NEW			9,130.43	1,369.57	10,500.00
	Filming for Non-commercial Use	NEW			4,347.83	652.17	5,000.00
	International filming (8 hours)	30,283.00	3.60%	31,373.19	27,281.74	4,092.26	31,374.00
	International filming (1 - 4 hours)	20,438.00	3.60%	21,173.77	18,412.17	2,761.83	21,174.00
	Corporate advertising companies - filming per full day (8 hours)	18,980.00	3.60%	19,663.28	17,099.13	2,564.87	19,664.00
	Corporate advertising companies - filming per half day (up to 4 hours)	10,205.00	3.60%	10,572.38	9,193.91	1,379.09	10,573.00
	Low budget film shoots and music videos (8 hours)	4,809.00	3.60%	4,982.12	4,333.04	649.96	4,983.00
	Low budget film shoots (4 hours)	4,316.00	3.60%	4,471.38	3,888.70	583.30	4,472.00
	NGO's and other non-profit organisations filming companies (reduction to increase growth in market)	2,073.00	3.60%	2,147.63	1,867.83	280.17	2,148.00
	Drone approval - pre-approved by Conservation with civil aviation permit	FIXED FEE			434.78	65.22	500.00
10	JOHANNESBURG BOTANICAL GARDEN AND NATURE RESERVES						
	Exchange of vows and photo shoot only (setting up in the morning 1 - 4 hours)	4,316.00	3.60%	4,471.38	3,888.70	583.30	4,472.00
	Whole ceremony (set up day before or morning - 05h00 - 18h00)	6,042.00	3.60%	6,259.51	5,443.48	816.52	6,260.00
	Refundable deposit: Vows	1,102.00	3.60%	1,141.67	993.04	148.96	1,142.00
	Refundable deposit: Ceremony	2,203.00	3.60%	2,282.31	1,985.22	297.78	2,283.00
	Flea markets and exhibitions - weekends and public holidays >501 visitors	NEW			13,043.48	1,956.52	15,000.00

11	MUSIC FESTIVALS, CLASSIC AND ROCK FESTIVALS / CONCERTS, PERFORMING ARTS AND CULTURAL FESTIVALS EXCEEDING >500 PERSONS (including maintenance and cleaning)							
	Fees for set-up of concerts and festivals						Maximum R20 000 per day	
	1 day (501 - 3 000 people)	135,437.00	-29.86	95 000.00	82,608.70	12,391.30		95,000.00
	1 day (3 001 - 15 000+ people) for allocated parks as listed on the website	190,697.00	-21.33	150 000.00	130,434.78	19,565.22		150,000.00
	Per day for 2 days (501 - 3 000 people)	77,166.00	3.60%	79,943.98	69,516.52	10,427.48		79,944.00
	Per day for 2 days (3 001 - 15 000+ people)	86,959.00	3.60%	90,089.52	78,339.13	11,750.87		90,090.00
	Per day for 3 days (501 - 3 000 people)	61,681.00	3.60%	63,901.52	55,566.96	8,335.04		63,902.00
	Per day for 3 days (3 001 - 15 000+ people)	70,445.00	3.60%	72,981.02	63,462.61	9,519.39		72,982.00
	Booking in advance for date reserving for the above category, details of refund in case of cancellation will be on the contract to be signed	88,992.00	3.60%	92,195.71	80,170.43	12,025.57		92,196.00
	Refundable deposit						40% of fees	
12	MANUFACTURING, CORPORATE AND COMMERCIAL LAUNCHES AND EXHIBITIONS (per day)	44,323.00	3.60%	45,918.63	39,929.57	5,989.43		45,919.00
	Setting up and vacating tariff per day (may increase in flagship facility at the discretion of the MD or nominee)	4,084.00	3.60%	4,231.02	3,680.00	552.00		4,232.00
13	PARK AND RIDE (per day)	22,142.00	3.60%	22,939.11	19,947.83	2,992.17		22,940.00
	Individual parking requests (up to 50 vehicles)	1,349.00	3.60%	1,397.56	1,215.65	182.35		1,398.00
14	PARK RANGER MONITORING OF LARGE EVENTS	NEW			2,608.70	391.30		3,000.00
15	ENVIRONMENTAL EDUCATION AND TEAM BUILDING IN NATURE RESERVES							
	EE Team building (50 people or less, per person fee) per day	NEW			217.39	32.61		250.00
	EE Team building (51 people or more, per person fee) per day	NEW			173.91	26.09		200.00
	TEAM BUILDING WITH ACCESS TO BUNGALOWS and RONDAVELS OVERNIGHT							
	10 sleeper (per Bungalow unit per night) X 3 (accommodates 30 people)	NEW			1,304.35	195.65		1,500.00
	4 sleeper (per Rondavel unit per night) X 4 (accommodates 12 people)	NEW			521.74	78.26		600.00
	TENT HIRE							
	10 sleeper with mattress (5 tents)	NEW			1,304.35	195.65		1,500.00
	20 sleeper with mattress (10 tents)	NEW			2,608.70	391.30		3,000.00
	CUSHION/MATRESS HIRE							
	Mattress (for use in the reserve only)	NEW			26.09	3.91		30.00
STREET TREES								
1	ILLEGAL FELLING OR PRUNING OF STREET TREES (Max fine value of R 327 680.00 per tree)						FIXED AT R20 per point value	
	Based on the Hellmwell system, which assigns point-based values using a standardized chart set by JCPZ						MULTIPLIED BY THE 7 VARIABLES ON A SCALE OF 1-4	(Size
	Apply the formula with ratings of 1 to 4 to the following 7 elements:						x Age x Location x Surrounds x Foliage x Shape x Botanical value) and multiply by R20 Example: (3 x 4 x 1 x 2 x 3 x 4 x 2) x R20 = R11 520.00)
JOHANNESBURG ZOO								
1	ENTRANCE FEES							
	Adult	132.00	1.90%	134.51	117.39	17.61		135.00
	Children	78.00	3.60%	80.81	70.43	10.57		81.00
	Senior citizens	78.00	3.60%	80.81	70.43	10.57		81.00
	Students (weekdays only and student card required)	78.00	3.60%	80.81	70.43	10.57		81.00
	School groups (per person)	50.00	3.60%	51.80	45.22	6.78		52.00
	Differently-abled people	50.00	3.60%	51.80	45.22	6.78		52.00
	Welfare Groups (per person and weekdays only)	55.00	3.60%	56.98	49.57	7.43		57.00
	Masimbambisane Indigent Schools Access							
	Zoo Trot Adult	78.00	3.60%	80.81	70.43	10.57		81.00
	Zoo Trot Children	NEW			43.48	6.52		50.00
	Conservation Walks	85.00	3.60%	88.06	77.39	11.61		89.00
	Group entrance fee per person (minimum 20 people)	31.00	3.60%	32.12	28.70	4.30		33.00
	Venue hire	4,125.00	3.60%	4,273.50	3,716.52	557.48		4,274.00
	Returnable deposit for use of wheelchair	110.00	3.60%	113.96	99.13	14.87		114.00
2	ANNUAL PASSES							
	Adult	991.00	3.60%	1,026.68	893.04	133.96		1,027.00
	Adult VIP	1,316.00	3.60%	1,363.38	1,186.09	177.91		1,364.00
	Child	604.00	3.60%	625.74	544.35	81.65		626.00
	Child VIP	810.00	3.60%	839.16	730.43	109.57		840.00
	Pensioner	604.00	3.60%	625.74	544.35	81.65		626.00
	Pensioner VIP	810.00	3.60%	839.16	730.43	109.57		840.00
	Family of 4 (limited to 6 entries per year)	1,332.00	3.60%	1,379.95	1,200.00	180.00		1,380.00
3	PARKING							
	Cars and mini vans	19.00	3.60%	19.68	17.39	2.61		20.00
	Buses (20 - 120 seaters)	32.00	3.60%	33.15	29.57	4.43		34.00
4	ZOO ACTIVITIES - INCLUSIVE OF ENTRY FEES (PER PERSON)							
	Ferry Tour							
	15 - 20 people	159.00	3.60%	164.72	143.48	21.52		165.00
	21 - 34 people	147.00	3.60%	152.29	133.04	19.96		153.00
	35+ people	128.00	3.60%	132.61	115.65	17.35		133.00
	Behind the Scenes Tour (flat rate)	154.00	3.60%	159.54	139.13	20.87		160.00
	School Day Tour (flat rate)	100.00	3.60%	103.60	90.43	13.57		104.00
	Senior Citizens' Tour (flat rate)	95.00	3.60%	98.42	86.09	12.91		99.00
	Evening Tour							
	15 - 20 people	169.00	3.60%	175.08	153.04	22.96		176.00
	21 - 34 people	169.00	3.60%	175.08	153.04	22.96		176.00
	35+ people	154.00	3.60%	159.54	139.13	20.87		160.00
	School Evening Tour (flat rate)	141.00	3.60%	146.08	127.83	19.17		147.00
	Zoo Snooze							
	25 - 49 people	267.00	3.60%	276.61	240.87	36.13		277.00
	49+ people	208.00	3.60%	215.49	187.83	28.17		216.00
	Holiday Programme	147.00	3.60%	152.29	133.04	19.96		153.00
	Zoo Buggies (per hour)	147.00	3.60%	152.29	133.04	19.96		153.00
	Ferry Rides							
	Weekdays	7.00	3.60%	7.25	6.96	1.04		8.00
	Weekends	13.00	3.60%	13.47	12.17	1.83		14.00
	Youth Club	799.00	3.60%	827.76	720.00	108.00		828.00

5	ZOO VENUE HIRING						
	Old Elephant House						
	Full day fee	6,888.00	3.60%	7,135.97	6,205.22	930.78	7,136.00
	Half day fee	3,271.00	3.60%	3,388.76	2,946.96	442.04	3,389.00
	AngloGold Ashanti Conference Centre						
	Full day fee	8,357.00	3.60%	8,657.85	7,528.70	1,129.30	8,658.00
	Half day fee	4,771.00	3.60%	4,942.76	4,298.26	644.74	4,943.00
	Bandstand (plus group entrance fee p p)	6,129.00	3.60%	6,349.64	5,521.74	828.26	6,350.00
	Cheetah Slopes (plus group entrance fee p p)	6,129.00	3.60%	6,349.64	5,521.74	828.26	6,350.00
	Centenary Lawn (plus group entrance fee p p)	6,129.00	3.60%	6,349.64	5,521.74	828.26	6,350.00
	Tree of Light Lawn (plus group entrance fee p p)	2,136.00	3.60%	2,212.90	1,924.35	288.65	2,213.00
	Meerkat Lawn (plus group entrance fee p p)	2,136.00	3.60%	2,212.90	1,924.35	288.65	2,213.00
	AngloGold Ashanti Lapa (plus group entrance fee p p)	2,136.00	3.60%	2,212.90	1,924.35	288.65	2,213.00
	Jungle Gym (plus group entrance fee p p)	2,136.00	3.60%	2,212.90	1,924.35	288.65	2,213.00
	Animals of the Amazon Exhibit (plus group entrance fee p p)	4,024.00	3.60%	4,168.86	3,625.22	543.78	4,169.00
	Open areas exceeding 20 people (plus group entrance fee p p)	1,500.00	3.60%	1,554.00	1,351.30	202.70	1,554.00
	Team building (50 people or less, per person fee)	471.00	3.60%	487.96	424.35	63.65	488.00
	Team building (51 people or more, per person fee)	404.00	3.60%	418.54	364.35	54.65	419.00
	Group entrance fee referred to, in points 3 - 11 above, per person	30.00	3.60%	31.08	27.83	4.17	32.00
	Refundable deposit	1,165.00	3.60%	1,206.94	1,049.57	157.43	1,207.00
6	ZOO ANIMAL ADOPTION						
	Individual Cat 1	314.00	-4.54%	299.74	260.87	39.13	300.00
	Individual Cat 2	576.00	-4.52%	549.96	478.26	71.74	550.00
	Individual Cat 3	1,256.00	-4.46%	1,199.98	1,043.48	156.52	1,200.00
	Corporate Cat 4	10,460.00	-4.40%	9,999.76	8,695.65	1,304.35	10,000.00
7	ADMINISTRATION FEE						
	Non-refundable Booking Administration Fee	238.00	110.00%	499.80	434.78	65.22	500.00
8	COJ AND MUNICIPAL ENTITIES						
	Discounted tariff for CoJ and Municipal Entities					20% deducted of normal fees charged	
WAIVING OF FACILITY HIRING FEES							
1	R20 000.00 and less for Parks and Open Spaces					DISCRETION OF THE EM: BUSINESS SUPPORT	
2	R20 000.00 and less for Nature Reserves and Conservation Facilities					DISCRETION OF THE EM: CONSERVATION	
3	R20 000.00 and less at the Johannesburg Zoo					DISCRETION OF THE EM: JOHANNESBURG ZOO	
4	R20 000.00 or more, (includes indigent and pauper burials)					DISCRETION OF THE MD OR MDs NOMINEE	
5	Media requests for interviews within JCPZ's Zoo, parks, cemeteries, and nature reserves.					ALL FEES WAIVED	

ANNEXURE 9

AMENDMENT OF TARIFF OF CHARGES IN RESPECT OF MISCELLANEOUS TRAFFIC RELATED SERVICES FOR PERIOD 1 JULY 2026 TO 30 JUNE 2027

In terms of Sections 17(3)(a)(ii) and 22 (a)(i) and (ii) of the Local Government Municipal Finance Management Act, 2003 (Act 56 of 2003) and Sections 21(1) and (3), 21(A) and 75A(3) and (4) of the Local Government: Municipal Systems Act, 2000 (Act 32 of 2000) as amended, it is hereby notified that the City of Johannesburg has, in terms of Sections 11(3)(i) and 75A (1) and (2) of the Local Government: Municipal Systems Act, 2000 (Act 32 of 2000) as amended, read with Section 24(2)(c)(ii) of the Local Government Municipal Finance Management Act, 2003 (Act 56 of 2003) amended its Tariff of Charges for Miscellaneous Traffic Related Services with effect from 1 July 2026.

The following charges will be effective from 1 July 2026:

	<i>Service</i>	Current Tariff	Proposed Tariff from 1 July 2026	CPI % Incr.	Proposed Tariff from 1 July 2027	Proposed Tariff from 1 July 2028
1	<p>1.1. Impounding of Vehicles for offences other than illegal dumping</p> <p>The proposed increase is in line with market related charges, cost recovery principles and is a deterrent to unlawful behaviour. In addition, this tariff is in line with the proposed tariff for the impounding of non-perishable goods (16 below).</p> <ul style="list-style-type: none"> ▪ The estimated additional revenue is, R 804 800 (2026/27), R 830 600 (2027/28) and R 857 106(2028/29). 	R3 778	R3 906	3.4%	R4 031	R4 160
2	<p><i>Storage of Impounded vehicles per 24 hours after the first 48 hours.</i></p> <ul style="list-style-type: none"> ▪ The proposed increase is a 	R157	R162	3.4%	R167	R172

	<i>Service</i>	Current Tariff	Proposed Tariff from 1 July 2026	CPI % Incr.	Proposed Tariff from 1 July 2027	Proposed Tariff from 1 July 2028
	deterrent to unlawful behaviour, and this tariff is in line with the proposed tariff for the storage of goods (17 below).					
	<ul style="list-style-type: none"> ▪ It is estimated additional income is, R 162 900 (2026/27), R 168 120 (2027/28) and R 173 500 (2028/29) 					
3(<p>Copy of a Road Traffic Accident Report</p> <ul style="list-style-type: none"> ▪ The estimated additional income is, R 458 400 (2026/27), R 473 100 (2027/28) and R 488 300 (2028/29) 	R403	R417	3.4%	R430	R444
3(Copy of Normal Accident Report Produced by the	R5 286	R5 466	3.4%	R5 641	R5 822

	<i>Service</i>	Current Tariff	Proposed Tariff from 1 July 2026	CPI % Incr.	Proposed Tariff from 1 July 2027	Proposed Tariff from 1 July 2028
	Accident Reconstruction Team (includes maximum of 25 photographs)					
	<ul style="list-style-type: none"> ▪ The purpose of this tariff is to cover the cost of supplying a professionally reconstructed accident report to a prospective claimant. ▪ This is a high-quality technical accident report that is drawn up by specially trained Metro Police Officers from the Accident Reconstruction Team. ▪ These officers who are always on standby, respond to all serious accidents and have to be paid standby allowance plus overtime payment. 					

	<i>Service</i>	Current Tariff	Proposed Tariff from 1 July 2026	CPI % Incr.	Proposed Tariff from 1 July 2027	Proposed Tariff from 1 July 2028
	<ul style="list-style-type: none"> ▪ These reconstructed accident reports are very detailed and time consuming to construct. ▪ Additional photographs should be charged for at the tariff under Item 4. 					
	<ul style="list-style-type: none"> ▪ The estimated additional income R 23 500 (2026/27), R 24 250 (2027/28) and R 25 000 (2028/29) 					
3(Provision of Accident Statistics drawn by the Accident Office, provided that the Chief of Police may in terms of section 79(16)(c) of the Local Government Ordinance, 1939 (Ordinance 17 of 1939) provide the statistics free of charge to an institution, organization, society, or club (including the State and Province)	R4 348 (per request)	R4 496 (per request)	3.4%	R4 640 (per request)	R4 788 (per request)

	<i>Service</i>	Current Tariff	Proposed Tariff from 1 July 2026	CPI % Incr.	Proposed Tariff from 1 July 2027	Proposed Tariff from 1 July 2028
	referred to in section 79(16)(a) or (b) of the ordinance.					
	<ul style="list-style-type: none"> <li data-bbox="326 789 678 1331">▪ The purpose of this tariff is to cover the costs involved in compiling and supplying accident statistics to professional bodies (e.g. consultants) and other individuals who request information of this nature. <li data-bbox="326 1377 678 1843">▪ The proposal that this tariff be levied at the discretion of the Chief of Police is made because it would not always be appropriate to levy the tariff. (e.g. Provincial Government (the provider of NATIS (National Traffic 					

	<i>Service</i>	Current Tariff	Proposed Tariff from 1 July 2026	CPI % Incr.	Proposed Tariff from 1 July 2027	Proposed Tariff from 1 July 2028
	Information System) which is used to compile accident statistics and Central Government)					
	<ul style="list-style-type: none"> ▪ It is estimated that additional income from this source will be negligible 					
4	<p>Copy of any photographs taken at the scene of an Accident</p> <ul style="list-style-type: none"> ▪ It is estimated that additional income from this source will be negligible 	R103 (per photo)	R107 (per photo)	3.4%	R110 (per photo)	R114 (per photo)
5	<p>Training of Traffic Officers (External Candidates)</p> <ul style="list-style-type: none"> ▪ The estimated additional income is R176 400 (2026/27), R182 100 (2027/28) and R185 700 (2028/29). 	R20 16 4	R20 850	3.4%	R21 5 1 7	R22 206

	<i>Service</i>	Current Tariff	Proposed Tariff from 1 July 2026	CPI % Incr.	Proposed Tariff from 1 July 2027	Proposed Tariff from 1 July 2028
6	<p>Training of Metro Police Officers (External Candidates)</p> <ul style="list-style-type: none"> ▪ This tariff incorporates the Traffic Officer training as well as the cost of the skills program. ▪ The estimated additional income is, R163 500 (2026/27), R168 800(2027/28) and R174 200 (2028/29). 	R26 262	R27 155	3.4%	R28 024	R28 921
7	<p>Traffic Metro Police Skills program (External Candidates)</p> <ul style="list-style-type: none"> ▪ The estimated additional income is, R24 600(2026/27), R25 400 (2027/28) and R26 200 (2028/29). 	R6 038	R6 243	3.4%	R6 443	R6 649
8	<p>Authorised Officer Course (Law Enforcement)</p>	R8 211	R8 490	3.4%	R8 762	R9 042

	<i>Service</i>	Current Tariff	Proposed Tariff from 1 July 2026	CPI % Incr.	Proposed Tariff from 1 July 2027	Proposed Tariff from 1 July 2028
	(External Candidates) <ul style="list-style-type: none"> ▪ The estimated additional income is, R150 500 (2026/27) R155 300 (2027/28) and R160 200 (2028/29). 					
9	Training of Traffic Wardens (Class A) (External Candidates) <ul style="list-style-type: none"> ▪ The estimated additional income is, R157 400 (2026/27) R162 400 (2027/28) and R167 600 (2028/29). 	R8 211	R8 490	3.4%	R8 762	R9 042
	Verification of qualifications of MPO's	R291	R301	3.4%	R311	R321
	Usage to the shooting range	R117	R121	3.4%	R125	R129
10	Training of Peace Officers	R1 088	R1 125	3.4%	R1 161	R1 198

	<i>Service</i>	Current Tariff	Proposed Tariff from 1 July 2026	CPI % Incr.	Proposed Tariff from 1 July 2027	Proposed Tariff from 1 July 2028
	<ul style="list-style-type: none"> ▪ The estimated additional income is, R145 900 (2026/27), R150 600 (2027/28) and R155 400 (2028/29). 					
11	<p>Driver Training (Defensive Driving) Candidate making use of own vehicle.</p> <p>Candidate making use of JMPD vehicle.</p> <ul style="list-style-type: none"> ▪ The estimated additional income is, R159 200(2026/27), R161 200 (2027/28) and R166 300 (2028/29). Other Fees for: <ul style="list-style-type: none"> ▪ Lost Vehicle Tag ▪ Lost appointment cards ▪ Duplicate Certificates 	<p>R4 528</p> <p>R6 913</p> <p>R182</p> <p>R90</p> <p>R182</p>	<p>R4 682</p> <p>R7 148</p> <p>R188</p> <p>R93</p> <p>R188</p>	<p>3.4%</p> <p>3.4%</p> <p>3.4%</p> <p>3.4%</p>	<p>R4 832</p> <p>R7 377</p> <p>R194</p> <p>R96</p> <p>R194</p>	<p>R4 987</p> <p>R7 613</p> <p>R200</p> <p>R99</p> <p>R200</p>

	<i>Service</i>	Current Tariff	Proposed Tariff from 1 July 2026	CPI % Incr.	Proposed Tariff from 1 July 2027	Proposed Tariff from 1 July 2028
12	Traffic Control – Filming on Public Roads	R1 148	R1 187	3.4%	R1 225	R1 264
	<p>All organisations – per hour or part thereof.</p> <ul style="list-style-type: none"> ▪ The estimated additional income is, R186 100 (2026/27), R192 000 (2027/28) and R198 200 (2028/29). ▪ Parking Fee Proposal For the cars that are part of the filming production (more input here) 					
13	Impounding of Goods					
	<ul style="list-style-type: none"> ▪ Perishable goods 	R1 932	R1 998	3.4%	R2 062	R2 128

	<i>Service</i>	Current Tariff	Proposed Tariff from 1 July 2026	CPI % Incr.	Proposed Tariff from 1 July 2027	Proposed Tariff from 1 July 2028
	<ul style="list-style-type: none"> ▪ Non-perishable goods (including caravans, trailers, and containers) ▪ The present tariff for the impounding of perishable goods is considered adequate. The proposed tariff for non-perishable goods is in line with the proposed tariff for the impounding of vehicles (1 above). ▪ The estimated additional income is, R163 110 (2026/27), R169 200 (2027/28) and R174 600 (2028/29). 	R3 864	R3 995	3.4%	R4 123	R4 255
14	<p>Storage of Goods per 24 hours after the first 48 hours</p> <ul style="list-style-type: none"> ▪ The tariff is in line with the proposed tariff for the storage of impounded 	R157	R163	3.4%	R168	R173

	<i>Service</i>	Current Tariff	Proposed Tariff from 1 July 2026	CPI % Incr.	Proposed Tariff from 1 July 2027	Proposed Tariff from 1 July 2028
	vehicles (Item 2 above). <ul style="list-style-type: none"> It is anticipated that additional income from this source will be negligible. 					
15	Funeral Escorts <ul style="list-style-type: none"> The estimated additional income R390 200 (2026/27), R402 700 (2027/28) and R415 600 (2028/29). 	R1 725	R1 784	3.4%	R1 841	R1 900

P/H / Sunday Rate p/h	R453	R475		R496	R518
Special Events Costing			4		
Planning Costs:			.		
<ul style="list-style-type: none"> Costing of Chief Supt. 	R456	R478	5	R499	R521
<ul style="list-style-type: none"> Costing of Supt. 	R350	R367	%	R383	R400
<ul style="list-style-type: none"> Costing of Inspector 	R267	R280		R292	R305
<ul style="list-style-type: none"> Costing of Sergeant 	R236	R247		R258	R269
<ul style="list-style-type: none"> Costing of MPO 	R227	R238	4.75	R249	R260
<ul style="list-style-type: none"> Costing of Aut. Officer 	R237	R248	%	R259	R271
			4.75		
			%		
			4.75		
			%		
			4.75		
			%		
			4.75		
			%		

	Special Events Costing Escort of Abnormal loads Costs: <ul style="list-style-type: none"> ▪ Costing of Supt. ▪ Costing of MPO 	R350 R267	R367 R280	4.75 % 4.75 % 4.75 %	R383 R292	R400 R305
	Special Events Costing Vehicles Costs: <ul style="list-style-type: none"> ▪ 2.5 Double Cab. ▪ 2.0 Sedan. ▪ 1.6 Sedan ▪ 1.3 Hatch Back ▪ Motor- Cycle ▪ 5Ton Breakdown ▪ 3Ton Breakdown ▪ Kombi <p>The estimated additional income is, R1 331 200 (2026/27), R1 390 450 (2027/28) and R1 452 300 (2028/29).</p>	R145 R173 R135 R76 R161 R259 R248 R96	R160 R190 R149 R84 R177 R285 R273 R106	10% 10% 10% 10% 10% 10% 10% 10%	R176 R209 R164 R93 R195 R314 R300 R117	R194 R230 R180 R102 R215 R345 R330 R129
17	Firearm Training Competency	New	R6 913	4.6%	R7 231	R7 556
18	By-Laws Training	New	R1 038	4.6%	R1 086	R1 135
19	Fingerprints for Vetting	New	R250	4.6%	R262	R274
20	Traffic Officer refreshment course	New	R9 620	4.6%	R10 063	R10 516
21	Miscellaneous unit standard training	New	R1 038	4.6%	R1 086	R1 135
22	Qualification certificate	New	R250	4.6%	R262	R274

23	Certificate of Attendance	New	R200	4.6%	R209	R218
24	Break down services on National Roads	New	R5 000	4.6%	R5 230	R5 466

ANNEXURE 10

AMENDMENT OF TARIFF OF CHARGES FOR EMERGENCY MANAGEMENT SERVICES FOR PERIOD 1 JULY 2026 TO 30 JUNE 2027

	DESCRIPTION OF SERVICE	TARIFF 2024/25	TARIFF 2025/26	TARIFF 2026/27
1	VEHICLE AND EQUIPMENT CHARGES			
	a. Fire appliance or specialist vehicle per hour or part thereof, for any type of callout incident.	R1 029	R1 076	R1 113
	b. Service vehicle per hour or part thereof, for any callout incident.	R401	R420	R434
	c. Fire appliance or specialised vehicle hired out for any purpose other than incident attendance per hour or part thereof (pre-contracted and paid in advance).	R1 534	R1 605	R1 660
	d. Service vehicle hired out for any purpose other than incident attendance, per hour or part thereof (pre-contracted and paid in advance).	R443	R463	R479
	e. Equipment of a general or specialised nature hired out for any purpose other than incident attendance per hour or part thereof, per item (pre-contracted and paid in advance).	R256	R268	R277
	f. Recharging of compressed air cylinders paid in advance.	R181	R189	R195
	g. Hiring of lecture / recreation facilities per day or part thereof paid in advance.	R2 524	R2 642	R2 732
	h. Service vehicle hired out for Fire Safety – Special Event standby, per	R284	R297	R307

	vehicle, per day. (Pre-contracted and paid in advance)			
2	PERSONNEL CHARGES			
	Fees charged for standby duties under 2a, b or d which is outside of normal working hours for non-shift workers i.e., between 16:00 and 7:30 Monday to Friday or on weekends including public holidays will be charged at 1.5 x fee listed under 2a, b or d. Where staff of a normally working shifts are required to attend outside of their normal shift scheduling the same principle shall apply			
	a. Officers and staff at any type of callout incident including standby duties per person, per hour or part thereof.	R482	R504	R521
	b. Officers and staff required in attendance i.r.o. hired out vehicle and / or equipment per person, per hour or part thereof (pre-contracted and paid in advanced)	R443	R463	R479
	c. Consultation fees for professional services i.r.o Disaster Management, PIER and Fire Safety per hour or part thereof	R652	R682	R705
	d. Events Medical Standby – Officers and staff required in attendance i.r.o. hired out vehicles and/or equipment per person, per hour or part thereof. (pre-contracted and paid in advance)			
	(i) Basic life support	R223	R233	R241
	(ii) Intermediate Life support	R327	R342	R354
	(iii) Advanced Life support	R569	R595	R615
	(iv) Doctor (General medical practitioner)	R909	R951	R983
	(v) Specialist Medical Practitioner	R1 278	R1 337	R1 382
	(vi) Nursing Practitioner	R541	R566	R585

3	DOCUMENTS			
	Fees payable in advance and not refundable in the event that no records are found. Requests for duplicate documentation will be charged at the same tariff as original documents.			
	a. Incident reports on request (All incident types, fire, medical special service etc. Reprint or duplicate of original as may be indicated, paid in advance)	R141	R147	R152
	b. post-incident report on request (All incident types, paid in advance). If report is less than one year	R311	R325	R336
	c. post-incident report on request (All incident types paid in advance) if report is older than one year	R845	R884	R914
	d. Provisional Fire Report requested less than one year from date of incident.	R223	R233	R240
	e. Provisional Fire Report – Requested more than year from date of incident.	R556	R582	R602
4	CONSUMABLES			
	a. Costs of all materials used plus 10% as an administration charge			
	DESCRIPTION OF SERVICE	Conditions		
5	FLAMMABLE SUBSTANCES AND DANGEROUS GOODS –ANNUAL REGISTRATIONS			
	All fees are payable in advance			
	All registration certificates and permits are renewable annually, application for renewal should be submitted 30 days before certificate/permit expiry date and the proof of payment of the applicable fee should be submitted before certificate/permit expiry date			

	<p>or certificate/permit will lapse on expiry date and restoration fee will become payable.</p>
	<p>All relevant application forms are available from the City of Johannesburg Emergency Services – Fire Safety Section (fire_safety@joburg.org.za)</p>
	<p>If a registration certificate/permit is refused, remedial steps must be taken within 14 days by the applicant in order for the re-inspection to be free of charge and to ensure the issuing of the relevant certificate or permit. Failing which, the prescribed tariff will again be payable.</p>
	<p>Premises requiring additional registrations during registered year due to alterations or additions -</p>
	<p>- If more than six months is left on the current registration, no additional registration fee is payable, only the fee applicable in 7.1 will be levied for the inspection and the original expiry date will remain, or</p>
	<p>- If less than six months is left on the current registration, an additional registration fee is payable based only on the new work, no fee applicable in 7.1 will be levied for the inspection but the original expiry date will remain.</p>
	<p>a. Inspection and issue of Registration Certificate per premises</p>

1. Bulk flammable liquids storage (CLASS 1, 2, 3)	TARIFF	TARIFF	TARIFF
	2024/25	2025/26	2026/27
170001 Litres - and above	R5 127	R5 363	R5 545
170001 Litres - 800 Kilolitre	Replaced with simplified tariff		
801 - 1600 Kilolitre	"	"	"
1601 - 2400 Kilolitre	"	"	"
2401 - 3200 Kilolitre	"	"	"
3201 - 4000 Kilolitre	"	"	"
4001 - 4800 Kilolitre	"	"	"
4801 - 6000 Kilolitre	"	"	"
6001 - 8000 Kilolitre	"	"	"
8001 - Kilolitre above	"	"	"
2. Bulk liquefied Petroleum Gas (Class 0)	TARIFF 2024/25	TARIFF 2025/26	TARIFF 2026/27
80001 Litres - and above	R4 553	R4 762	R4 924
80001 Litres - 100 Kilolitre	Replaced with one tariff	"	
101 - 150 Kilolitre	"	"	"
151 - 200 Kilolitre	"	"	"
201 - 250 Kilolitre	"	"	"
251 - 300 Kilolitre	"	"	"
301 - Kilolitre above	"	"	"
3. Restoration fee			
Restoration of lapsed registration certificate fee for bulk – fee payable for each year or part thereof that registration certificates were not renewed, plus current registration fees.	Fee equal to 1.5 times current annual fee.	Fee equal to 1.5 times current annual fee.	Fee equal to 1.5 times current annual fee.

	b. Spray painting			
	1. Per spray booth/spray room/spray cabinet	R1 009	R1 055	R1 091
		Replaced with		
	- For each subsequent Spray Booth / Spray Room additional.	one Tariff	"	"
	2. Restoration fee			
	Restoration of lapsed registration certificate fee for Spray-painting-fee payable for each year or part thereof that registration certificates were not renewed, plus current registration fee.	Fee equal to 1.5 times current annual fee.	Fee equal to 1.5 times current annual fee.	Fee equal to 1.5 times current annual fee.
	Maximum amount chargeable in terms of 5.b	1624	1699	1757
	c. The Storage Handling and use.			
	1.Liquefied Petroleum Gas (Class 0)	TARIFF 2024/25	TARIFF 2025/26	TARIFF 2026/27
	0-500 litres (0-268Kg)	R961	R1 005	R1 039
	501- 3000 litres (269Kg-1612Kg)	R1 161	R1 214	R1 255
	3001 - 67500 litres (1613Kg - 36290Kg)	R1 506	R1 575	R1 629
	67501 - 80000 litres (36291Kg - 43010Kg)	R1 788	R1 870	R1 934
	0 - 800 Litres	Replaced with	"	"
		simplified tariff	"	"
	801 -1200 Litres	"	"	"
	1201 - 3000 Litres	"	"	"
	3001- 9000 Litres	"	"	"
	9001- 67500 Litres	"	"	"
	67501 - 80 000 litres	"	"	"
	2. Flammable Liquids (Class 1, 2, 3)	TARIFF 2024/25	TARIFF 2025/26	TARIFF 2026/27
	0- 1500 Litres	R1 018	R1 065	R1 101

	1501- 3000 Litres	R1 116	R1 167	R1 207
	3001- 9000 Litres	R1 269	R1 327	R1 372
	9001- 23000 Litres	R1 394	R1 458	R1 508
	23001-46000 Litres	R1 596	R1 669	R1 727
	46001 Litres – 170 Kilolitres	R1 778	R1 860	R1 923
	3. Restoration fee			
	Restoration of lapsed registration certificate - fee payable for each year, or part thereof that registration certificate was not renewed, plus current registration fees	Fee equal to 1.5 times current annual fee.	Fee equal to 1.5 times current annual fee.	Fee equal to 1.5 times current annual fee.
	e. Inspection of Vehicle and issuing of Transport Permit of Hazardous Materials			
	1. Truck tractor only	R615	R643	R665
	2. Flammable Liquids	TARIFF 2024/25	TARIFF 2025/26	TARIFF 2026/27
	0-1500 Litres	R954	R998	R1 032
	1501-3000 Litres	R1 116	R1 167	R1 207
	3001- 9000 Litres	R1 269	R1 327	R1 372
	9001- 23000 Litres	R1 278	R1 337	R1 382
	23001 –46000 Litres	R1 703	R1 781	R1 842
	46001 Litres and above	R1 809	R1 892	R1 956
	3. Hazardous Substances	TARIFF 2024/25	TARIFF 2025/26	TARIFF 2026/27
	0- 500 kilogram	R1 001	R1 047	R1 083
	501-1500 Kilogram	R1 172	R1 226	R1 268
	1501- 3000 Kilogram	R1 333	R1 394	R1 441
	3001- 5000 Kilogram	R1 514	R1 584	R1 638
	5001-9000 Kilogram	R1 727	R1 806	R1 867
	9001 Kilogram and above	R1 899	R1 986	R2 054
	4. Restoration fee			
	Restoration of lapsed transport permit-fee payable for each year or part thereof that transport permit was not renewed plus current fees.	Fee equal to 1.5 times	Fee equal to 1.5 times annual fee.	Fee equal to 1.5 times

		annual fee.		annual fee.
	5. Duplicate certificate			
	Issuing of duplicate certificate or permit and change of details not requiring re-inspection.	R200	R209	R216
	DESCRIPTION OF SERVICE		CONDITIO NS	
6	SUPPORTING OF PLANS			
	All fees are payable in advance			
	Flammable liquids and Hazardous substances plan fees will be payable for each assessment. (i.e., Where plans are not supported, the prescribed fees will again become payable)			
	All supported flammable liquid plans qualify for two initial inspections to a maximum of 2 hours total, this may be spread over a maximum of 2 inspections, and thereafter inspection fees as per 7.1 will be applicable.			
	Building plan fees include consultations and inspections to a maximum of the number of hours in total as indicated, thereafter Consultations and Inspection Fees as per 7.1 will be applicable.			
	a. Flammable Liquids and Hazardous Substances			
	1.Liquefied Petroleum Gas (Class 0)	TARIFF 2024/25	TARIFF 2025/26	TARIFF 2026/27
	0- 800 Litres	R202	R211	R218
	801- 1200 Litres	R304	R318	R329

	1201- 3000 Litres	R385	R403	R417
	3001- 9000 Litres	R496	R613	R634
	9001- 67500 Litres	R586	R717	R741
	67501Litres- and above	R683	R682	R705
	2. Flammable Liquids (Class 1, 2, 3)			
	0- 1500 Litres	R202	R211	R218
	1501- 3000 Litres	R304	R318	R329
	3001-9000 Litres	R385	R403	R417
	9001- 23000 Litres	R496	R519	R634
	23001- 46000 Litres	R586	R613	R631
	46001 Litres - and above	R683	R714	R738
	3. Flammable Liquid Store and Spray Booth / Spray Room	R 3.89per m ²	R 4.07per m ²	R 4.21per m ²
	Minimum fee applicable to six. a.3	R620	R649	R671
	4. Site layout – piping only.	R443	R463	R479
	b. Rational Designs and Building Plans			
	1.Building Plans (Including rational design and assessments)	TARIFF 2024/25	TARIFF 2025/26	TARIFF 2026/27
	a. 1- 10000 ^{m2} (including 2 hrs consultations/inspections)	R 4.09per m ²	R 4.28per m ²	R 4.43 per m ²
	b. 10001- 15000 ^{m2} (including 2 hrs consultations/inspections)	R 3.48per m ²	R 3.64per m ²	R 3.76 per m ²
	c. 15001- 20000 ^{m2} (including 2hrs consultations/inspections)	R2.86 per m ²	R2.99 per m ²	R3.09 per m ²
	d. 20001- 25000 ^{m2} (Including 3 hrs consultations/Inspections)	R2.82 per m ²	R2.95per m ²	R3.05 per m ²
	e. 25001- 30000 ^{m2} (including 3 hrs consultations/inspections)	R2.65 per m ²	R2.77per m ²	R2,eight y-six per m ²
	f. 30001- 35000 ^{m2} (including 3 hrs consultations/inspections)	R2.47 per m ²	R2.58per m ²	R2.67 per m ²

g. 35001- 40000 ^{m2} (including 3hrs consultations / inspections)	R 2.32per m2	R 2.43per ^{m2}	R 2.51 per ^{m2}
h. 40001- 45000 ^{m2} (Including 4hrs consultations /Inspections)	R2.10per m2	R2.20per ^{m2}	R2.27 per ^{m2}
i. 45001- 50000 ^{m2} (including 4hrs consultations/ inspections)	R1.60 per ^{m2}	R1.67per ^{m2}	R1.73 per ^{m2}
j. 50001- and above ^{m2} (including 4hrs consultations/ inspections)	R1.44 per ^{m2}	R1.51per ^{m2}	R1.56 per ^{m2}
k. Minimum fee applicable to 6. b.1	R571	R597	R617
	TARIFF 2024/25	TARIFF 2025/65	TARIFF 2026/27
a. 1- 10000 ^{m2}	Tariffs now	Tariffs now	Tariffs now
	included above	included above	included above
b. 10001- 15000 ^{m2}	"	"	"
c. 15001- 20000 ^{m2}	"	"	"
d. 20001- 25000 ^{m2}	"	"	"
e. 25001- 30000 ^{m2}	"	"	"
f. 30001- 35000 ^{m2}	"	"	"
g. 35001- 40000 ^{m2}	"	"	"
h. 40001- 45000 ^{m2}	"	"	"
i. 45001- 50000 ^{m2}	"	"	"
j. 50001- and above ^{m2}	"	"	"
2. Site Development Plan	R422	R441	R456
3. Partition Layout Plan or addendum per Floor or Tenant	R422	R441	R456
4.Assessment of additional sets as previously supported	TARIFF 2024/25	TARIFF 2025/26	TARIFF 2026/27
a. Building Plans	R1 067	R1 116	R1 154
b. Rational Design	R1 554	R1 625	R1 680
5. Consultancy fees- discussions rate per hour or part thereof	Conditions		

	All fees are payable in advance. Where uncertainty exist regarding the time required for the consult, an initial fee for 1 hour will be levied, any additional fees will be payable before the release of any certificate/permit/letter.			
		TARIFF 2024/25	TARIFF 2025/26	TARIFF 2026/27
	a. Building Plans, Rational Design, Site Development plans, etc.	R652	R682	R705
	b. Rational Design	Combin ed above	Combined above	Combin ed above
	c. Site Development	Combin ed above	Combined above	Combin ed above
	6. Charges for inspection (rate per hour or part thereof)	Conditions		
	All fees are payable in advance. Where uncertainty exist regarding the time required for the inspection, an initial fee for 1 hour will be levied, any additional fees will be payable before the release of any certificate/permit/letter.			
	Where requirements are given, remedial steps must be taken within 14 days by the applicant for the re-inspection to be free of charge and to ensure the issuing of the relevant certificate/permit/letter. Failing which, the prescribed tariffs will again be payable.			
	7.1 Inspection (Per hour or part thereof)	TARIFF 2024/25	TARIFF 2025/26	TARIFF 2026/27

	a. All requested inspections relating to General work, Fireworks display or storage, Health or Business permits, Storage and use of Flammable substances and Dangerous Goods internal or external not dealt with otherwise, Fire Clearances and Certificates of Fitness etc.	R444	R464	R480
	a. General inspection requested	Tariff replaced by	Tariff replaced by	Tariff replaced by
		one tariff above	one tariff above	one tariff above
	b. Fire Works Display / Storage	"	"	"
	c. Fire safety compliance for business licence application	"	"	"
	d. Fire safety compliance for Health permit application	"	"	"
	e. Warehouses / storage of dangerous goods internal or external	"	"	"
	f. Flammable substance and dangerous goods.	"	"	"
	g. Certificate of fitness – Event venue	"	"	"
	7.2 Additional Inspection (Rate per hour or part thereof)			
	a. General Inspection	"	"	"
	b. Fire Works Display / Storage	"	"	"
	c. Business Licences	"	"	"
	d. Health permit	"	"	"
	e. Warehouse / Storage of Dangerous Goods Internal or External	"	"	"
	f. Flammable substance and Dangerous Goods	"	"	"
	g. Certificate of fitness – Event venue	"	"	"

	8. Permission to hold event/ Event certificate of fitness- Permanent and Temporary Structure			
	a. public attendance			
	1 - 1000	R787	R823	R851
	1001 - 5000	R1 040	R1 088	R1 125
	5001 - 10000	R1 313	R1 373	R1 420
	10001 - 30000	R1 575	R1 647	R1 703
	30001 - 50000	R1 837	R1 922	R1 987
	50001 - 100000	R2 102	R2 199	R2 274
	100001 - and above	R2 624	R2 745	R2 838
	9. Duplicate certificate			
	Issuing of duplicate certificate, permit, letter or change of details not requiring re-inspection for work charged for according to 7.1 or 8	R200	R209	R216
	DESCRIPTION OF SERVICE	TARIFF 2024/25	TARIFF 2025/26	TARIFF 2026/27
7	TRAINING ACADEMY			
	1. Item / Course			
	1.1. Fire extinguisher course	R770	R805	R832
	1.2. One day course	R1 243	R1 300	R1 344
	1.3. One day premium course	R2 019	R2 112	R2 184
	1.4. 3-day course	R1 576	R1 648	R1 704
	1.5. 3 Day premium course	R2 335	R2 442	R2 525
	1.6. Fire Marshal course	R1 576	R1 648	R1 704
	1.7. Fire Marshal premium course	R2 335	R2 442	R2 525
	1.8. Fire officer 1	R2 664	R2 787	R2 882
	1.9. Forty-hour course unspecified	R1 887	R1 974	R2 041
	1.10. Fire-fighter one	R17 241	R18 034	R18 647
	1.11. Fire-fighter two	R9 369	R9 800	R10 133
	1.12. Fire Instructor 1	R5 036	R5 268	R5 447
	1.13. First aid level 1	R1 716	R1 795	R1 856
	1.14. First aid level 1 premium	R2 623	R2 744	R2 837
	1.15. First aid level 2	R1 918	R2 006	R2 074
	1.16. First aid level 2 premium	R2 658	R2 780	R2 875
	1.17. First aid level 3	R4 643	R4 857	R5 022
	1.18. Occupational health and safety representative	R1 716	R1 795	R1 856

1.19. Occupational health and safety representative premium	R2 466	R2 579	R2 667
1.20. Occupational health and safety legislative	R2 422	R2 533	R2 619
1.21. HIRA	R1 946	R2 036	R2 105
1.22. HIRA premium	R2 845	R2 976	R3 077
1.23. HIV in the workplace	R1 716	R1 795	R1 856
1.24. First aid refresher course	R1 243	R1 300	R1 344
1.25. Basic ambulance assistant refresher course	NEW	NEW	R3 700
1.26. Intermediate life support refresher course	NEW	NEW	R3 700
1.27. Advanced life support paramedic refresher course	NEW	NEW	R3 700
1.28. Aviation health care provider course	R1 887	R2 729	R2 822
1.29. Self-contained breathing apparatus	R9 741	R10 189	R10 535
1.30. Hazmat operations course	R5 562	R5 818	R6 016
1.31. Hazmat Technician	R16 151	R16 894	R17 468
1.32. Hazmat Awareness	R1 887	R2 729	R2 806
1.33. Pumps course	R9 993	R10 453	R10 808
1.34. Aerial appl course	R11 460	R11 987	R12 395
1.35. Incident command course	R1 598	R1 662	R1 719
1.36. High angle 1 course	R3 421	R3 578	R3 700
1.37. High angle 2 course	R5 795	R6 062	R6 268
1.38. Introduction to motor vehicle rescue course	R1 312	R1 372	R1 419
1.39. Motor vehicle rescue course	R5 419	R5 668	R5 861
1.40 Confined space rescue course	R2 820	R2 950	R3 050
1.41. Industrial & Agric rescue	R1 464	R1 531	R1 583
1.42. Trench collapse course	R5 865	R6 135	R6 344
1.43. Skippers' licences - category R	R2 422	R2 533	R2 619
1.44. Structural collapse course	R21 520	R22 510	R23 275
1.45. Swift water rescue course	R6 307	R6 597	R6 821
1.46. Driver training course	R7 351	R7 869	R8 137
1.47 Emergency Evacuation	R1 576	R1 648	R1 704
COURSES AWAITING ACCREDITATION			

	1.48 Fire officer 2	R3 653	R3 821	R3 951
	1.49 Fire Department incident Safety Officer	R3 852	R4 029	R4 166
	1.50 Public information Officer	R1 727	R1 806	R1 867
	1.51 Fire and Life Safety Educator 1	R2 392	R2 502	R2 587
	1.52 Fire and Life Safety Educator 2	R3 122	R3 266	R3 377
	1.53 Fire investigator 1	R2 481	R2 595	R2 683
	1.54 Fire investigator 2	R2 790	R2 918	R3 017
	1.53 Training Provider	NEW	NEW	48 000
	2. Request of Information			
	a. Duplicate certificate on request. (All certificates issued departmentally, accredited training, all general certificates or permits, paid in advance)	R327	R342	R354
	DESCRIPTION OF SERVICE	Conditions		
8	General application principles			
	8.1 Rebate			
	8.1.1 If the service is used for a building used exclusively for residential purposes, (H4 only) the Executive Head may, in his / her sole discretion, limit the total amount payable in respect of 1(a), (b), 2(a), 3(a), & (b), to the maximum of R 3000,00. In addition, that further discretion, be exercised where the informal or poor areas are concerned and have the authority to cancel or reduce an account where such request is received.			
	8.1.2 The fees payable in terms of 1(a), (b), 2(a), 3(a) & (b) do not apply to veldt fires on vacant erven within the area of Jurisdiction			

<p>8.1.3 The fees payable in terms of 1(a), (b), 2(a), 3(a) & (b) apply neither to Humanitarian services, Extrication rescue, General rescue nor Animal rescue, except where extrication rescue cost on National roads can reasonably be recovered from National Department of Transport.</p>			
<p>8.2 exclusions</p>			
<p>8.2.1 In some instances a Fire Service is rendered by means of exhibits and parades at various Institutions and functions. These services are in most cases regarded as promotion, awareness, and training, thus not charged for.</p>			
<p>8.2.2 Joint exercises with other Emergency Services / Institutions are not charged.</p>			
<p>8.2.3 Incident reports, post-fire inspection reports, cause determination reports or generic inspection reports, requested and supplied to Government agencies will not be charged the tariff in terms of 3(a) -(f).</p>			
<p>8.3 hiring out of vehicle / equipment</p>			
<p>8.3.1 The Executive Head may make vehicle / equipment available for hire under condition that if required elsewhere, such vehicle / equipment be withdrawn forthwith</p>			
<p>8.3.2 The tariff under 1(c), (d), (e) & 2 (b) be paid advance before making such equipment available.</p>			
<p>8.3.3 That the prescribed indemnity etc be completed and signed.</p>			
<p>DESCRIPTION OF SERVICE</p>	<p>Conditions</p>		
<p>General application principles</p>			

	8.4 documentation / information			
	8.4.1 All duplicate certificate requests payable in advance.			
	8.5 general			
	8.5.1 All time and tariff calculations are taken from time of departure to time of return.			
	8.5.2 Discretionary or authority exercise, if any, in terms of 9.1.1 & 9.2.1 be reported to council quarterly.			
	8.5.3 Training: All courses, which are five days and longer, candidates to pay extra books and hand-outs.			
	8.5.4 Extra fees for the following:	TARIFF 2024/25	TARIFF 2025/26	TARIFF 2026/27
	a. Breakfast	R67	R69	R76
	b. Lunch	R134	R139	R153
	c. Tea / Coffee	R24	R25	R30
	8.5.5 Refunds for fees already paid for are subject to the approval of the Executive head.			
	8.5.6 Any unspecified or new training courses will be based on the market related tariffs subject to approval of the Executive Head.			
	8.5.7 Inspect of 1(c) above this service is subject to the approval of the Executive Head.			

ANNEXURE 11

AMENDMENT OF TARIFF OF CHARGES IN RESPECT OF RENTALS FOR COUNCIL OWNED RESIDENTIAL STOCK ADMINISTERED BY THE HUMAN SETTLEMENTS DEPARTMENT IN THE CITY FOR PERIOD 1 JULY 2026 TO 30 JUNE 2027

In terms of Sections 17(3)(a)(ii) and 22(a)(i) and (ii) of the Local Government: Municipal Finance Management Act, 2003 (Act 56 of 2003) and Sections 21(1) and (3), 21A and 75A(3) and (4) of the Local Government: Municipal Systems Act, 2000 (Act 32 of 2000) as amended, it is hereby notified that the City of Johannesburg has, in terms of Sections 11(3)(i) and 75A(1) and (2) of the Local Government: Municipal Systems Act, 2000 (Act 32 of 2000) as amended, read with Section 24(2)(c)(ii) of the Local Government: Municipal Finance Management Act, 2003 (Act 56 of 2003), determined its rental tariffs in respect of rentals and charges for Council owned residential stock administered by the City's Department of Human Settlements with effect from 1 July 2026.

The following tariffs will be effective as from 1 July 2026:

Rental Tariff Charges					
Rental tariffs for Human Settlements		2025/2026	2026/2027	2027/2028	2028/2029
	Typology	Current	Proposed	Proposed	Proposed
		4.60%	3.60%	3.70%	3.50%
Old Age retirement Home	Single Unit				
	Share facility	227	235	244	252
	Double Unit	455	471	489	506
	Other Typologies	Current	Proposed	Proposed	Proposed
		4.60%	3.60%	3.70%	3.50%

Flats	Bachelor	452	468	486	503
	1 Bedroom	774	802	832	861
	2 Bedroom	795	824	854	884
	3 Bedroom	971	1006	1043	1080
Duplex flats	1 Bedroom	802	831	862	892
	2 Bedroom	824	854	885	916
	3 Bedroom	1460	1513	1569	1623
Row Houses	1 Bedroom	802	831	862	892
	2 Bedroom	824	854	885	916
	3 Bedroom	1460	1513	1569	1623
Free Standing Row Houses	2 Bedroom	824	854	885	916
	3 Bedroom	1460	1513	1569	1623
Public Hostels	1 Bed	92	95	99	102
	Family units	518	537	557	576
MBV, Moth and Old, Perm building	1 Bed	184	191	198	205
Staff Hostels family units	1 Bedroom	1756	1819	1887	1953
	2 Bedroom	2299	2382	2470	2556
	3 Bedroom	2571	2664	2762	2859
Staff Hostels: Bed	Single Bed	1465	1518	1574	1629

ANNEXURE 12

AMENDMENT OF TARIFF OF CHARGES IN RESPECT OF RENTALS FOR COUNCIL OWNED RESIDENTIAL STOCK ADMINISTERED BY THE JOHANNESBURG SOCIAL HOUSING COMPANY FOR PERIOD 1 JULY 2026 TO 30 JUNE 2027

Rental/Tariffs for JOSHCO 2025/26 to 2029		Current 4,5 % Increase	5 % Increase	5 % Increase	5% Increase
Estate Details	Typology	2025/2026	2026/2027	2027/2028	2028/2029
Kliptown Square					
Subsidized (income of R1850 - R15000)	Bachelor	1200	1260	1323	1389.15
	1 Bedroom	1500	1575	1653.75	1736.43
	2 Bedroom	2300	2415	2535.75	2662.53
Unsubsidized (income above R22000)					
	2 Bedroom Loft (New Tenants & Existing Unsubsidised)	4300	4515	4740.75	4977.78
	Live Work	5200	5460	5733	6019.65

City Deep Greenfields (New)					
Income (R1850 - R6700)	1 Bedroom	900	945	992.25	1041.86
Income (R6701 - R22000)	2 Bedroom	2400	2520	2646	2778.30
Roodepoort					
Income (R1850 - R6700)	1 Bedroom	900	945	992.25	1041.86
Income (R6701 - R22000)	2 Bedroom	1400	1470	1543.50	1620.67
Pennyville					
Per Unit	3 Rooms	900	945	992.25	1041.86
Per Unit (COJ Hostel Employees)	3 Rooms	900	945	992.25	1041.86
Per Room 3 Families Sharing	Room	400	420	441	463.05
Per Room 2 Families Sharing	Room	300	315	330.75	347.28

Family Unit	2 Bedroom Flat	1900	1995	2094.75	2199.48
Bellavista New					
	2 Bedroom	4000	4200	4410	4630.50
Rental/Tariffs for JOSHCO 2025/26 to 2029					
		Current 4,5 % Increase	5 % Increase	5 % Increase	5 % Increase
Estate Details	Typology	2025/2026	2026/2027	2027/2028	2028/2029
Citrine Court					
	2 Bedroom Flat	4000	4200	4410	4630.50

	3 Bedroom Flat	4600	4830	5071.50	5325.07
Orlando (Phase 2)					
	2 Bedroom	1900	1995	2094.05	2199.48
	1 Bedroom	1500	1575	1653.75	1736.43
	Bachelor	1100	1155	1212.75	1273.38
Europa House					
	Rooms	900	945	992.25	1041.86
Raschers					
	Room Double Room	400 1600	420 1680	441 1764	463.05 1852.20
AA House					
	Rooms	900	945	992.25	1041.86
	Bachelor Flat	1100	1155	1212.75	1273.38
	1 Bedrooms Flat	1500	1575	1653.75	1736.43
	2 Bedroom Flat	1900	1995	2094.75	2199.48
Fleurhof					

	1 Bedroom	900	945	992.25	1041.86
	2 Bedroom	2200	2310	2425.50	2546.77
Fleurhof Riverside					
	1 Bedroom	900	945	992.25	1041.86
	2 Bedroom	2200	2310	2425.50	2546.77

Hoek Street					
	Room	900	945	992.25	1041.86
Phoenix house					
	room	900	945	992.25	1041.86

Rental/Tariffs for JOSHCO 2025/26 to 2029					

		Current 4,5 % Increase	5% Increase	5% Increase	5% Increase
Estate Details	Typology	2025/2026	2026/2027	2027/2028	2028/2029
Devland					
Income (R1850 - R6700)	1 bedroom	700	735	771.75	810.33
Income (R6701 - R22000)	2 bedroom	1400	1470	1543.50	1620.67
		1900	1995	2094.75	2199.48
Turffontein					
Income (R1850 - R6700)	1bed	900	945	992.25	1041.86
Income (R6701 - R22000)	2 bedroom	1700	1785	1874.25	1967.96
	communal	700	735	771.75	810.33
	2 bedroom Deluxe	2400	2520	2646	2778.30
Textile Building 125 kerk street					
	bachelor	1100	1155	1212.75	1273.38
	1 bedroom	1500	1575	1653.75	1736.43
	2 bedroom	1900	1995	2094.75	2199.48
Diamond Building 123 Kerk street					

	bachelor	1100	1155	1212.75	1273.38
	1 bedroom	1500	1575	1653.75	1736.43
	2 bedroom	1900	1995	2094.75	2199.48

Dobsonville					
Income (R1850 - R6700)	1 Bedroom	900	945	992.25	1041.86
	2 Bedroom	1900	1995	2094.75	2199.48
80 Plein Street					
Subsidized (income R1850 - R22000) = 210 units	1 Bedroom	1500	1575	1653.75	1736.43
	2 Bedroom	1900	1995	2094.75	2199.48
Unsubsidized (income above R22000 for city units)	Room	900	945	992.25	1041.86
	Bachelor	1100	1155	1212.75	1273.38
Rental/Tariffs for JOSHCO 2025/26 to 2029					
		Current 4,5% Increase	5% Increase	5% Increase	5% Increase
Estate Details	Typology	2025/2026	2026/2027	2027/2028	2028/2029
Riverside View					
	Bachelor	1200	1260	1323	1389.15
	2 Bedroom	2500	2625	2756.25	2894.06
Princess Plots					
	1 Bedroom	1000	1050	1102.50	1157.62
	2 Bedroom 40m2	2000	2100	2205	2315.25
	2 Bedroom 46m2	2850	2992.50	3142.12	3299.23
	2 Bedroom 46m2 BIC	2900	3045	3197.25	3357.11

--	--	--	--	--	--

Lufhereng Housing Project					
Income (R1850-6700)	1 bedroom	1200	1260	1323	1389.15
Income (R6701-22000)	2 Bedroom	2500	2625	2756.25	2894.06
106 Claim Street					
	Room	900	945	992.25	1041.86
Abel Street (The Ridge)					
	Bachelor	1200	1260	1323	1389.15
	1 bedroom	1500	1575	1653.75	1736.43
	Creche	3700	3885	4079.25	4283.21
Durban Street					
	Bachelor	1200	1260	1323	1389.15
Legae Roodepoort					
Income (R1850-6700)	1 bedroom	1200	1260	1323	1389.15
Income (R6701-22000)	2 Bedroom	2500	2625	2756.25	2894.06
PARKING SPACES					
80 Plein Street	Basement	200	200	200	200
Hoek Street	Basement	200	200	200	200
Kliptown Square	Open Parking	150	150	150	150
Roodepoort	Open Parking	150	150	150	150

Rental/Tariffs for JOSHCO 2025/26 to 2029					
		Current 4,5% Increase	5% Increase	5% Increase	5% Increase
Estate Details	Typology	2025/2026	2026/2027	2027/2028	2028/2029
City Deep	Open Parking	150	150	150	150
Fleurhof	Open Parking	150	150	150	150
Fleurhof Riverside	Open Parking	200	200	200	200

AA House	Basemet	200	200	200	200
Orlando Ekhaya	Open Parking	150	150	150	150
Turffontein	Open Parking	150	150	150	150
Dobsonville	Undercover	200	200	200	200
	Open Parking	150	150	150	150
COMMERCIAL TENANTING					
Union Square Commercial Spaces					
	Shop 1	7100	7875	8268.75	8682.18
	Shop 2	11200	12495	13119.75	13775.73
	Shop 3	13100	13755	14442.75	15164.88
	Shop 4	10080	10584	11113.20	11668.86
	Shop 5	5500	5775	6063.75	6366.93
	Shop 6	7100	7455	7827.75	8219.13
	Shop 7	8300	8715	9150.75	9608.28
	Shop 8	5700	5985	6284.25	6598.46
	Shop 9	5300	5565	5843.25	6135.41
	Shop 10	54600	57330	60196.50	63206.32
Booyens Place					
	Office 22	13100	13755	14442.75	15164.88
	Shop 102	9600	10080	10584	11113.20
	Shop 104	5500	5775	6063.75	6366.93
	Shop 105	7100	7455	7827.55	8219.13
	Shop 106	8300	8715	9150.75	9608.28
	Shop 107	5700	5985	6284.25	6598.46
	Shop 108	5300	5565	5843.25	6135.41
	Shop 109	54600	57330	60196.50	63206.32
	Shop 110	6100	6405	6725.25	7061.51
	Shop 112	6500	6825	7166.25	7524.56

Rental/Tariffs for JOSHCO 2025/26 to 2029					
		Current 4,5% Increase	5% Increase	5% Increase	5% Increase
Estate Details	Typology	2025/2026	2026/2027	2027/2028	2028/2029
NBS					
	Storage Basement	17800	18690	19624.50	20605.72
	Shop 1	55000	57750	60637.50	63669.37
	Shop 2	1900	1995	2094.75	2199.48
	Shop 3	62600	65730	69016.50	72463.32
	Shop 4	23500	24675	25908.75	27204.18
	Shop 5 (antenna)	11800	12390	13009.50	13659.97
	Shop 6 (antenna)	11800	12390	13009.50	13659.97
Raschers					
	Shop 1	4800	5040	5292	5556.60
	Shop 2	10700	11235	11796.75	12386.58
	Shop 3	10900	11445	12017.25	12616.11
	Shop 4	6600	6930	7276.50	7640.32
23 Kerk Street					
	Shop 1	8400	8820	9261	9724.05
	Shop 2	8000	8820	9261	9724.95
	Shop 3	8400	8820	9261	9724.05
25 Kerk Street (Textile)					
	Shop 1	3500	3675	3858.75	4051.63
	Shop 2	15800	16700	17700	18800
	Shop 3	13700	14385	15104.25	15859.46
	Shop 4	13600	14280	14994	15743.70
	Shop 5	20100	21105	22160.25	23268.26

	Shop 6	5200	5460	5733	6019.65
	Shop 7	5200	5460	5733	6019.65
	Shop 8	26700	28035	29436.75	30908.58
	Outdoor Advert Site	17100	17955	18852.75	19795.38

Rental/Tariffs for JOSHCO 2025/26 to 2029					
		Current 4,5% Increase	5% Increase	5% Increase	5,% Increase
Estate Details	Typology	2025/2026	2026/2027	2027/2028	2028/2029
16 Wolmarans (283)					
	Shop 01	7600	7980	8379	8797.95
	Shop 2	9000	9450	9922.50	10418.62
	Shop 03	9800	10290	10804.50	11344.72
	Shop 04 (student TV Room)	0	0	0	0
	Shop 05	9500	9975	10473.75	10997.43
AA House Retail					
	Shop 1	6100	6405	6725.25	7061.51
	Shop 2	8200	8610	9040.50	9492.52
	Shop 3	10600	11130	11686.50	12270.82
	Shop 4	11000	11550	12127.50	12733.87
	Shop 5	19000	19950	20947.50	21994.87
	Shop 6	7300	7665	8048.25	8450.66
	Shop 7	9500	9975	10473.75	10997.43
	Shop 8	10600	11130	11686.50	12270.82
	Shop 9	10600	11130	11686.50	12270.82
	Shop 10	11000	11550	12127.50	12733.87

	Shop 11	8200	8610	9040.50	9492.52
106 Claim Retail	Shop 1	1920	2016	2116.80	2222.64
	Shop 2	11560	12138	12744.90	13382.14
	Shop 3	18320	19236	20197.80	21207.69
	Shop 4	38911.2 5	40856.81	42899.63	45044.63
	Shop 5	19690	20674.50	21708.22	22793.63
PENSIONERS					
All Pensioners at SHRA and City own Projects	Pensioners	500	500	500	500

ANNEXURE 13

AMENDMENT OF TARIFF OF CHARGES IN RESPECT OF METROPOLITAN BUS SERVICES FARES FOR PERIOD 1 JULY 2026 TO 30 JUNE 2027

In terms of Sections 17(3)(a)(ii) and 22(a)(i) and (ii) of the Local Government: Municipal Finance Management Act, 2003 (Act 56 of 2003) and Sections 21(1) and (3), 21A and 75A(3) and (4) of the Local Government: Municipal Systems Act, 2000 (Act 32 of 2000) as amended, it is hereby notified that the City of Johannesburg has, in terms of Sections 11(3)(i) and 75A(1) and (2) of the Local Government: Municipal Systems Act, 2000 (Act 32 of 2000) as amended, read with Section 24(2)(c)(ii) of the Local Government: Municipal Financial Management Act, 2003 (Act 56 of 2003), amended its Tariff of Charges for Johannesburg Metropolitan Bus Services METROBUS Fares with effect on 1 July 2026.

Current fares (2025/26) and proposed fares (2026/27)

Distance	Current fares 2025/26	Proposed fares 2026/27
Less than 5km	R12.20	R12.60
Between 5.1km to 10km	R14.40	R14.90
Between 10.1km to 15km	R17.30	R17.90
Between 15.1km to 20km	R20.80	R21.50
Between 20.1km to 25km	R24.10	R25.00
Between 25.1km to 30km	R25.90	R26.80
Between 30.1km to 35km	R28.40	R29.30
Between 35.1km to 40km	R30.50	R31.50

Percentage discount applicable to concession cards holders

Description	Discount Applicable	Discount Proposed (to remain unchanged)
Adult	–	–
People with disability	50% off the adult price tag	50% off the adult price tag
Pensioners	50% off the adult price tag	50% off the adult price tag
Scholars	30% off the adult price tag	30% off the adult price tag
Metrobus Employees	100% off using the Metrobus staff card	100% off using the Metrobus staff card
Law Enforcement officers (SAPS, SANDF, JMPD)	100% off using the SAPS, SANDF, JMPD staff card	100% off using the SAPS, SANDF, JMPD staff card

Penalty fee, Penalty from inspection and smart card price

Description	Price
Penalty	R31.50
Penalty at inspection	R200
Smart card	R35

ANNEXURE 14

AMENDMENT OF TARIFF OF CHARGES IN RESPECT OF REA VAYA BRT FARES FOR PERIOD 1 JULY 2026 TO 30 JUNE 2027

In terms of Sections 17(3)(a)(ii) and 22(a)(i) and (ii) of the Local Government: Municipal Finance Management Act, 2003 (Act 56 of 2003) and Sections 21(1) and (3), 21A and 75A(3) and (4) of the Local Government: Municipal Systems Act, 2000 (Act 32 of 2000) as amended, it is hereby notified that the City of Johannesburg has, in terms of Sections 11(3)(i) and 75A(1) and (2) of the Local Government: Municipal Systems Act, 2000 (Act 32 of 2000) as amended, read with Section 24(2)(c)(ii) of the Local Government: Municipal Financial Management Act, 2003 (Act 56 of 2003), amended its Tariff of Charges for Rea Vaya BRT Fares with effect on 1 July 2026.

Non-frequent user fares

Rea Vaya Journey Length	2026/27 Proposed Fares	
	Peak Fares	Off Peak Fares
Less than 5km (Minimum Fare)	R11.50	R10.00
More than 5km but less than and equals to 10km	R14.50	R13.00
More than 10km but less than and equals to 15km	R17.00	R15.00
More than 15km but less than and equals to 25km	R19.50	R17.50
More the 25km but less than 35km	R21.50	R19.50
More than 35km but less than 45km	R22.50	R20.50
More than 45km (Maximum fare)	R28.50	R26.50

Penalty fees

Type of Penalty	Fee
Penalty from transaction	R30.00
Penalty from inspection	R60.00

Fare media fees

Type of card	Fee
Ci-purse card	R30.00
QR Code for Single Use	R30.00

ANNEXURE 15

AMENDMENT OF TARIFF OF CHARGES FOR ENVIRONMENTAL HEALTH SERVICES FOR PERIOD 1 JULY 2026 TO 30 JUNE 2027

In terms of Sections 17(3)(a)(ii) and 22(a)(i) and (ii) of the Local Government : Municipal Finance Management Act, 2003, (Act 56 of 2003) and Sections 21, 21A (1) and 75A(3)(a)(b) and (c) of the Local Government Municipal Systems Act, 2000 (Act 32 of 2000) as amended, it is hereby notified that the City of Johannesburg has in terms of Sections 11(3)(i) and 75A(1) and (2) of the Local Government: Municipal Systems Act 2000 (Act 32 of 2000), as amended, read with Section 24(2)(c)(ii) of the Local Government : Municipal Finance Management Act, 2003 (Act 56 of 2003), amended its Tariffs of Charges for Environmental Health Services with effect from 1 July 2026.

The following charges shall be effective from 1 July 2026.

Service	Recommended Tariff
1 Application to conduct a business of:	R
(a) Food from a fixed premises	1,153,69
(b) Vending Food	371,45
(c) Escort agencies, night clubs, massage parlours and adult clubs	5,734,00
(d) Other licences in terms of Schedule 1 of the Act	1,153,69
2 Issuing of a duplicate licence	195,37
3 The provision of reasons by the Licensing Authority	371,45

Service	Recommended Tariff
4 Amendment of a License issued	195,37
5 Amendment of a condition on the endorsements to an issued licence	264,44
6 Copies of a document per page (A4)	2,65
7 Re-inspection of a food premises for the removal of a prohibition	1,834,73
8 Issuing of an export certificate for foodstuffs	1,834,73
9 Sampling and analysis of Bore-holes intended for human consumption	1,834,73
10 Sampling and analysis of a communal swimming pool	726.90
11 Issuing of a permit for a service to remove human excrement	1,121,64
12 Issuing of a permit for the installation of a sewer works	1,121,64
13 Issuing of a permit for the conducting of an offensive trade	1,121,64
14 Issuing of a permit for the conducting of a hairdressing, beauty and/or cosmetology service	1,121,64
15 Issuing of a permit for the conducting of an informal hairdressing, beauty and/or cosmetology service	371,45
16 Issuing of a permit to conduct an accommodation establishment	1,894,91

17 Issuing of a permit to conduct a nursing home used for maternity, medical and surgical purposes	4,7151,91
18 Issuing of a permit to conduct a child care service	1,121,64
19 Issuing of a permit for the keeping of poultry	1,121,64

Service	Recommended Tariff
20 Issuing of a permit for the keeping of rabbits	1,121,64
21 Issuing of a permit to conduct a dog kennel or cattery	1,121,64
22 Issuing of a permit to keep a dangerous animal	1,121,64
23 Issuing of a permit to keep bees	1,121,64
24 Issuing of a permit to conduct a Children's Home	1,121,64
25 Impoundment of Cattle, Horses, Mules, Donkeys and other large Animals	439,78
26 Impoundment of Dogs, cats and other small pets	234,36
27 Impoundment of Goats, Sheep and other similar sized Animals	348,40
28 Impoundment of Pigs	281,97
29 Impoundment of Poultry	181,73
30 Impoundment of Wild Animals	432,37
31 Daily Holding Tariff for Cattle, Horses, Mules, Donkeys and other large Animals	166,63
32 Daily Holding Tariff for Dogs, Cats and other small Pets	129,08
33 Daily Holding Tariff for Goats, Sheep and other similar sized Animals	129,08
34 Daily Holding Tariff for Pigs	129,08
35 Daily Holding Tariff for Poultry	106,54
36 Daily Holding Tariff for Wild Animals	181,73
37 Issuing of Destruction of Food Certificates	1,121,64

38 Vacant properties – Per transaction after referral to contractor for cleaning where owner has failed to adhere to notice.	1,523,08
39 Erection of “no dumping” signs	4,504,11
40 Issuing of a permit to keep dogs	1,121,64
41 Issuing of a permit to keep cats	1,121,64
42 Issuing of a permit to introduce Milk and/or Milk products into the Municipal area for human consumption	1,121,64
43 Cutting of grass, undergrowth, weeds, and/or vegetation to a maximum height of 150mm above ground level per m2, which shall include the shredding of grass to the satisfaction of the Council	1,24 per m2
44 Cutting of reeds to a maximum height of 150mm above ground level per m2, which shall include the shredding or removal thereof to the satisfaction of the Council.	11,79 per m2
45 Pruning of a tree, which shall include the removal of the resultant spoils to the satisfaction of the Council.	788,28 per tree
46 Cutting of a tree to ground level, which shall include the removal of the resultant spoils to the satisfaction of the Council.	9,578,46 per tree
47 Cutting of shrubs to ground level, which shall include the removal of the resultant spoils to the satisfaction of the Council.	189,22 per shrub
48 Removal of waste material to the satisfaction of the Council per 1000 kg or part thereof	684,64 kg or part thereof
49 Cutting of grass, undergrowth, weeds, and/or vegetation to a maximum height of 150mm above ground level, which shall include the	

shredding of grass and the removal of waste material to the satisfaction of the Council at vacant stands as indicated below:	
Property size of 0 – 499m2 including up to 2000kg waste	
Property size of 500 – 999m2 including up to 2000kg waste	2,024,26
Property size of 1000 – 1999m2 including up to 2000kg waste	2,685,49
Property size of 2000 – 2999m2 including up to 2000kg waste	3,973,34
Property size of 3000 – 4000m2 including up to 2000kg waste	
Removal of waste in excess of 2000Kg on any of the above properties to be done on quotation basis ito Item 48 above.	4,814,79
Properties exceeding 4000m2 to be cleaned ito Items 43 and 48 above	5,057,08

ANNEXURE 16

AMENDMENT OF TARIFF OF CHARGES FOR ISSUING OF CERTIFICATES AND FURNISHING OF INFORMATION: VALUATION SERVICES FOR PERIOD 1 JULY 2026 TO 30 JUNE 2027

In terms of Sections 17(3)a(ii) and 22(a)(i) and (ii) of the Local Government: municipal Finance Management Act, 2003 (Act 56 of 2003) and the Sections 21(1) and 3(), 21a and 75a(3) and (4) of the Local Government: Systems Act 2000 (act 32 of 2000) as amended it is hereby notified that the City of Johannesburg has, in terms of 11(3)(i) and 75A(1) and (2) of the Local Government: Municipal Systems Act 200 (Act32 of 2000) as amended, read with section 24(2)(c)(ii) of the Local Government: Municipal Finance Management Act, 2003 (Act 56 of 2003), as amended. its Tariff of Charges for the Issuing of Certificates and the Furnishing of Information: Valuation Services as set out in Annexure A to the report, with effect from 1 July 2026.

	TYPE OF INFORMATION	APPROVED TARIFFS 2025/2026	PROPOSED TARIFFS 2026/2027
a)	Certificate stating the municipal valuation of a property	R 56.17 per stand or part thereof	R 58.08 per stand or part thereof
b)	Extract per township	R2.52 per entry	R2.60 per entry
c)	Sale of property register on compact disk	R 20,000.00	R 20,000.00
d)	Sale of a portion of the property register on compact disk.	A standard fee of R 237.25 plus 60c per entry	A standard fee of R 245.32 plus 62c per entry
e)	Written reasons Municipal Valuers Decisions	A standard fee of R 546.43	A standard fee of R 565.01

ANNEXURE 17

AMENDMENT OF TARIFF OF CHARGES FOR THE DELIVERY OF PRE-TERMINATION NOTICES FOR PERIOD 1 JULY 2026 TO 30 JUNE 2027

In terms of Sections 17(3)a(ii) and 22(a)(i) and (ii) of the Local Government : Municipal Finance Management Act, 2003 (Act 56 of 2003) read with Sections 21 and, 21A(1) and (2) of the Local Government : Systems Act 2000 (act 32 of 2000) as amended; and also in terms of 11(3)(i) and 75A(1) and (2) of the Local Government : Municipal Systems Act 2000 (Act 32 of 2000) as amended, read with section 16 of the Local Government : Municipal Finance Management Act, 2003 (Act 56 of 2003), as amended it is hereby notified that the City of Johannesburg declares its intention to amend its fees for a pre-termination notice with effect from 1 July 2026.

The following tariffs shall be effective from 1 July 2026:

Fees payable in respect of the delivery of the "pre" termination notice	R330.30 (Ext Vat)
---	-------------------

ANNEXURE 18

AMENDMENT OF TARIFF OF CHARGES FOR THE DELIVERY OF FINAL NOTICES FOR PERIOD 1 JULY 2026 TO 30 JUNE 2027

In terms of Sections 17(3)a(ii) and 22(a)(i) and (ii) of the Local Government : Municipal Finance Management Act, 2003 (Act 56 of 2003) read with Sections 21 and, 21A(1) and (2) of the Local Government : Systems Act 2000 (act 32 of 2000) as amended; and also in terms of 11(3)(i) and 75A(1) and (2) of the Local Government : Municipal Systems Act 2000 (Act 32 of 2000) as amended, read with section 16 of the Local Government : Municipal Finance Management Act, 2003 (Act 56 of 2003), as amended it is hereby notified that the City of Johannesburg declares its intention to amend its fees for a final notice with effect from 1 July 2026

The following tariffs shall be effective from 1 July 2026

Fees payable in respect of the delivery of the Final notice	R215.12 (Excl. Vat)
---	---------------------

ANNEXURE 19

AMENDMENT OF TARIFF OF CHARGES FOR DISHONOURED PAYMENTS FOR PERIOD 1 JULY 2026 TO 30 JUNE 2027

In terms of Sections 17(3)a(ii) and 22(a)(i) and (ii) of the Local Government: Municipal Finance Management Act, 2003 (Act 56 of 2003) read with Sections 21 and, 21A(1) and (2) of the Local Government : Systems Act 2000 (act 32 of 2000) as amended; and also in terms of 11(3)(i) and 75A(1) and (2) of the Local Government : Municipal Systems Act 200 (Act 32 of 2000) as amended, read with section 16 of the Local Government: Municipal Finance Management Act, 2003 (Act 56 of 2003), as amended it is hereby notified that the City of Johannesburg declares its intention to amend its Tariff of Charges for Dishonoured Payments with effect from 1 July 2026.

The following tariffs shall be effective from 1 July 2026

Fees Payable in respect of any dishonoured bank payments (Debit Order)	R453.87 (Excl. Vat) per transaction
--	-------------------------------------

ANNEXURE 20

AMENDMENT OF TARIFF OF CHARGES FOR ISSUING OF CLEARANCE CERTIFICATES FOR PERIOD 1 JULY 2026 TO 30 JUNE 2027

In terms of Sections 17(3)a(ii) and 22(a)(i) and (ii) of the Local Government : Municipal Finance Management Act, 2003 (Act 56 of 2003) read with Sections 21 and, 21A(1) and (2) of the Local Government : Systems Act 2000 (act 32 of 2000) as amended; and also in terms of 11(3)(i) and 75A(1) and (2) of the Local Government : Municipal Systems Act 2000 (Act 32 of 2000) as amended, read with section 16 of the Local Government : Municipal Finance Management Act, 2003 (Act 56 of 2003), as amended it is hereby notified that the City of Johannesburg declares its intention to amend its fees for a Clearance and Certificate administration fee with effect from 1 July 2026.

The following tariffs shall be effective from 1 July 2026:

Fees Payable in respect of Clearance admin and certificate fees.	This amount should be increased by projected inflation. Therefore, the tariffs for the financial year 2026 / 2027 will be increased as follows: Manual clearance figure application: R239.68 (Excl Vat) Manual printing of clearance certificate: R121.06 Excl Vat) Electronic figure application: R62.97 (Excl Vat) Electronic printing of clearance certificate: R44.13 (Excl Vat)
--	---

ANNEXURE 21

AMENDMENT OF TARIFF OF CHARGES FOR ISSUING OF CERTIFICATES AND FURNISHING OF INFORMATION BY THE CITY OF JOHANNESBURG LEGISLATURE FOR PERIOD 1 JULY 2026 TO 30 JUNE 2027

The following tariffs shall be effective from 1 July 2026:

No	Certificate or Information Needed	Tariff 2025	Increase 3.4%	New Tariff 2026
1	A complete copy of an agenda of one meeting of the Planning Committee (Former Town Planning Tribunal)	R11,93	R0,41	R12,34
2	A complete copy of the minutes of proceedings of one meeting of the Planning Committee (former Town Planning Tribunal)	R4,09	R0,14	R4,23
3	A complete set of agendas of the Planning Committee (former Town Planning Tribunal) for one Calendar Year	R289,16	R9,83	R298,99
4	A complete set of the minutes of proceedings of the Planning Committee (Former Town Planning Tribunal) for one calendar year	R98,92	R3,36	R102,28
5	For each folio containing an extract from the agenda and minutes of the proceedings of the Planning Committee	R19,68	R0,67	R20,35

	(former Town Planning Tribunal)			
6	For each A4 copy or folio containing an extract from an agenda or minutes of the Council of the Mayoral Committee or any other committees of the Council or from any other document or containing any other information	R1,92	R0,07	R1,99

No	Certificate or Information Needed	Tariff 2025	Increase 3.4%	New Tariff 2026
7	A complete copy of an agenda of one meeting of a Section 79	R4,59	R0,16	R4,75
8	A copy of the minutes of proceedings of one meeting of Section 79 Committee	R2,20	R0,07	R2,27
9	A complete set of agendas of any Section 79 for one calendar year	R54,80	R1,86	R56,66
10	A complete set of the minutes of proceedings of a Section 79 Committee for one calendar year	R27,60	R0,94	R28,54
11	Mayoral Committee agenda per set	R12,04	R0,41	R12,45
12	Mayoral Committee minutes per set	R4,16	R0,14	R4,30

13	Complete individual copies and agenda of Council meetings	R6,09	R0,21	R6,30
14	Complete individual copies of minutes of proceedings of Council meetings	R27,01	R0,92	R27,93
15	Complete set of agenda and minutes of proceedings of Council	R27,01	R0,92	R27,93
16	Extract from agenda and minutes of proceedings of the Council – for every folio or part thereof	R92,95	R3,16	R96,11
17	For any set of By-laws amendment thereto, per folio	R4,79	R0,16	R4,95

ANNEXURE 22

AMENDMENT OF TARIFF OF CHARGES FOR JOHANNESBURG INTERNATIONAL TRANSPORT INTERCHANGE FOR PERIOD 1 JULY 2026 TO 30 JUNE 2027

In terms of Sections 17(3)(a)(ii) and 22(a)(i) and (ii) of the Local Government: Municipal Finance Management Act, 2003 (Act 56 of 2003) and Sections 21(1) and (3), 21A and 75A(3) and (4) of the Local Government: Municipal Systems Act, 2000 (Act 32 of 2000) as amended, it is hereby notified that the City of Johannesburg has, in terms of Sections 11(3)(i) and 75A(1) and (2) of the Local Government: Municipal Systems Act, 2000 (Act 32 of 2000) as amended, read with Section 24(2)(c)(ii) of the Local Government: Municipal Financial Management Act, 2003 (Act 56 of 2003), proposed tariffs for the Johannesburg International Transport Interchange with effect on 1 July 2026.

JITI bus and taxi tariffs


Description	Proposed tariffs
Bus ranking	R570 per hour
Minibus ranking	R7.00 per 15 minutes
Minibus holding	R7.00 per hour
Metered taxi parking	R5.00 per 15 minutes

JITI retail, office, and storage tariffs

Description	Proposed tariffs per m ²
Retail rentals	R295
Office rentals	R155
Storage rentals	R90

ANNEXURE 23


AMENDMENT OF TARIFF OF CHARGES FOR LIBRARY AND INFORMATION SERVICES; ARTS, CULTURE AND HERITAGE SERVICES; AND SPORTS FACILITIES, RECREATION CENTRES AND SWIMMING POOLS FOR PERIOD 1 JULY 2026 TO 30 JUNE 2027

SCHEDULE OF CHARGES : ANNEXURE A					
	COMMUNITY DEVELOPMENT LIBRARY AND INFORMATION SERVICES				
		2025-26 (ZAR)	2026-27 (ZAR)	2027-28 (ZAR)	2028-29 (ZAR)
1	MEMBERSHIP CHARGES				
1.1	ELECTRONIC USER SERVICES Any person who wishes to ONLY use the electronic services/resources of the Library ; This user category may not borrow any library materials.	Free	Free	Free	Free
1.2	BASIC LENDING SERVICES				
1.2.1	RESIDENTS Any person who resides in or is employed in or attends school within the City of Johannesburg. (Adults, Senior Citizens & Students: Maximum of 6 books/single music scores of which a maximum of 4 single music scores may be included. Children, Teenagers & Young Adults: Maximum of 4 books)				
	Adults (18-59 years of age)	Free	Free	Free	Free
	Senior citizens (including pensioners) (60 years and older) and Disabled persons	Free	Free	Free	Free
	Students (18 years and older, attending a tertiary educational institution)	Free	Free	Free	Free
	Children (Under 13 years of age)	Free	Free	Free	Free
	Teenagers & Young Adults (13-17 years of age)	Free	Free	Free	Free
1.2.2	NON-RESIDENTS Any person who is not resident in or employed in or studying within the City of Johannesburg (Annual tariff. Maximum of 4 books only)				
	Adults (18-59 years of age)	229	237	246	254
	Senior citizens (including pensioners) (60 years and older) and Disabled persons	219	227	236	244
1.2.3	VISITORS Any person who is residing, working or studying within the City of Johannesburg for a period not exceeding 12 months. (Annual tariff per book. Maximum of 2 books only)				
	Adults (18-59 years of age) per book	379	393	407	421
	Children (Under 13 years of age) per book	227	236	244	253
	Teenagers or Young Adults (13-17 years of age) per book	227	236	244	253
	Students (18 years and older, attending a tertiary or pre-tertiary educational institution)	227	236	244	253
	Senior citizens (including pensioners) (60 years and older) and Disabled persons	29	30	31	33
1.2.4	ORGANISATIONS (Annual tariff. Maximum of 10 books/single music scores)				
	Profit (commercial) organisations	1,149	1,190	1,234	1,278
	Non-profit (including professional) organisations	Free	Free	Free	Free
	Schools (per class)	Free	Free	Free	Free


1.3	VALUE-ADDED SERVICES				
1.3.1	AUDIOVISUAL MATERIALS / STUDENT SERVICES This service is available for Residents and Organisations only ; It is not available for Non-residents and Visitors. (Annual tariff. Maximum of 3 audiovisual items)				
1.3.1.1	RESIDENTS				
	Adults (18-59 years of age):	227	236	244	253
	Students (18 years and older, attending a tertiary educational institution)	227	236	244	253
	Senior citizens (including pensioners) (60 years and older) and disabled persons	110	114	119	123
1.3.1.2	ORGANISATIONS (Annual tariff. Maximum of 3 audiovisual items)				
	Profit (commercial) organisations	1,149	1,190	1,234	1,278
	Non-profit (including professional) organisations	386	400	414	429
	Schools	386	400	414	429
1.3.2	ORCHESTRAL MUSIC AND BULK VOCAL SCORES (Annual tariff plus separate handling fee per set. Maximum of 4 sets of bulk vocal scores and 6 orchestral sets)				
	Profit (commercial) organisations	1,403	1,454	1,507	1,560
	Non-profit (including professional) organizations	481	499	517	535
	Schools	481	499	517	535
	Handling fee (per orchestral set / bulk vocal title set)	605	627	650	673
	Handling fee (per orchestral set / bulk vocal title set) – Non-profit organisations and Schools	382	395	410	424
1.3.3	CUSTOMISED INFORMATION PACKAGES (Tariff applicable to type of package ; Any printing or photocopying will incur additional charges at the scheduled tariff)				
1.3.3.1	Standard Information pack e.g. simple research / compilation of information	126	131	136	141
1.3.3.2	Advanced Research Pack e.g. Research using multiple sources from Special Collections, tracking information	379	393	407	422
1.3.3.3	Additional service charge for international user	-	630	653	676
1.3.4	LITERACY SERVICES TO SMALL BUSINESSES				
	Level 1 (per person)	749	776	804	833
	Level 2 (per person)	629	652	676	699
	Level 3 (per person)	500	518	537	556
	Level 4 (per person)	378	391	406	420
2	LIBRARY MATERIAL CHARGES				
2.1	OVERDUE ITEMS				
	Per item per week or part thereof	8	8	8	9
	(Up to a maximum per item) 8 weeks	61	64	66	69
2.2	RESERVATIONS				
	Per title in advance (non-refundable)	13	13	14	14
2.3	INTER-LIBRARY LOANS				
	Per request in advance (non-refundable)				
	PLUS reservation fee per title in advance (non-refundable)	23	23	24	25


3	LIBRARY MATERIAL LOST OR DAMAGED				
3.1	LOST LIBRARY MATERIAL (Purchase price for library material plus administrative charge)	As per Tariff Schedule Annexure B	As per Tariff Schedule Annexure B	As per Tariff Schedule Annexure B	As per Tariff Schedule Annexure B
3.2	DAMAGED LIBRARY MATERIAL				
	Binders charge per book	102	106	110	114
	Other minor damage	41	43	44	46
	Inrepairable damage (Price for substitute / replacement copy)	As per Tariff Schedule Annexure B	As per Tariff Schedule Annexure B	As per Tariff Schedule Annexure B	As per Tariff Schedule Annexure B
3.3	LIBRARY MEMBERSHIP CARD (non-refundable)	47	48	50	52
3.4	BAGGAGE COUNTER TOKENS	47	48	50	52
3.5	LOCKER KEYS	47	48	50	52
4	PHOTOCOPY / PRINTING CHARGES				
4.1	A4 COPIES				
4.1.1	A4 grey scale copies per page	2	2	2	2
4.1.2	A4 colour copies per page	10	11	11	12
4.2	A3 COPIES				
4.2.1	A3 grey scale copies per page	4	4	4	5
4.2.2	A3 colour copies per page	20	22	23	24
4.3	PC PRINTOUT COPIES PER PAGE				
4.3.1	Text only (grey scale)	2	2	2	2
4.3.2	Text and graphics (grey scale)	3	3	3	3
4.3.3	Colour	18	18	19	20
4.4	MICROFORM READER COPIES PER PAGE	8	8	9	9
5	SCANNED DOCUMENTS Scanning to user-supplied memory device (Service available at selected libraries)				
5.1	INDIVIDUAL USE				
5.1.1	A4 Scan per page First 10 Pages	Free	Free	Free	Free
	More than 10 pages (per page) A4 Grey Scale and Colour	1	1	1	1
	More than 10 pages (per page) A3 Grey Scale and Colour	2	2	2	2
5.2	BUSINESS/CORPORATE USE				
5.2.1	A4 Scan per page	1	1	1	1
5.2.2	A3 Scan per page	2	2	2	2
6	PHOTOGRAPHING OF LIBRARY MATERIALS (Charges per hour or part thereof)				
6.1	Professional photographers (Charges per hour or part thereof)	601	623	646	668
6.2	Research workers (Charges per hour or part thereof)	215	223	231	240
6.3	Additional service charge for international user	-	630	653	676


7	HIRING OF AUDITORIUM / THEATRE (Use restricted to normal library hours and activities relating to library services, educational support, cultural enrichment and constructive leisure and recreation) (Charges per 8-hour period or part thereof)				
7.1	Organisations supporting or promoting library activities and services	Free	Free	Free	Free
7.2	Profit (commercial) organisations	9,361	9,698	10,057	10,403
	Plus Refundable deposit for venue hire	In line with managing risk	In line with managing risk	In line with managing risk	In line with managing risk
	Hire of audiovisual equipment	1,264	1,310	1,358	1,406
	Plus Refundable deposit for Hire of audiovisual equipment	1,264	1,310	1,358	1,406
7.3	Non-profit organisations	4,680	4,848	5,028	5,204
	Plus Refundable deposit for venue hire	In line with managing risk	In line with managing risk	In line with managing risk	In line with managing risk
	Hire of audiovisual equipment	632	655	679	703
	Plus Refundable deposit for Hire of audiovisual equipment	632	655	679	703
8	HIRING OF LECTURE / TRAINING ROOM (Use restricted to normal library hours and activities relating to library services, educational support, cultural enrichment and constructive leisure and recreation) (Charges per 8-hour period or part thereof)				
8.1	Organisations supporting or promoting library activities and services	Free	Free	Free	Free
8.2	Profit (commercial) organisations	1,064	1,102	1,143	1,183
	Plus Refundable deposit for venue hire	In line with managing risk	In line with managing risk	In line with managing risk	In line with managing risk
	Hire of audiovisual equipment	1,264	1,310	1,358	1,406
	Plus Refundable deposit for Hire of audiovisual equipment	1,264	1,310	1,358	1,406
8.3	Non-profit (including professional) organisations	707	733	760	787
	Plus Refundable deposit for venue hire	In line with managing risk	In line with managing risk	In line with managing risk	In line with managing risk
	Hire of audiovisual equipment	884	916	950	983
	Plus Refundable deposit for Hire of audiovisual equipment	632	655	679	703
9	HIRING OF ACTIVITY ROOM / LIBRARY SPACE (Use restricted to normal library hours and activities relating to library services, educational support, cultural enrichment and constructive leisure and recreation) (Charges per 8-hour period or part thereof)				
9.1	Organisations supporting or promoting library activities and services	Free	Free	Free	Free
9.2	Profit (commercial) organisations	121	125	130	135
9.3	Non-profit (including professional) organisations	65	68	70	72
10	USE OF KITCHEN IN CONJUNCTION WITH LIBRARY PUBLIC SPACE				
10.1	Per occasion	201	208	216	223
11	HIRING OF LIBRARY SPACE FOR EXHIBITIONS (Use restricted to normal library hours and activities relating to library services, educational support, cultural enrichment and constructive leisure and recreation) (Charges per day (8 hour) or part thereof unless otherwise specified)				
11.1	Profit (commercial) organisations	2,013	2,086	2,163	2,239
11.2	Non-profit (including professional) organisations	201	208	216	223
11.3	Profit (commercial) organisations (JCL and Sandton)	4,680	4,848	5,028	5,204
11.4	Non-profit (including professional) organisations (JCL and Sandton)	469	486	504	522
11.5	Development projects (e.g. emerging artists, student exhibitions)	Free	Free	Free	Free
12	HIRING OF LIBRARY SPACE FOR EDUCATIONAL FILMING AND PHOTOGRAPHY (Use restricted to a maximum of 2 hours within normal library hours and only for activities relating to library services or educational support. Filming and photography must not obstruct nor impede normal library usage, services or functions) (Charges per 2-hour period or part thereof)				
12.1	Profit (commercial) organisations	21,609	22,387	23,215	24,028
12.2	Educational institutions	1,226	1,270	1,317	1,363
12.3	Photography of library building for profit-making purposes	569	590	611	633
13	USE OF LIBRARY SPACE FOR NON-COMMERCIAL FILMING (Use restricted to a maximum of 2 hours within normal library hours and only for activities relating to library services or educational support. Filming and photography must not obstruct nor impede normal library usage, services or functions). Approval to be obtained from Director, Library and Information Services.	Free	Free	Free	Free
14	COMPUTER USE	Free	Free	Free	Free

		SCHEDULE OF CHARGES : ANNEXURE B COMMUNITY DEVELOPMENT LIBRARY AND INFORMATION SERVICES			
		2025-26 (ZAR)	2026-27 (ZAR)	2027-28 (ZAR)	2028-29 (ZAR)
1	Easy reading for adults (ERA)				
	Hardcover	105	109	113	117
	Paperback	76	79	83	87
2	African languages				
	Hardcover	144	149	154	160
	Paperback	144	149	154	160
3	Romances and similar categories such as Westerns				
	Hardcover	202	209	217	225
	Paperback	202	209	217	225
4	English Young Adults (YA) ; English children's story books ; Afrikaans Young Adults (AT) ; Afrikaans children's story books ; Foreign language books				
	Hardcover	255	265	274	284
	Paperback	142	147	153	158
5	Picture books				
	Hardcover	328	344	359	375
	Paperback	249	260	272	284
6	Junior Non fiction				
	Hardcover	481	499	517	535
	Paperback	283	293	304	315
7	Afrikaans fiction				
	Hardcover	255	265	274	284
	Paperback	210	218	226	234
8	Afrikaans Non fiction				
	Hardcover	532	551	571	591
	Paperback	348	361	374	387
9	Afrikaans Large Prints				
	Hardcover	328	340	353	365
	Paperback	249	258	267	277
10	English fiction				
	Hardcover	532	551	571	591
	Paperback	348	361	374	387
11	English Non fiction				
	Hardcover	746	773	802	830
	Paperback	511	529	549	568
12	English Large print				
	Hardcover	602	624	647	670
	Paperback	423	438	454	470
13	Reference books (or price for substitute copy)				
	Hardcover	1,194	1,237	1,283	1,328
	Paperback	1,108	1,148	1,190	1,232
14	Student services: Reference works on loan from tertiary institutions or purchased and available for student use. (or price for substitute copy if available in print)				
	Hardcover	1,101	1,141	1,183	1,224
	Paperback	1,039	1,076	1,116	1,155


15	Audio Cassettes	As per CDs	As per CDs	As per CDs	As per CDs
16	Language course cassettes (per cassette)	328	340	353	365
17	CDs				
17.1	CD: Single	477	495	513	531
17.2	CD: Double	621	643	667	691
17.3	CD: Double and text	1,242	1,287	1,334	1,381
17.4	CD: Triple with or without text	1,867	1,934	2,006	2,076
18	Audio books	1,880	1,948	2,020	2,091
	OR				
	Per cassette	402	416	431	447
19	Videos	As per DVDs	As per DVDs	As per DVDs	As per DVDs
20	DVD(s)	249	258	267	277
21	Records (no longer available to be replaced with CDs)	As per CDs	As per CDs	As per CDs	As per CDs
22	Art/Rare books (or price for substitute copy if available in print)	1,672	1,732	1,796	1,859
23	Music (orchestral and vocal scores as well as printed music)	Charges / replacement at discretion of the Music Librarian	Charges / replacement at discretion of the Music Librarian	Charges / replacement at discretion of the Music Librarian	Charges / replacement at discretion of the Music Librarian
24	CD-Rom(s)	Price per substitute CD- Rom(s)	Price per substitute CD- Rom(s)	Price per substitute CD- Rom(s)	Price per substitute CD- Rom(s)
25	Periodicals				
25.1	National	Replacement cost	Replacement cost	Replacement cost	Replacement cost
25.2	International	Replacement cost	Replacement cost	Replacement cost	Replacement cost
26	Posters	118	123	127	132
27	Books with CD Rom	Replacement cost of entire item	Replacement cost of entire item	Replacement cost of entire item	Replacement cost of entire item
28	Books with stiffy disks	Replacement cost of entire item	Replacement cost of entire item	Replacement cost of entire item	Replacement cost of entire item
29	Books with CD(s)	Replacement cost of entire item	Replacement cost of entire item	Replacement cost of entire item	Replacement cost of entire item


SCHEDULE OF CHARGES FOR SWIMMING POOL FACILITIES	
	COMMUNITY DEVELOPMENT SPORT AND RECREATION
RULES APPLICABLE TO SWIMMING POOL TARIFF	
"Adult" means a person of 18 years or more	
"Child" means a person of less than 18 years	
"s" means any person who is enrolled at a school as defined in the Education Ordinance, or who is enrolled at any other educational Institution and who has not attained the age of 20 years.	
"Senior Citizen" means a person who is 63 years or older or pensioners with pension cards	
"Season Tickets" shall be valid for either the summer swimming season, the period beginning on 1 September and ending on the 31 March of the following year, or the Winter swimming season, the period beginning 1 April and ending on 31 August.	
"Monthly Tickets" shall be valid for the month the ticket was procured ending the last day of the month. Monthly Tickets are non refundable and non transferable. It can be utilised at any City of Johannesburg revenue pools except Linden, Orlando and Southern Suburbs pools.	
If a holder is unable to produce the season ticket on account of its loss or destruction he shall not be admitted to the premises unless he has purchased a replacement thereof, or purchased the appropriate daily admission ticket.	
It shall be unlawful for the holder of a season ticket to transfer the ticket or to allow it to be used by any other persons.	
"s" s irrespective of age in parties of 10 or more may be admitted to pools at restricted hours to be approved by the Aquatic Manager of the Region at the tariff teachers attending a pool in charge of 10 or more s shall be admitted free of charge.	
"School Season Ticket" shall entitle "s" under the supervision of one or more teachers to admission to a designated pool once a week at such time and for such period during school hours only as may be agreed by the Aquatic Manager of that Region. Provided that the Aquatic Manager shall be entitled to refuse an application made in terms of this rule on the grounds that the accommodation of the pool is already fully taken up, preference being given to schools situated in the local area of the pool than those situated outside of its local area.	
School season tickets:	
a) For every school with less than 150 s on its school register.	
b) For every school with 150 to 350 s on its school register.	
c) For every school with over 350 s on its school register.	
d) Learn to Swim and Development programs in conjunction with	
"Hire of Pool" Swimming Gala, Swimming competitions and Organized Aquatic Event only.	
"Club Season Ticket" Issued only to swimmers who are Members of a swimming club making	
"Baptisms" Only before normal operating hours of the pool.	
"Alternative arrangements would be made at other City pools to accommodate patrons inconvenienced by unplanned closure.	
POOLS TO BE CLOSED ON THE FOLLOWING DAYS	
25 & 26 DECEMBER	
A selected number of pools may open on 26 December and 1 January should the need arise.	
These pools will be announced through the media a week before the 26th of December and 1st of January.	
SUMMER SEASON:- 1st September - 31st March	
WINTER SEASON:- 1st April - 31st August	


SCHEDULE OF CHARGES FOR SWIMMING POOL FACILITIES	
	COMMUNITY DEVELOPMENT SPORT AND RECREATION
Swimming Pool Category	
Competition Pools	
Competition Pools may be indoor or outdoor 8 lane pools, heated open all year round with regulations regarding water temperature, Anti-turbulent lane, starter blocks and backstroke Flags. : 50m Long Course (Olympic) 25m Short Course.	
Regional Pool	
These swimming pools are designed to dimensions, which will be multiples of the Olympic standard length for competitive swimming 50m. i.e., for the pool length to be one of the following and consist of 8 lanes: 16.66m,25m,33.33m or 50m	
Neighbourhood Pools	
These pools are mainly recreational and are not designed/used by clubs for championship or competitions but, may be at times used for a gala (school or other) if gala equipped. They therefore may not conform to any set standard of dimensions and may not follow the hours of operation set for the competition and Regional swimming pools. Maximum depth of more than 1.5m.	
District Pools	
District swimming pools are admission free, these pools are of various shapes and sizes as they are intended for Recreational purpose only and, therefore, are not governed by any standards or set dimensions. However, the most widely used design for district swimming pool has been the rectangular shape and design of the modern district swimming pool, therefore rectangular shaped to half Olympic standard length of 25m with a maximum depth of 1.5m.	


SCHEDULE OF CHARGES FOR SWIMMING POOL FACILITIES					
	COMMUNITY DEVELOPMENT SPORT AND RECREATION				
		2025-26	2026-27	2027-28	2028-29
		ZAR	ZAR	ZAR	ZAR
1	REVENUE SWIMMING POOLS				
1.1	Daily Admission: None Heated pools				
	Adult (18 years and over)	21	22	22	23
	Child (04 to 17 years)	7	7	7	7
	Senior Citizens/Pensioners (63 years and over/Pensioner with pension cards)	50% of adult tariff	50% of adult tariff	50% of adult tariff	50% of adult tariff
	PWD/ Children Homes/shelters	50% of child tariff	50% of child tariff	50% of child tariff	50% of child tariff
	Caregivers Adult	21	22	23	23
	Caregivers Senior Citizens/Pensioners	50% of adult tariff	50% of adult tariff	50% of adult tariff	50% of adult tariff
1.2	Monthly Tickets				
	Adult (18 years and over)	80	83	86	89
	Child (under 18 years)	40	41	43	44
	Senior Citizens/Pensioners (63 years and over/Pensioner with	50% of adult tariff	50% of adult tariff	50% of adult tariff	50% of adult tariff
	PWD/ Children Homes/shelters	50% of adult tariff	50% of adult tariff	50% of adult tariff	50% of adult tariff
	Caregivers Adult	80	83	86	89
	Caregivers Senior Citizens/Pensioners	50% of adult tariff	50% of adult tariff	50% of adult tariff	50% of adult tariff
1.3	Season Tickets: Schools (See applicable rules)				
	Less than 150 Children	700	725	752	778
	150 to 350 Children	1,200	1,243	1,289	1,334
	350 Plus Children	1,800	1,865	1,934	2,001
1.4	Monthly Tickets: Club (Proof of club membership)				
	Adult	52	54	56	58
	Child	26	27	28	29
1.5	Professional Coaching/Teaching				
	Coaching or Teaching (per month)	725	752	779	807
	Coaching and Teaching (per month)	851	882	915	947
	Casual Coaching/Teaching (per lane per hour)	199	206	214	221
	Water Aerobics (per 1 hour session)	190	197	204	212
	Swimming Clubs (Club Nights)	Free to club members & accompanying parents	Free to club members & accompanying parents	Free to club members & accompanying parents	Free to club members & accompanying parents
1.6	Hire of Pool				
	(Swimming Gala's, Competitions and Organized Aquatic events only in line with Community Development Structured Programmes)	Free	Free	Free	Free
	Olympic Swimming Pool	1,415	1,466	1,520	1,574
	Non Olympic Swimming Pool	740	767	795	823
	After hour hire of Swimming Pools (special terms and conditions are	2,528	2,619	2,716	2,811
1.7	Others				
	Tuck Shops hire (per month)	1,258	1,303	1,351	1,398
	Filming for commercial use	20,905	21,658	22,459	23,245
	Filming for non-commercial use	6,270	6,496	6,736	6,972
	Learn to Swim/Development programs in partnership with COJ, & International/Provincial Aquatic events. Scorecard Events	No Charge	No Charge	No Charge	No Charge
	Refundable Deposit				
		In line with managing risk	In line with managing risk	In line with managing risk	In line with managing risk


24.16787723


SCHEDULE OF CHARGES FOR SWIMMING POOL FACILITIES					
	COMMUNITY DEVELOPMENT SPORT AND RECREATION				
	2025-26	2026-27	2027-28	2028-29	
	ZAR	ZAR	ZAR	ZAR	
2	LINDEN SWIMMING POOLS				
2.1	Daily Admission: Heated pools				
	Adult (18 years and over)	26	27	28	29
	Child (04 to 17 years)	9	9	10	10
	Senior Citizens/Pensioners (63 years and over/Pensioner with pension cards)	50% of adult tariff	50% of adult tariff	50% of adult tariff	50% of adult tariff
	PWD/ Children Homes/shelters	50% of child tariff	50% of child tariff	50% of child tariff	50% of child tariff
	Caregivers Adult	26	27	28	29
	Caregivers Senior Citizens/Pensioners	50% of adult tariff	50% of adult tariff	50% of adult tariff	50% of adult tariff
2.2	Monthly Tickets				
	Adult (18 years and over)	90	93	97	100
	Child (under 18 years)	45	47	48	50
	Senior Citizens/Pensioners (63 years and over/Pensioner with	50% of adult tariff	50% of adult tariff	50% of adult tariff	50% of adult tariff
	PWD/ Children Homes/shelters	50% of child tariff	50% of child tariff	50% of child tariff	50% of child tariff
	Caregivers Adult	90	94	98	103
	Caregivers Senior Citizens/Pensioners	50% of adult tariff	50% of adult tariff	50% of adult tariff	50% of adult tariff
2.3	Season Tickets: Schools (See applicable rules)				
	Less than 150 Children	1,200	1,243	1,289	1,334
	150 to 350 Children	1,900	1,968	2,041	2,113
	350 Plus Children	2,900	3,004	3,116	3,225
2.4	Monthly Tickets				
	Adult	70	73	75	78
	Child	35	36	38	39
2.5	Professional Coaching/Teaching				
	Coaching or Teaching (per month)	725	752	779	807
	Coaching and Teaching (per month)	851	882	915	947
	Casual Coaching/Teaching (per lane per hour)	199	206	214	221
	Water Aerobics (per 1 hour session)	190	197	204	212
	Swimming Clubs (Club Nights)	Free to club members & accompanying parents	Free to club members & accompanying parents	Free to club members & accompanying parents	Free to club members & accompanying parents
2.6	Hire of Pool				
	(Swimming Gala's, Competitions and Organized Aquatic events only in line with Community Development Structured Programmes)	Free	Free	Free	Free
	Olympic Swimming Pool	3,134	3,247	3,367	3,485
	Non Olympic Swimming Pool	1,673	1,733	1,797	1,860
	After hour hire of Swimming Pools (special terms and conditions are	2,528	2,619	2,716	2,811
2.7	Others				
	Tuck Shops hire (per month)	1,258	1,303	1,351	1,398
	Filming for commercial use	20,905	21,658	22,459	23,245
	Filming for non-commercial use	6,270	6,496	6,736	6,972
	Learn to Swim/Development programs in partnership with COJ, & International/Provincial Aquatic events. Scorecard Events	No Charge	No Charge	No Charge	No Charge
	Refundable Deposit	In line with managing risk	In line with managing risk	In line with managing risk	In line with managing risk


SCHEDULE OF CHARGES FOR SWIMMING POOL FACILITIES					
	COMMUNITY DEVELOPMENT SPORT AND RECREATION				
	2025-26	2026-27	2027-28	2028-29	
	ZAR	ZAR	ZAR	ZAR	
3	NON REVENUE SWIMMING POOLS				
3.1	Professional Coaching/Teaching				
	(Swimming Gala's, Competitions and Organized Aquatic events only in line with Community Development Structured Programmes)	Free	Free	Free	Free
	Olympic Swimming Pool	1,415	1,466	1,520	1,574
	Non Olympic Swimming Pool	740	767	795	823
	After hour hire of Swimming Pools (special terms and conditions are	2,528	2,619	2,716	2,811
	Swimming Clubs (Club Nights)	Free to club members & accompanying parents	Free to club members & accompanying parents	Free to club members & accompanying parents	Free to club members & accompanying parents
3.2	Hire of Pool				
	(Swimming Gala's, Competitions and Organized Aquatic events only in line with Community Development Structured Programmes)	Free	Free	Free	Free
	Olympic Swimming Pool	1,415	1,466	1,520	1,574
	Non Olympic Swimming Pool	741	767	796	824
	After hour hire of Swimming Pools (special terms and conditions are	2,528	2,619	2,716	2,811
3.3	Others				
	Tuck Shops hire (per month)	1,258	1,303	1,351	1,398
	Filming for commercial use	20,905	21,658	22,459	23,245
	Filming for non-commercial use	6,270	6,496	6,736	6,972
	Learn to Swim/Development programs in partnership with COJ, & International/Provincial Aquatic events. Scorecard Events	No Charge	No Charge	No Charge	No Charge
	Refundable Deposit	In line with managing risk	In line with managing risk	In line with managing risk	In line with managing risk


SCHEDULE OF CHARGES FOR SWIMMING POOL FACILITIES						
	COMMUNITY DEVELOPMENT SPORT AND RECREATION		2025-26	2026-27	2027-28	2028-29
			ZAR	ZAR	ZAR	ZAR
4 LEISURE RESORTS						
4.1 Southern Suburbs						
4.1.1 Daily Admission: Non-Heated pools						
Adults			26	27	28	29
Child (04 to 17 years)			10	10	11	11
Senior Citizen (63 years and over)			50% of adult tariff	50% of adult tariff	50% of adult tariff	50% of adult tariff
PWD/ Children Homes/shelters			50% of child tariff	50% of child tariff	50% of child tariff	50% of child tariff
Caregivers Adult			26	27	28	29
Caregivers Senior Citizens/Pensioners			50% of adult tariff	50% of adult tariff	50% of adult tariff	50% of adult tariff
4.1.2 Monthly Tickets						
Adult (18 years and over)			80	83	86	89
Child (under 18 years)			40	41	43	44
Senior Citizens/Pensioners (63 years and over/Pensioner with			50% of adult tariff	50% of adult tariff	50% of adult tariff	50% of adult tariff
PWD/ Children Homes/shelters			50% of child tariff	50% of child tariff	50% of child tariff	50% of child tariff
Caregivers Adult			80	83	86	89
Caregivers Senior Citizens/Pensioners			50% of adult tariff	50% of adult tariff	50% of adult tariff	50% of adult tariff
4.1.3 Season Tickets: Schools (See applicable rules)						
Less than 150 Children			700	725	752	778
150 to 350 Children			1,200	1,243	1,289	1,334
350 Plus Children			1,800	1,865	1,934	2,001
4.1.4 Monthly Tickets: Club (Proof of club membership)						
Adult			52	54	56	58
Child			26	27	28	29
4.1.5 Professional Coaching/Teaching						
Coaching or Teaching (per month)			725	752	779	807
Coaching and Teaching (per month)			851	882	915	947
Casual Coaching/Teaching (per lane per hour)			199	206	214	221
Water Aerobics (per 1 hour session)			190	197	204	212
Swimming Clubs (Club Nights)			Free to club members & accompanying parents	Free to club members & accompanying parents	Free to club members & accompanying parents	Free to club members & accompanying parents
4.1.6 Hire of Pool						
(Swimming Gala's, Competitions and Organized Aquatic events only in line with Community Development Structured Programmes)			Free	Free	Free	Free
Olympic Swimming Pool			3,134	3,247	3,367	3,485
Non Olympic Swimming Pool			1,673	1,733	1,797	1,860
After hour hire of Swimming Pools (special terms and conditions are			2,528	2,619	2,716	2,811
4.1.7 Others						
Tuck Shops hire (per month)			1,258	1,303	1,351	1,398
Filming for commercial use			20,905	21,658	22,459	23,245
Filming for non-commercial use			6,270	6,496	6,736	6,972
Learn to Swim/Development programs in partnership with COJ, & International/Provincial Aquatic events. Scorecard Events			Free	Free	Free	Free
Refundable Deposit			In line with managing risk	In line with managing risk	In line with managing risk	In line with managing risk


SCHEDULE OF CHARGES FOR RECREATION FACILITIES REGION A						
	COMMUNITY DEVELOPMENT SPORT AND RECREATION		2025-26	2026-27	2027-28	2028-29
			ZAR	ZAR	ZAR	ZAR
RABIE RIDGE HALL						
Main Hall						
D Hall Large	per day		2,329	2,413	2,502	2,590
Side Hall						
A Hall Extra Small	per day		377	391	405	420
Boardroom						
Hire Fee	per day		618	641	664	688
GROUP ACTIVITIES						
Large	Per Month		399	413	429	444
Medium	Per Month		266	276	286	296
Small	Per Month		133	138	143	148
New Groups			First two months Free	First two months Free	First two months Free	First two months Free
Filming for commercial use	per day		10,235	10,604	10,996	11,381
Filming for non-commercial use	per day		3,838	3,976	4,123	4,268
Refundable Deposit			In line with managing risk	In line with managing risk	In line with managing risk	In line with managing risk


SCHEDULE OF CHARGES FOR RECREATION FACILITIES REGION A					
	COMMUNITY DEVELOPMENT SPORT AND RECREATION				
		2025-26	2026-27	2027-28	2028-29
		ZAR	ZAR	ZAR	ZAR
IVORY PARK NORTH HALL					
Main Hall					
E Hall (Super Large)	per day	2,916	3,021	3,133	3,243
Boardroom					
Hire Fee	per day	825	854	886	917
Activity Room					
Hire Fee	per day	1,099	1,139	1,181	1,222
GROUP ACTIVITIES					
Large	Per Month	399	413	429	444
Medium	Per Month	266	276	286	296
Small	Per Month	133	138	143	148
New Groups		First two months Free	First two months Free	First two months Free	First two months Free
Filming for commercial use	per day	10,235	10,604	10,996	11,381
Filming for non-commercial use	per day	3,838	3,976	4,123	4,268
Refundable Deposit		In line with managing risk	In line with managing risk	In line with managing risk	In line with managing risk


SCHEDULE OF CHARGES FOR SWIMMING POOL FACILITIES					
	COMMUNITY DEVELOPMENT SPORT AND RECREATION				
		2025-26	2026-27	2027-28	2028-29
		ZAR	ZAR	ZAR	ZAR
4 LEISURE RESORTS					
4.1 Orlando Swimming Pool					
4.2.1 Daily Admission: Non-Heated pools					
Adults		26	27	28	29
Child (04 to 17 years)		7	7	7	7
Senior Citizen (63 years and over)	50% of adult tariff	50% of adult tariff	50% of adult tariff	50% of adult tariff	50% of adult tariff
PWD/ Children Homes/shelters	50% of child tariff	50% of child tariff	50% of child tariff	50% of child tariff	50% of child tariff
Caregivers Adult	26	27	28	29	
Caregivers Senior Citizens/Pensioners	50% of adult tariff	50% of adult tariff	50% of adult tariff	50% of adult tariff	
4.2.2 Monthly Tickets					
Adult (18 years and over)		80	83	86	89
Child (under 18 years)		45	47	48	50
Senior Citizens/Pensioners (63 years and over/Pensioner with	50% of Tariff	50% of Tariff	50% of Tariff	50% of Tariff	50% of Tariff
PWD/ Children Homes/shelters	50% of Tariff	50% of Tariff	50% of Tariff	50% of Tariff	50% of Tariff
Caregivers Adult	80	83	86	89	
Caregivers Senior Citizens/Pensioners	50% of adult tariff	50% of adult tariff	50% of adult tariff	50% of adult tariff	
4.2.3 Season Tickets: Schools (See applicable rules)					
Less than 150 Children		700	725	752	778
150 to 350 Children		1,200	1,243	1,289	1,334
350 Plus Children		1,800	1,865	1,934	2,001
4.2.4 Monthly Tickets: Club (Proof of club membership)					
Adult		52	54	56	58
Child		26	27	28	29
Top-up season ticket (from cold to heated pools)		Difference between cold water season ticket and heated season ticket	Difference between cold water season ticket and heated season ticket	Difference between cold water season ticket and heated season ticket	Difference between cold water season ticket and heated season ticket
4.2.5 Professional Coaching/Teaching					
Coaching or Teaching (per month)		725	752	779	807
Coaching and Teaching (per month)		851	882	915	947
Casual Coaching/Teaching (per lane per hour)		199	206	214	221
Water Aerobics (per 1 hour session)		190	197	204	212
Swimming Clubs (Club Nights)		Free to club members & accompanying parents	Free to club members & accompanying parents	Free to club members & accompanying parents	Free to club members & accompanying parents
4.2.6 Hire of Pool					
(Swimming Gala's, Competitions and Organized Aquatic events only in line with Community Development Structured Programmes)		Free	Free	Free	Free
Olympic Swimming Pool		3,134	3,247	3,367	3,485
Non Olympic Swimming Pool		1,673	1,733	1,797	1,860
After hour hire of Swimming Pools (special terms and conditions are		2,528	2,619	2,716	2,811
4.2.7 Others					
Tuck Shops hire (per month)		1,258	1,303	1,351	1,398
Filming for commercial use		20,905	21,658	22,459	23,245
Filming for non-commercial use		6,270	6,496	6,736	6,972
Learn to Swim/Development programs in partnership with COJ, & International/Provincial Aquatic events. Scorecard Events		Free	Free	Free	Free
Refundable Deposit		In line with managing risk	In line with managing risk	In line with managing risk	In line with managing risk


SCHEDULE OF CHARGES FOR RECREATION FACILITIES REGION A						
	COMMUNITY DEVELOPMENT SPORT AND RECREATION					
			2025-26	2026-27	2027-28	2028-29
			ZAR	ZAR	ZAR	ZAR
KANANA HALL						
Main Hall						
	Hire Fee D Hall (Large)	per day	1,202	1,245	1,291	1,336
GROUP ACTIVITIES						
	Large	Per Month	399	413	429	444
	Medium	Per Month	266	276	286	296
	Small	Per Month	133	138	143	148
	New Groups		First two months Free	First two months Free	First two months Free	First two months Free
	Filming for commercial use	per day	10,235	10,604	10,996	11,381
	Filming for non-commercial use	per day	3,838	3,976	4,123	4,268
	Refundable Deposit		In line with managing risk	In line with managing risk	In line with managing risk	In line with managing risk


SCHEDULE OF CHARGES FOR RECREATION FACILITIES REGION A						
	COMMUNITY DEVELOPMENT SPORT AND RECREATION					
			2025-26	2026-27	2027-28	2028-29
			ZAR	ZAR	ZAR	ZAR
DIEPSLOOT NEIGHBORHOOD HALL B						
Main hall						
	Hiring fee	per day	721	747	775	802
GROUP ACTIVITIES						
	Large	Per Month	399	413	429	444
	Medium	Per Month	266	276	286	296
	Small	Per Month	133	138	143	148
	New Groups		First two months Free	First two months Free	First two months Free	First two months Free
	Filming for commercial use	per day	10,235	10,604	10,996	11,381
	Filming for non-commercial use	per day	3,838	3,976	4,123	4,268
	Refundable Deposit		In line with managing risk	In line with managing risk	In line with managing risk	In line with managing risk


SCHEDULE OF CHARGES FOR RECREATION FACILITIES REGION A						
	COMMUNITY DEVELOPMENT SPORT AND RECREATION					
			2025-26	2026-27	2027-28	2028-29
			ZAR	ZAR	ZAR	ZAR
DIEPSLOOT COMMUNITY HALL A						
	Hire Fee Main Hall	per day	802	481	499	516
GROUP ACTIVITIES						
	Large	Per Month	399	413	429	444
	Medium	Per Month	266	276	286	296
	Small	Per Month	133	138	143	148
	New Groups		First two months Free	First two months Free	First two months Free	First two months Free
	Filming for commercial use	per day	10,235	10,604	10,996	11,381
	Filming for non-commercial use	per day	3,838	3,976	4,123	4,268
	Refundable Deposit		In line with managing risk	In line with managing risk	In line with managing risk	In line with managing risk

SCHEDULE OF CHARGES FOR RECREATION FACILITIES REGION A					
	COMMUNITY DEVELOPMENT SPORT AND RECREATION				
		2025-26	2026-27	2027-28	2028-29
		ZAR	ZAR	ZAR	ZAR
DIEPSLOOT YOUTH CENTRE					
Main Hall					
Hiring fee	per day	2,909	1,745	1,810	1,873
GROUP ACTIVITIES					
Large	Per Month	399	413	429	444
Medium	Per Month	266	276	286	296
Small	Per Month	133	138	143	148
New Groups		First two months Free	First two months Free	First two months Free	First two months Free
Filming for commercial use	per day	10,235	10,604	10,996	11,381
Filming for non-commercial use	per day	3,838	3,976	4,123	4,268
Refundable Deposit		In line with managing risk	In line with managing risk	In line with managing risk	In line with managing risk


SCHEDULE OF CHARGES FOR RECREATION FACILITIES REGION A					
	COMMUNITY DEVELOPMENT SPORT AND RECREATION				
		2025-26	2026-27	2027-28	2027-28
		ZAR	ZAR	ZAR	ZAR
LORD KHANYILE HALL					
Main Hall					
Hire Fee Hall (Super Large)	per day	2,474	2,563	2,657	2,750
Outside Studio	per day	618	641	664	688
GROUP ACTIVITIES					
Large	Per Month	399	413	429	444
Medium	Per Month	266	276	286	296
Small	Per Month	133	138	143	148
New Groups		First two months Free	First two months Free	First two months Free	First two months Free
Filming for commercial use	per day	10,235	10,604	10,996	11,381
Filming for non-commercial use	per day	3,838	3,976	4,123	4,268
Refundable Deposit		In line with managing risk	In line with managing risk	In line with managing risk	In line with managing risk


SCHEDULE OF CHARGES FOR RECREATION FACILITIES REGION B						
	COMMUNITY DEVELOPMENT SPORT AND RECREATION					
			2025-26	2026-27	2027-28	2028-29
			ZAR	ZAR	ZAR	ZAR
BLAIRGOWRIE RECREATION CENTRE						
HALL HIRE						
Main Hall						
	Hiring fee	Per Day	4,323	4,478	4,644	4,807
Side Hall - 2						
	Hiring fee	Per Day	1,358	1,407	1,459	1,510
LAPA - OUTSIDE						
	Hiring Fee	Per Day	1,454	1,506	1,562	1,616
ACTIVITY ROOMS						
Room 1 - Patio						
	Hiring fee	Per Day	913	946	981	1,016
Room 2 - Boardroom						
	Hiring Fee	Per Day	680	705	731	756
GROUP FEES:						
	Acholics / Narcotics Annonomous	Per Month	107	110	115	119
	Art Senior Ladies (Frances)	Per Hour	101	105	109	112
	Badminton	Per Month	623	645	669	693
	Dance Groups	Per Hour	107	110	115	119
	Ballet	Per Hour	101	105	109	112
	Bridge Northern Tuesday	Per Month	1,115	1,155	1,197	1,239
	Bridge Wednesday	Per Month	796	825	855	885
	Training group	Per Hour	106	110	114	118
	Nursery School / Pre School / Creche	Per Month	6,060	5,000	5,185	5,366
	Philatelic "Stamps" Sandton	Per Hour	106	110	114	118
	Philatelic "Stamps" JHB	Per Hour	106	110	114	118
	Exercise Groups	Per Hour	106	110	114	118
	Doggy Creche	Per Hour	107	110	115	119
	Rhythmic Gymnastics	Per Hour	101	105	109	112
	Rhythmic Gymnastics	Per Month	3,744	3,000	3,111	3,220
	Pottery	Per Hour	107	110	115	119
	School Holiday Programme	Per Hour	107	110	115	119
	Robotics	Per Hour	107	110	115	119
	Rehearsals Charges	Per Hour	152	158	164	169
	New Groups	Per Hour	99	102	106	110
	New Groups		First two months Free	First two months Free	First two months Free	First two months Free
	Filming for commercial use	Per Day	10,235	10,604	10,996	11,381
	Filming for non-commercial use	Per Day	3,838	3,976	4,123	4,268
	Refundable Deposit		In line with managing risk	In line with managing risk	In line with managing risk	In line with managing risk


SCHEDULE OF CHARGES FOR RECREATION FACILITIES REGION B						
	COMMUNITY DEVELOPMENT SPORT AND RECREATION					
			2025-26	2026-27	2027-28	2028-29
			ZAR	ZAR	ZAR	ZAR
FERNDALE RECREATION CENTRE						
	Main Hall					
	Hiring fee + Kitchen	Per Day	2,946	3,052	3,164	3,275
	African Room					
	Hiring fee	Per Day	748	775	803	832
	Funda					
	Hiring Fee	Per Day	741	767	796	823
	Studio					
	Hiring fee	Per Day	741	767	796	823
	Rainbow Room					
	Hiring fee	Per Day	836	866	898	930
	Sunny side Room					
	Hiring fee	Per Day	836	866	898	930
	Strelitzia Room					
	Hiring fee	Per Day	255	264	273	283
	Parrot Room					
	Hiring fee	Per Day	618	640	664	687
	Boardroom					
	Hiring fee	Per Day	749	776	805	833
	Club House					
	Hiring fee	Per Day	351	363	377	390
	Courts					
	Hiring fee	Per Month	537	556	577	597
	GROUP FEES:					
	Pottery	Per Month	840	870	903	934
	Volley Ball	Per Month	896	928	962	996
	Kickboxing	Per Month	-	741	768	795
	New Regular Groups	Per Hour	106	110	114	118
	Skateboard	Per Month	-	1,611	1,671	1,729
	Brothers Across Nigeria	Per Month	-	705	731	757
	Rehearsal Charges	Per Hour	153	158	164	170
	New Groups		First two months Free	First two months Free	First two months Free	First two months Free
	Filming for commercial use	Per Day	10,235	10,604	10,996	11,381
	Filming for non-commercial use	Per Day	3,838	3,976	4,123	4,268
	Refundable Deposit		In line with managing risk	In line with managing risk	In line with managing risk	In line with managing risk


SCHEDULE OF CHARGES FOR RECREATION FACILITIES REGION B						
		COMMUNITY DEVELOPMENT SPORT AND RECREATION				
			2025-26	2026-27	2027-28	2028-29
			ZAR	ZAR	ZAR	ZAR
BERARIO RECREATION CENTRE						
Main Hall						
Hiring fee + Kitchen No.7		Per Day	7,300	7,563	7,843	8,118
Green Hall						
Hiring fee + Kitchen No. 19		Per Day	2,662	2,757	2,859	2,959
Activity room 10		Per Day	1,021	1,058	1,097	1,135
Room Nr.13		Per Day	909	942	977	1,011
New Group Fees						
Full Main Hall		Per Month	2,585	2,678	2,777	2,874
Half main hall		Per Month	1,292	1,339	1,388	1,437
Full Green Hall		Per Month	816	846	877	908
Half Green Hall		Per Month	408	423	438	454
Ballet studio		Per Month	521	540	560	580
13 Act Room		Per Month	283	294	304	315
10 Act Room		Per Month	312	323	335	347
Outside		Per Hour	92	95	99	102
Zozo		Per Hour	45	47	49	50


Group fees						
Rehearsal Commercial		Per Hour	144	149	154	160
Rehearsal Non-commercial		Per Hour	33	34	36	37
Badminton		Per Annum	7,556	7,828	8,117	8,402
Ballet		Per Month	3,132	3,245	3,365	3,483
Bootcamp for women		Per Month	1,679	1,739	1,804	1,867
Alcoholics / Narcotics Anonymous		Per Month	304	315	327	338
Drama		Per Month	496	514	533	552
Dance4joy		Per Month	285	295	306	317
Fencing		Per Month	926	959	994	1,029
Gambling Anonymous		Per Month	304	315	327	338
Kickboxing		Per Month	642	665	690	714
Line dancing		Per Month	612	634	657	680
Modern Dancing		Per Month	1,578	1,635	1,695	1,755
Open D		Per Month	392	407	422	436
Resonance Music school		Per Month	608	630	653	676
Rhythmic Gymnastics		Per Month	5,118	5,302	5,499	5,691
Seniors Fitness		Per Month	604	626	649	672
Tai Chi		Per Month	612	634	657	680
Yoga		Per Month	568	588	610	631
Karate		Per Month	387	401	416	430
Swallow15 (Music)		Per Month	1,396	1,446	1,500	1,552
Taekwando		Per Month	1,561	1,617	1,677	1,736
Sunday Badminton		Per Month	472			
Volleyball		Per Month	1,344	1,392	1,444	1,494
New Groups			First two months Free	First two months Free	First two months Free	First two months Free
Filming for commercial use		Per Day	10,235	10,604	10,996	11,381
Filming for non-commercial use		Per Day	3,838	3,976	4,123	4,268
Refundable Deposit			In line with managing risk	In line with managing risk	In line with managing risk	In line with managing risk


SCHEDULE OF CHARGES FOR RECREATION FACILITIES REGION B								
	COMMUNITY DEVELOPMENT SPORT AND RECREATION				2025-26	2026-27	2027-28	2028-29
					ZAR	ZAR	ZAR	ZAR
ROOSEVELT PARK RECREATION CENTRE								
HALL HIRE								
Main Hall								
Hiring fee	Per Day	2,587	2,680	2,780	2,877			
VIP Room								
Hiring fee	Per Day	1,501	1,555	1,613	1,669			
Division Hall								
Hiring fee	Per Day	1,175	1,217	1,262	1,306			
Group fees								
Rehearsal - Commercial	Per Hour	144	149	154	160			
Rehearsal - Non Commercial	Per Hour	33	34	36	37			
Art	Per Month	274	284	294	305			
Art classes for children	Per Month	-	303	314	325			
Ballet	Per Month	495	512	531	550			
Bridge Social	Per Month	418	433	449	464			
Bootcamp	Per Month	-	578	599	620			
Boxing	Per Month	-	279	289	299			
Buzz Bubba	Per Month	-	303	314	325			
Badminton	Per Month	317	329	341	353			
Dance Academy	Per Hour	33	35	36	37			
Eastern Bonsai Society	Per Month	99	103	107	110			
EMB Guild	Per Annum	3,724	3,858	4,000	4,140			
Floral Affairs	Per Month	99	103	107	110			
Flexercise	Per Month	471	488	506	524			
Franklin Players	Per Month	314	325	337	349			
Gymnastic	Per Month	6,565	6,801	7,053	7,300			
JHB Light Music Society	Per Annum	1,126	1,166	1,209	1,252			
Judo	Per Month	488	506	525	543			
LA Habanera Dance	Per Hour	33	35	36	37			
Lace Guild	Per Annum	1,118	1,158	1,201	1,243			
Monday Bridge	Per Month	274	284	294	305			
Nia	Per Month	235	244	253	262			
Pilates	Per Month	303	313	325	336			
Rainbow Line Dance	Per Hour	106	110	114	118			
Scrabble	Per Annum	758	785	814	843			
Sequence Dance	Per Month	151	156	162	167			
SME	Per Annum	758	785	814	843			
Silver Fit	Per Month	283	294	305	315			
Spanish Dance	Per Month	-	274	284	294			
Table Tennis	Per Month	-	305	316	327			
The Horticultural Society	Per Month	99	103	107	110			
Tai Chi	Per Month	262	271	281	291			
Yoga	Per Month	422	437	453	469			
Zumba	Per Month	362	375	389	402			
New Groups		First two months Free	First two months Free	First two months Free	First two months Free			
Filming for commercial use	Per Day	10,235	10,604	10,996	11,381			
Filming for non-commercial use	Per Day	3,838	3,976	4,123	4,268			
Refundable Deposit		In line with managing risk	In line with managing risk	In line with managing risk	In line with managing risk			


SCHEDULE OF CHARGES FOR RECREATION FACILITIES REGION B						
	COMMUNITY DEVELOPMENT SPORT AND RECREATION					
			2025-26	2026-27	2027-28	2028-29
			ZAR	ZAR	ZAR	ZAR
DANIE VAN ZYL RECREATION CENTRE						
HALL HIRE						
Main Hall						
Hiring fee	Per Day		4,477	4,638	4,810	4,978
Stage	Per Day		628	650	674	698
Side Hall						
Hire fee	Per Day		1,806	1,871	1,940	2,008
Dance Studio						
Hire fee	Per Hour		209	217	225	233
Circulation Area	Per Day		628	650	674	698
GROUP FEES:						
Rehearsals Commercial	Per Hour		144	149	154	160
Rehearsals - Non Commercial	Per Hour		33	34	36	37
Sport and Recreation Groups	Per Month		628	650	674	698
Commercial Groups	Per Month		816	845	877	907
Casual Groups once off	Per Day		335	347	360	373
NGO once-off	Once Off		-	855	887	918
NGO per month	Per Month		-	658	682	706
Creche	Per Month		3,605	3,735	3,873	4,009
Club House	Per Month		3,871	4,011	4,159	4,305
Club house once off	Per Day		168	174	181	187
Sports grounds	Per Hour		82	85	89	92
Courts	Per Hour		82	85	89	92
New Groups			First two months Free	First two months Free	First two months Free	First two months Free
Filming for commercial use	Per Day		10,235	10,604	10,996	11,381
Filming for non-commercial use	Per Day		3,838	3,976	4,123	4,268
Refundable Deposit			In line with managing risk	In line with managing risk	In line with managing risk	In line with managing risk


SCHEDULE OF CHARGES FOR RECREATION FACILITIES REGION B						
	COMMUNITY DEVELOPMENT SPORT AND RECREATION					
			2025-26	2026-27	2027-28	2028-29
			ZAR	ZAR	ZAR	ZAR
PARKHURST RECREATION CENTRE						
HALL HIRE						
Main Hall						
	Hiring fee	Per Day	3,196	3,311	3,434	3,554
ACTIVITY ROOMS						
Room 1						
	Hiring fee	Per Day	734	760	789	816
Room 2						
	Hiring fee	Per Day	696	721	747	774
Room 3						
	Hiring fee	Per Day	696	721	747	774
GROUP FEES						
	New Groups	Per Hour	60	62	65	67
	Rehearsals - Commercial	Per Hour	144	149	154	160
	Rehearsals - Non Commercial	Per Hour	33	34	36	37
	Art Classes	Per Month	2,161	2,238	2,321	2,402
	Ballet	Per School Term	1,765	1,829	1,896	1,963
	Fitness League	Per Month	355	368	381	395
	Gymnastic	Per Month	4,961	5,140	5,330	5,517
	Narcotics Anon	Per Annum	3,687	3,820	3,961	4,100
	Spanish Dance	Per Month	983	1,019	1,056	1,093
	Tennis	Per Month	1,268	1,314	1,363	1,410
	Other Group Fees	Per Hour	133	138	143	148
	Yoga	Per Month	1,010	1,047	1,085	1,123
	New Groups		First two months Free	First two months Free	First two months Free	First two months Free
	Filming for commercial use	Per Day	10,235	10,604	10,996	11,381
	Filming for non-commercial use	Per Day	3,838	3,976	4,123	4,268
	Refundable Deposit		In line with managing risk	In line with managing risk	In line with managing risk	In line with managing risk


		SCHEDULE OF CHARGES FOR RECREATION FACILITIES REGION B							
		COMMUNITY DEVELOPMENT SPORT AND RECREATION							
				2025-26	2026-27	2027-28	2028-29		
				ZAR	ZAR	ZAR	ZAR		
MARAISBURG RECREATION CENTRE									
HALL HIRE									
	Hire fee	Per Day		2,528	2,619	2,716	2,811		
	Kitchen	Per Day		399	413	429	444		
Side Hall									
	Hiring fee	Per Day		1,291	1,337	1,387	1,435		
ACTIVITY ROOMS									
	Room 1	Per Day		598	619	642	665		
GROUP FEES:									
	Karate	Per Month		746	318	330	341		
Rehearsals									
	Rehearsals - Commercial	Per Hour		144	149	154	160		
	Rehearsals - Non Commercial	Per Hour		33	34	36	37		
	New Groups			First two months Free	First two months Free	First two months Free	First two months Free		
	Filming for commercial use	Per Day		10,235	10,604	10,996	11,381		
	Filming for non-commercial use	Per Day		3,838	3,976	4,123	4,268		
	Refundable Deposit			In line with managing risk	In line with managing risk	In line with managing risk	In line with managing risk		


		SCHEDULE OF CHARGES FOR RECREATION FACILITIES REGION B							
		COMMUNITY DEVELOPMENT SPORT AND RECREATION							
				2025-26	2026-27	2027-28	2028-29		
				ZAR	ZAR	ZAR	ZAR		
BOSMONT RECREATION CENTRE									
HALL HIRE									
Main Hall									
	Hiring fee	Per Day		1,929	1,999	2,073	2,145		
Committee Room									
	Hiring Fee	Per Day		369	382	396	410		
GROUP FEES:									
	Alcoholics / Narcotics Anonymous	Per Month		51	53	55	57		
	Modern Dance	Per Month		700	725	752	778		
	Social ballroom dance	Per Month		231	240	249	257		
	Table Tennis	Per Month		182	189	196	203		
	Karate	Per Month		296	307	318	329		
	Indonesian Martial Arts	Per Month		370	383	398	411		
	New Groups	Per Hour		39	40	41	43		
	Rehearsals - Commercial	Per Hour		144	149	154	160		
	Rehearsals - Non Commercial	Per Hour		33	34	36	37		
	New Groups			First two months Free	First two months Free	First two months Free	First two months Free		
	Filming for commercial use	Per Day		10,235	10,604	10,996	11,381		
	Filming for non-commercial use	Per Day		3,838	3,976	4,123	4,268		
	Refundable Deposit			In line with managing risk	In line with managing risk	In line with managing risk	In line with managing risk		


SCHEDULE OF CHARGES FOR RECREATION FACILITIES REGION B							
		COMMUNITY DEVELOPMENT SPORT AND RECREATION		2025-26	2026-27	2027-28	2028-29
				ZAR	ZAR	ZAR	ZAR
RIVERLEA RECREATION CENTRE							
HALL HIRE							
Main Hall							
	Hiring fee	Per Day	2,449	2,538	2,631	2,724	
Room 2							
	Hiring fee	Per Day	1,032	1,069	1,108	1,147	
	Side Hall	Per Day	158	163	170	175	
Room 3							
	Hiring Fee	Per Day	744	770	799	827	
GROUP FEES:							
	Enviro Parks	Per Month	968	1,003	1,040	1,076	
	Aerobics	Per Month	199	207	214	222	
	Gym	Per Month	399	413	429	444	
	Karate	per session	38	39	41	42	
	Other Groups	per session	38	39	41	42	
	New Groups		First two months Free	First two months Free	First two months Free	First two months Free	
	Filming for commercial use	Per Day	10,235	10,604	10,996	11,381	
	Filming for non-commercial use	Per Day	3,838	3,976	4,123	4,268	
	Refundable Deposit		In line with managing risk	In line with managing risk	In line with managing risk	In line with managing risk	


		SCHEDULE OF CHARGES FOR RECREATION FACILITIES REGION B			
		COMMUNITY DEVELOPMENT SPORT AND RECREATION			
		2025-26	2026-27	2027-28	2028-29
		ZAR	ZAR	ZAR	ZAR
CORONATIONVILLE RECREATION CENTRE					
Main Hall					
Hiring fee		2,365	2,451	2,541	2,630
Bar Fee		730	756	784	811
Studio					
Hiring fee		981	1,017	1,054	1,091
ACTIVITY ROOMS					
Room 1					
Duck					
Hiring fee		199	206	214	222
Room 2					
Eagle, Parrot					
Hiring fee		466	483	501	518
GROUP FEES:					
Burial Society	Per Month	167	173	179	186
Aftercare	Per Month	530	549	569	589
Karate	Per Month	283	293	304	315
New Group fee	Per Hour	39	41	42	44
Rehearsals Commercial	Per Hour	144	149	154	160
Rehearsals - non commercial	Per Hour	33	34	36	37
New Groups		First two months Free	First two months Free	First two months Free	First two months Free
Filming for commercial use	Per Day	10,235	10,604	10,996	11,381
Filming for non-commercial use	Per Day	3,838	3,976	4,123	4,268
Refundable Deposit		In line with managing risk	In line with managing risk	In line with managing risk	In line with managing risk


		SCHEDULE OF CHARGES FOR RECREATION FACILITIES REGION B			
		COMMUNITY DEVELOPMENT SPORT AND RECREATION			
		2025-26	2026-27	2027-28	2028-29
		ZAR	ZAR	ZAR	ZAR
WESTDENE RECREATION CENTRE					
HALL HIRE					
Main Hall					
Hiring fee	Per Day	1,766	1,830	1,898	1,964
Lapa					
Hiring Fee	Per Day	331	343	356	368
Group Fees					
Yoga	Per Month	230	238	247	256
Language tuition	Per Month	230	238	247	256
Maths classes	Per Month	321	333	345	357
Narcotics Anonymous	Per session	38	39	41	42
Rehearsals Commercial	Per Hour	144	149	154	160
Rehearsals - Non Commercial	Per Hour	33	34	36	37
Youth Group	Per Month	218	226	234	243
Drama Workshop	Per Month	496	514	533	552
Table Tennis	Per Month	305	316	327	339
New Groups	Per Hour	39	40	41	43
Nursery School / Pre School	Per Month	759	786	815	844
Bible Studies	Per Month	293	304	315	326
New Groups		First two months Free	First two months Free	First two months Free	First two months Free
Filming for commercial use	Per Day	10,235	10,604	10,996	11,381
Filming for non-commercial use	Per Day	3,838	3,976	4,123	4,268
Refundable Deposit		In line with managing risk	In line with managing risk	In line with managing risk	In line with managing risk


		SCHEDULE OF CHARGES FOR RECREATION FACILITIES REGION B							
		COMMUNITY DEVELOPMENT SPORT AND RECREATION							
				2025-26	2026-27	2027-28	2028-29		
				ZAR	ZAR	ZAR	ZAR		
		WESTBURY / DORCAS RECREATION CENTRE							
		HALL HIRE							
		Main Hall							
		Hiring fee	Per Day	1,731	1,794	1,860	1,925		
		Boardroom							
		Hiring fee	Per Day	352	365	378	392		
		GROUP FEES:							
		Nursery School / Pre School	Per Month	759	786	815	844		
		Westbury Dance	Per Month	354	366	380	393		
		Women of Vision	Per Month	501	519	538	557		
		Seido Karate	Per Month	292	302	314	324		
		Ballroom Dancing	Per Month	331	343	356	368		
		Rehearsals Commercial	Per Hour	144	149	154	160		
		Rehearsals Non-Commercial	Per Hour	33	34	36	37		
		New Groups		First two months Free	First two months Free	First two months Free	First two months Free		
		Filming for commercial use	Per Day	10,235	10,604	10,996	11,381		
		Filming for non-commercial use	Per Day	3,838	3,976	4,123	4,268		
		Refundable Deposit		In line with managing risk	In line with managing risk	In line with managing risk	In line with managing risk		


		SCHEDULE OF CHARGES FOR RECREATION FACILITIES REGION B							
		COMMUNITY DEVELOPMENT SPORT AND RECREATION							
				2025-26	2026-27	2027-28	2028-29		
				ZAR	ZAR	ZAR	ZAR		
		WINDSOR EAST RECREATION CENTRE							
		HALL HIRE							
		Main Hall							
		Hiring fee	Per Day	1,960	2,031	2,106	2,179		
		GROUP FEES:							
		Aftercare	Per Month	1,205	1,249	1,295	1,340		
		New Groups	Per Hour	39	41	42	44		
		Rehearsals Commercial	Per Hour	144	149	154	160		
		Rehearsals Non-Commercial	Per Hour	33	34	36	37		
		New Groups		First two months Free	First two months Free	First two months Free	First two months Free		
		Filming for commercial use	Per Day	10,235	10,604	10,996	11,381		
		Filming for non-commercial use	Per Day	3,838	3,976	4,123	4,268		
		Refundable Deposit		In line with managing risk	In line with managing risk	In line with managing risk	In line with managing risk		


SCHEDULE OF CHARGES FOR RECREATION FACILITIES REGION B							
	COMMUNITY DEVELOPMENT SPORT AND RECREATION						
			2025-26	2026-27	2027-28	2028-29	
			ZAR	ZAR	ZAR	ZAR	
BRIXTON RECREATION CENTRE							
HALL HIRE							
Main Hall							
Hiring fee	Per Day		2,430	2,518	2,611	2,703	
Blue Room							
Hiring fee	Per Day		510	528	548	567	
Canary Room							
Hiring fee	Per Day		255	264	274	284	
Boardroom							
Hiring Fee	Per Day		255	264	273	283	
Hiring Fee	Per Annum		1,683	1,743	1,808	1,871	
Group Activities							
Boxing	Per Month		654	678	703	728	
New groups	Per Hour		32	33	34	35	
Rehearsals Commercial	Per Hour		138	143	148	153	
Rehearsals Non-Commercial	Per Hour		32	33	34	35	
New Groups			First two months Free	First two months Free	First two months Free	First two months Free	
Filming for commercial use	Per Day		10,235	10,604	10,996	11,381	
Filming for non-commercial use	Per Day		3,680	3,812	3,953	4,092	
Refundable Deposit			In line with managing risk	In line with managing risk	In line with managing risk	In line with managing risk	


SCHEDULE OF CHARGES FOR RECREATION FACILITIES REGION C							
	COMMUNITY DEVELOPMENT SPORT AND RECREATION						
			2025-26	2026-27	2027-28	2028-29	
			ZAR	ZAR	ZAR	ZAR	
BOSKRUIJN COMMUNITY CENTRE							
HALL HIRE							
Jacaranda Hall							
Hiring fee	Per Day		2,827	2,928	3,037	3,143	
Protea							
Hiring fee	Per Day		2,136	2,213	2,295	2,375	
ACTIVITY ROOMS							
Clivia							
Hiring Fee	Per Day		326	338	350	362	
GROUP FEES							
Jacaranda Hall use	Per Session		827	857	889	920	
Protea Hall	Per Session		744	771	799	827	
Clivia Room	Per Session		604	626	649	672	
Aloe Room	Per Session		542	561	582	602	
New Groups			First two months Free	First two months Free	First two months Free	First two months Free	
Filming for commercial use	Per Day		10,235	10,604	10,996	11,381	
Filming for non-commercial use	Per Day		3,838	3,976	4,123	4,268	
Refundable Deposit			In line with managing risk	In line with managing risk	In line with managing risk	In line with managing risk	


SCHEDULE OF CHARGES FOR RECREATION FACILITIES REGION C					
	COMMUNITY DEVELOPMENT SPORT AND RECREATION				
		2025-26	2026-27	2027-28	2028-29
		ZAR	ZAR	ZAR	ZAR
COSMO CITY MULTI PURPOSE HALL					
HALL HIRE					
Main Hall					
Hiring fee	Per Day	3,990	4,133	4,286	4,436
Side Hall					
Hiring fee	Per Day	665	689	714	739
Foyer	Per Day	650	673	698	723
Boardroom	Per Day	500	518	537	556
Groups	Per Month	314	325	337	349
New Groups		First two months Free	First two months Free	First two months Free	First two months Free
Soccer fields	Per Game	367	380	394	408
Basketball courts	Per Session	173	179	186	192
Netball courts	Per Session	173	179	186	192
Filming for commercial use	Per Day	10,235	10,604	10,996	11,381
Filming for non-commercial use	Per Day	3,838	3,976	4,123	4,268
Refundable Deposit		In line with managing risk	In line with managing risk	In line with managing risk	In line with managing risk


SCHEDULE OF CHARGES FOR RECREATION FACILITIES REGION C					
	COMMUNITY DEVELOPMENT SPORT AND RECREATION				
		2025-26	2026-27	2027-28	2028-29
		ZAR	ZAR	ZAR	ZAR
ROODEPOORT CITY HALL					
HALL HIRE					
Main Hall					
Hiring fee	Per Day	4,655	4,822	5,001	5,176
Side Hall					
Hiring fee	Per Day	2,660	2,756	2,857	2,957
NEW GROUP FEES	Per Month	173	179	186	192
New Groups		First two months Free	First two months Free	First two months Free	First two months Free
Filming for commercial use	Per Day	10,235	10,604	10,996	11,381
Filming for non-commercial use	Per Day	3,838	3,976	4,123	4,268
Refundable Deposit		In line with managing risk	In line with managing risk	In line with managing risk	In line with managing risk


SCHEDULE OF CHARGES FOR RECREATION FACILITIES REGION C					
	COMMUNITY DEVELOPMENT SPORT AND RECREATION				
		2025-26	2026-27	2027-28	2028-29
		ZAR	ZAR	ZAR	ZAR
DISCOVERY RECREATION CENTRE					
HALL HIRE					
Main Hall					
Hiring fee	Per Day	1,612	1,670	1,732	1,793
SIDE HALL					
Hiring Fee	Per Day	769	797	826	855
ACTIVITY ROOMS					
Pigeon Hall					
Hiring fee	Per Day	327	339	352	364
GROUP FEES					
Pottery	Per Month	1,239	1,284	1,331	1,378
Main Hall	Per Month	1,086	1,125	1,166	1,207
Side Hall	Per Month	546	566	587	607
Ballet	Per Month	3,990	4,133	4,286	4,436
New Groups		First two months Free	First two months Free	First two months Free	First two months Free
Filming for commercial use	Per Day	10,235	10,604	10,996	11,381
Filming for non-commercial use	Per Day	3,838	3,976	4,123	4,268
Refundable Deposit		In line with managing risk	In line with managing risk	In line with managing risk	In line with managing risk


SCHEDULE OF CHARGES FOR RECREATION FACILITIES REGION C					
	COMMUNITY DEVELOPMENT SPORT AND RECREATION				
		2025-26	2026-27	2027-28	2028-29
		ZAR	ZAR	ZAR	ZAR
DAVIDSONVILLE RECREATION CENTRE					
HALL HIRE					
Main Hall					
Hiring fee	Per Day	900	932	967	1,001
GROUP FEES					
New Group Fees	Per Month	355	368	381	395
Social Office (whole facility)	Per Month	1,995	2,067	2,143	2,218
Social Office (per office)	Per Month	399	413	429	444
New Groups		First two months Free	First two months Free	First two months Free	First two months Free
Filming for commercial use	Per Day	10,235	10,604	10,996	11,381
Filming for non-commercial use	Per Day	3,838	3,976	4,123	4,268
Refundable Deposit		In line with managing risk	In line with managing risk	In line with managing risk	In line with managing risk


SCHEDULE OF CHARGES FOR RECREATION FACILITIES REGION C						
	COMMUNITY DEVELOPMENT SPORT AND RECREATION					
			2025-26	2026-27	2027-28	2028-29
			ZAR	ZAR	ZAR	ZAR
WITPOORTJIE RECREATION CENTRE						
HALL HIRE						
Main Hall						
Hiring fee	Per Day	1,995	2,067	2,143	2,218	
Side Hall						
Hall Hire	Per Day	772	799	829	858	
GROUP FEES						
Main Hall	Per Month	544	564	584	605	
Side Hall	Per Month	279	289	299	310	
Boxing Hall	Per Month	349	362	375	388	
New Groups		First two months Free	First two months Free	First two months Free	First two months Free	
Filming for commercial use	Per Day	10,235	10,604	10,996	11,381	
Filming for non-commercial use	Per Day	3,838	3,976	4,123	4,268	
Refundable Deposit		In line with managing risk	In line with managing risk	In line with managing risk	In line with managing risk	


SCHEDULE OF CHARGES FOR RECREATION FACILITIES REGION C						
	COMMUNITY DEVELOPMENT SPORT AND RECREATION					
			2025-26	2026-27	2027-28	2028-29
			ZAR	ZAR	ZAR	ZAR
TSEPISONG RECREATION CENTRE						
HALL HIRE						
Hiring fee						
Hiring fee	Per Day	851	882	914	946	
GROUP FEES						
Main Hall						
Main Hall	Per Month	368	381	395	409	
New Groups		First two months Free	First two months Free	First two months Free	First two months Free	
Filming for commercial use	Per Day	10,235	10,604	10,996	11,381	
Filming for non-commercial use	Per Day	3,838	3,976	4,123	4,268	


SCHEDULE OF CHARGES FOR RECREATION FACILITIES REGION C					
	COMMUNITY DEVELOPMENT SPORT AND RECREATION				
		2025-26	2026-27	2027-28	2028-29
		ZAR	ZAR	ZAR	ZAR
DOORKOP RECREATION CENTRE					
HALL HIRE					
Main Hall					
Hiring fee	Per Day	900	932	967	1,001
Activity Room					
Hire Fee	Per Day	332	344	357	370
Group Fees					
Netball courts	Per Month	164	170	176	182
Basketball courts	Per Month	164	170	176	182
New group fees	Per Month	355	368	381	395
New Groups		First two months Free	First two months Free	First two months Free	First two months Free
Filming for commercial use	Per Day	10,235	10,604	10,996	11,381
Filming for non-commercial use	Per Day	3,838	3,976	4,123	4,268
Refundable Deposit		In line with managing risk	In line with managing risk	In line with managing risk	In line with managing risk


SCHEDULE OF CHARGES FOR RECREATION FACILITIES REGION C					
	COMMUNITY DEVELOPMENT SPORT AND RECREATION				
		2025-26	2026-27	2027-28	2028-29
		ZAR	ZAR	ZAR	ZAR
FLEURHOF RECREATION CENTRE					
HALL HIRE					
Main Hall					
Hiring fee	Per Day	1,636	1,695	1,758	1,819
Side Hall					
Hiring fee	Per Day	1,330	1,378	1,429	1,479
GROUP FEES					
Main Hall	Per Month	399	413	429	444
Side Hall	Per Month	332	344	357	370
Squash court	Per Month	199	207	214	222
New Groups		First two months Free	First two months Free	First two months Free	First two months Free
Filming for commercial use	Per Day	10,235	10,604	10,996	11,381
Filming for non-commercial use	Per Day	3,838	3,976	4,123	4,268
Refundable Deposit		In line with managing risk	In line with managing risk	In line with managing risk	In line with managing risk


SCHEDULE OF CHARGES FOR RECREATION FACILITIES REGION C						
	COMMUNITY DEVELOPMENT SPORT AND RECREATION					
			2025-26	2026-27	2027-28	2028-29
			ZAR	ZAR	ZAR	ZAR
BRAMFICHERVILLE MULTIPURPOSE CENTRE						
HALL HIRE						
Hiring fee	Per Day	900	932	967	1,001	
Activity Room						
Hire Fee	Per Day	332	344	357	370	
Soccer Fields						
Hire Fee	Per Day	369	383	397	411	
Group Fee						
New Goup Fee	Per Month	355	368	381	395	
New Groups						
		First two months Free	First two months Free	First two months Free	First two months Free	
Filming for commercial use	Per Day	10,235	10,604	10,996	11,381	
Filming for non-commercial use	Per Day	3,838	3,976	4,123	4,268	
Refundable Deposit		In line with managing risk	In line with managing risk	In line with managing risk	In line with managing risk	


SCHEDULE OF CHARGES FOR RECREATION FACILITIES REGION C						
	COMMUNITY DEVELOPMENT SPORT AND RECREATION					
			2025-26	2026-27	2027-28	2028-29
			ZAR	ZAR	ZAR	ZAR
LEX McMillan Recreation Centre						
HALL HIRE						
Hiring fee	Per Day	769	797	826	855	
Group Fee						
New Group Fee	Per Month	355	368	381	395	
New Groups						
		First two months Free	First two months Free	First two months Free	First two months Free	
Filming for commercial use	Per Day	10,235	10,604	10,996	11,381	
Filming for non-commercial use	Per Day	3,838	3,976	4,123	4,268	
Refundable Deposit		In line with managing risk	In line with managing risk	In line with managing risk	In line with managing risk	


SCHEDULE OF CHARGES FOR RECREATION FACILITIES REGION D						
	COMMUNITY DEVELOPMENT SPORT AND RECREATION					
			2025-26	2026-27	2027-28	2028-29
			ZAR	ZAR	ZAR	ZAR
ORLANDO COMMUNAL HALL						
ARENA						
	Hire Fee	Per Day	4,184	4,335	4,495	4,652
	Kitchen	Per Day	949	983	1,020	1,055
MEDIUM HALL						
	Hire Fee	Per Day	1,330	1,378	1,429	1,479
SMALL HALL						
	Hire fee	Per Day	980	1,016	1,053	1,090
GROUP ACTIVITIES						
	Large	Per Month	399	413	429	444
	Medium	Per Month	266	276	286	296
	Small	Per Month	133	138	143	148
	New Groups		First two months Free	First two months Free	First two months Free	First two months Free
	Refundable Deposit		In line with managing risk	In line with managing risk	In line with managing risk	In line with managing risk
	Filming for commercial use	Per Day	10,235	10,604	10,996	11,381
	Filming for non-commercial use	Per Day	3,838	4,015	4,195	4,384


SCHEDULE OF CHARGES FOR RECREATION FACILITIES REGION D						
	COMMUNITY DEVELOPMENT SPORT AND RECREATION					
			2025-26	2026-27	2027-28	2028-29
			ZAR	ZAR	ZAR	ZAR
DAVID PINE RECREATION CENTRE						
HALL HIRE						
	Main Hall	Per Day	2,406	2,492	2,585	2,675
	Kitchen	Per Day	465	482	500	517
GROUP ACTIVITIES						
	Large	Per Month	399	413	429	444
	Medium	Per Month	266	276	286	296
	Small	Per Month	133	138	143	148
	New Groups		First two months Free	First two months Free	First two months Free	First two months Free
	Refundable Deposit		In line with managing risk	In line with managing risk	In line with managing risk	In line with managing risk
	Filming for commercial use	Per Day	10,235	10,604	10,996	11,381
	Filming for non-commercial use	Per Day	3,838	3,976	4,123	4,268


		SCHEDULE OF CHARGES FOR RECREATION FACILITIES REGION D				
	COMMUNITY DEVELOPMENT SPORT AND RECREATION					
			2025-26	2026-27	2027-28	2028-29
			ZAR	ZAR	ZAR	ZAR
DIEPKLOOF MULTI-PURPOSE HALL						
LARGE HALL						
	Hire fee	Per Day	2,000	2,072	2,149	2,224
MEDIUM HALL						
	Hall hire	Per Day	636	659	683	707
SMALL HALL						
	Hall hire	Per Day	199	207	214	222
	Kitchen	Per Day	465	482	500	518
	Office Space	Per Month	266	276	286	296
GROUP ACTIVITIES						
	Large	Per Month	399	413	429	444
	Medium	Per Month	266	276	286	296
	Small	Per Month	133	138	143	148
	New Groups		First two months Free	First two months Free	First two months Free	First two months Free
	Refundable Deposit		In line with managing risk	In line with managing risk	In line with managing risk	In line with managing risk
	Filming for commercial use	Per Day	10,235	10,604	10,996	11,381
	Filming for non-commercial use	Per Day	3,838	3,976	4,123	4,268


		SCHEDULE OF CHARGES FOR RECREATION FACILITIES REGION D				
	COMMUNITY DEVELOPMENT SPORT AND RECREATION					
			2025-26	2026-27	2027-28	2028-29
			ZAR	ZAR	ZAR	ZAR
NALEDI HALL						
Main Hall						
	Hall Hire	Per Day	3,316	3,436	3,563	3,688
	Activity room 1	Per Day	665	689	714	739
	Activity room 2	Per Day	665	689	714	739
	Boardroom	Per Day	665	689	714	739
GROUP ACTIVITIES						
	Large	Per Month	399	413	429	444
	Medium	Per Month	266	276	286	296
	Small	Per Month	133	138	143	148
	New Groups		First two months Free	First two months Free	First two months Free	First two months Free
	Refundable Deposit		In line with managing risk	In line with managing risk	In line with managing risk	In line with managing risk
	Filming for commercial use	Per Day	10,235	10,604	10,996	11,381
	Filming for non-commercial use	Per Day	3,838	3,976	4,123	4,268


		SCHEDULE OF CHARGES FOR RECREATION FACILITIES REGION D				
	COMMUNITY DEVELOPMENT SPORT AND RECREATION		2025-26	2026-27	2027-28	2028-29
			ZAR	ZAR	ZAR	ZAR
		PIMVILLE RECREATION CENTRE				
LARGE HALL						
Hall Hire	Per Day	1,981	2,053	2,129	2,203	
SMALL HALL						
Hall hire	Per Day	536	555	576	596	
Kitchen	Per Day	399	413	429	444	
SIDE HALL						
Hall Hire	Per Day	636	659	683	707	
NETBALL AND BASKETBALL COURTS						
Basketball Courts	Per Month	410	424	440	456	
Netball Courts	Per Month	410	424	440	456	
Once-Off	Per Hour	76	79	81	84	
GROUP ACTIVITIES						
Large	Per Month	399	413	429	444	
Medium	Per Month	266	276	286	296	
Small	Per Month	133	138	143	148	
New Groups		First two months Free	First two months Free	First two months Free	First two months Free	
Refundable Deposit		In line with managing risk	In line with managing risk	In line with managing risk	In line with managing risk	
Filming for commercial use	Per Day	10,235	10,604	10,996	11,381	
Filming for non-commercial use	Per Day	3,838	3,976	4,123	4,268	


		SCHEDULE OF CHARGES FOR RECREATION FACILITIES REGION D				
	COMMUNITY DEVELOPMENT SPORT AND RECREATION		2025-26	2026-27	2027-28	2028-29
			ZAR	ZAR	ZAR	ZAR
		MEADOWLANDS ZONE 10 MULTIPURPOSE CENTRE				
LARGE HALL						
Hall Hire	Per Day	1,596	1,653	1,714	1,774	
SMALL HALL 1						
Hall Hire	Per Day	465	482	500	518	
SMALL HALL 2						
Hall hire	Per Day	465	482	500	518	
Kitchen	Per Day	396	411	426	441	
BOARDROOM						
Hall Hire	Per Day	494	512	531	549	
GROUP ACTIVITIES						
Large	Per Month	399	413	429	444	
Medium	Per Month	266	276	286	296	
Small	Per Month	133	138	143	148	
New Groups		First two months Free	First two months Free	First two months Free	First two months Free	
Refundable Deposit		In line with managing risk	In line with managing risk	In line with managing risk	In line with managing risk	
Filming for commercial use	Per Day	10,235	10,604	10,996	11,381	
Filming for non-commercial use	Per Day	3,838	3,976	4,123	4,268	


		SCHEDULE OF CHARGES FOR RECREATION FACILITIES REGION D			
	COMMUNITY DEVELOPMENT SPORT AND RECREATION				
		2025-26	2026-27	2027-28	2028-29
		ZAR	ZAR	ZAR	ZAR
DLAMINI RECREATION CENTRE					
LARGE HALL					
Hall Hire	Per Day	5,230	5,418	5,619	5,815
Kitchen	Per Day	399	413	429	444
SMALL HALL					
Hall hire	Per Day	798	827	857	887
ROOM					
Hall Hire	Per Day	399	413	429	444
Gym	Per Month	1,500	1,554	1,611	1,668
GROUP ACTIVITIES					
Large	Per Month	399	413	429	444
Medium	Per Month	266	276	286	296
Small	Per Month	133	138	143	148
New Groups		First two months Free	First two months Free	First two months Free	First two months Free
Refundable Deposit		In line with managing risk	In line with managing risk	In line with managing risk	In line with managing risk
Filming for commercial use	Per Day	10,235	10,604	10,996	11,381
Filming for non-commercial use	Per Day	3,838	3,976	4,123	4,268


		SCHEDULE OF CHARGES FOR RECREATION FACILITIES REGION D			
	COMMUNITY DEVELOPMENT SPORT AND RECREATION				
		2025-26	2026-27	2027-28	2028-29
		ZAR	ZAR	ZAR	ZAR
EKHAYA CENTRE					
MAIN HALL					
Hall Hire	Per Day	1,251	1,297	1,344	1,392
Activity Room	Per Day	332	344	357	370
GROUP ACTIVITIES					
Large	Per Month	399	413	429	444
Medium	Per Month	266	276	286	296
Small	Per Month	133	138	143	148
New Groups		First two months Free	First two months Free	First two months Free	First two months Free
Refundable Deposit		In line with managing risk	In line with managing risk	In line with managing risk	In line with managing risk
Filming for commercial use	Per Day	10,235	10,604	10,996	11,381
Filming for non-commercial use	Per Day	3,838	3,976	4,123	4,268


		SCHEDULE OF CHARGES FOR RECREATION FACILITIES REGION D			
	COMMUNITY DEVELOPMENT SPORT AND RECREATION				
		2025-26	2026-27	2027-28	2028-29
		ZAR	ZAR	ZAR	ZAR
EKUTHULENI RECREATION CENTRE					
MAIN HALL					
Hall hire	Per Day	1,313	1,361	1,411	1,460
SMALL HALL					
Hall hire	Per Day	532	551	571	591
GROUP ACTIVITIES					
Large	Per Month	399	413	429	444
Medium	Per Month	266	276	286	296
Small	Per Month	133	138	143	148
New Groups		First two months Free	First two months Free	First two months Free	First two months Free
Refundable Deposit		In line with managing risk	In line with managing risk	In line with managing risk	In line with managing risk
Filming for commercial use	Per Day	10,235	10,604	10,996	11,381
Filming for non-commercial use	Per Day	3,838	3,976	4,123	4,268


		SCHEDULE OF CHARGES FOR RECREATION FACILITIES REGION D			
	COMMUNITY DEVELOPMENT SPORT AND RECREATION				
		2025-26	2026-27	2027-28	2028-29
		ZAR	ZAR	ZAR	ZAR
KOPANONG HALL					
Hall Hire	Per Day	1,500	1,554	1,611	1,668
GROUP ACTIVITIES					
Large	Per Month	399	413	429	444
Medium	Per Month	266	276	286	296
Small	Per Month	133	138	143	148
New Groups		First two months Free	First two months Free	First two months Free	First two months Free
Refundable Deposit		In line with managing risk	In line with managing risk	In line with managing risk	In line with managing risk
Filming for commercial use	Per Day	10,235	10,604	10,996	11,381
Filming for non-commercial use	Per Day	3,838	3,976	4,123	4,268


		SCHEDULE OF CHARGES FOR RECREATION FACILITIES REGION D			
	COMMUNITY DEVELOPMENT SPORT AND RECREATION				
		2025-26	2026-27	2027-28	2028-29
		ZAR	ZAR	ZAR	ZAR
PHIRI HALL					
Hall Hire	Per Day	1,293	1,340	1,389	1,438
Activity Room	Per Month	332	344	357	370
GROUP ACTIVITIES					
Large	Per Month	399	413	429	444
Medium	Per Month	266	276	286	296
Small	Per Month	133	138	143	148
New Groups		First two months Free	First two months Free	First two months Free	First two months Free
Refundable Deposit		In line with managing risk	In line with managing risk	In line with managing risk	In line with managing risk
Filming for commercial use	Per Day	10,235	10,604	10,996	11,381
Filming for non-commercial use	Per Day	3,838	3,976	4,123	4,268


SCHEDULE OF CHARGES FOR RECREATION FACILITIES REGION D					
	COMMUNITY DEVELOPMENT SPORT AND RECREATION				
		2025-26	2026-27	2027-28	2028-29
		ZAR	ZAR	ZAR	ZAR
MAKHAYA HALL					
Hall Hire	Per Day	1,330	1,378	1,429	1,479
GROUP ACTIVITIES					
Large	Per Month	399	413	429	444
Medium	Per Month	266	276	286	296
Small	Per Month	133	138	143	148
New Groups		First two months Free	First two months Free	First two months Free	First two months Free
Refundable Deposit		In line with managing risk	In line with managing risk	In line with managing risk	In line with managing risk
Filming for commercial use	Per Day	10,235	10,604	10,996	11,381
Filming for non-commercial use	Per Day	3,838	3,976	4,123	4,268


SCHEDULE OF CHARGES FOR RECREATION FACILITIES REGION D					
	COMMUNITY DEVELOPMENT SPORT AND RECREATION				
		2025-26	2026-27	2027-28	2028-29
		ZAR	ZAR	ZAR	ZAR
KLIPSPRUIT WEST RECREATION CENTRE					
Hall Hire	Per Day	1,189	1,232	1,277	1,322
GROUP ACTIVITIES					
Large	Per Month	399	413	429	444
Medium	Per Month	266	276	286	296
Small	Per Month	133	138	143	148
New Groups		First two months Free	First two months Free	First two months Free	First two months Free
Refundable Deposit		In line with managing risk	In line with managing risk	In line with managing risk	In line with managing risk
Filming for commercial use	Per Day	10,235	10,604	10,996	11,381
Filming for non-commercial use	Per Day	3,838	3,976	4,123	4,268


SCHEDULE OF CHARGES FOR RECREATION FACILITIES REGION D					
	COMMUNITY DEVELOPMENT SPORT AND RECREATION				
		2025-26	2026-27	2027-28	2028-29
		ZAR	ZAR	ZAR	ZAR
SLOVOVILLE RECREATION CENTRE					
Hall Hire	Per Day	1,064	1,102	1,143	1,183
GROUP ACTIVITIES					
Large	Per Month	399	413	429	444
Medium	Per Month	266	276	286	296
Small	Per Month	133	138	143	148
New Groups		First two months Free	First two months Free	First two months Free	First two months Free
Refundable Deposit		In line with managing risk	In line with managing risk	In line with managing risk	In line with managing risk
Filming for commercial use	Per Day	10,235	10,604	10,996	11,381
Filming for non-commercial use	Per Day	3,838	3,976	4,123	4,268


		SCHEDULE OF CHARGES FOR RECREATION FACILITIES REGION D					
	COMMUNITY DEVELOPMENT SPORT AND RECREATION						
			2025-26	2026-27	2027-28	2028-29	
			ZAR	ZAR	ZAR	ZAR	
		MAYORS PARK					
HALL							
Hall Hire	Per Day		869	900	934	966	
Office rental	Per Month		266	276	286	296	
GROUP ACTIVITIES							
Large	Per Month		399	413	429	444	
Medium	Per Month		266	276	286	296	
Small	Per Month		133	138	143	148	
New Groups			First two months Free	First two months Free	First two months Free	First two months Free	
Refundable Deposit			In line with managing risk	In line with managing risk	In line with managing risk	In line with managing risk	
Filming for commercial use	Per Day		10,235	10,604	10,996	11,381	
Filming for non-commercial use	Per Day		3,838	3,976	4,123	4,268	


		SCHEDULE OF CHARGES FOR RECREATION FACILITIES REGION D					
	COMMUNITY DEVELOPMENT SPORT AND RECREATION						
			2025-26	2026-27	2027-28	2028-29	
			ZAR	ZAR	ZAR	ZAR	
		NOORDGESIG RECREATION CENTRE					
HALL							
Hall hire	Per Day		1,231	1,275	1,322	1,368	
Activity Room 1	Per Day		332	344	357	370	
Activity Room 2	Per Day		332	344	357	370	
GROUP ACTIVITIES							
Large	Per Month		399	413	429	444	
Medium	Per Month		266	276	286	296	
Small	Per Month		133	138	143	148	
New Groups			First two months Free	First two months Free	First two months Free	First two months Free	
Refundable Deposit			In line with managing risk	In line with managing risk	In line with managing risk	In line with managing risk	
Filming for commercial use	Per Day		10,235	10,604	10,996	11,381	
Filming for non-commercial use	Per Day		3,838	3,976	4,123	4,268	


		SCHEDULE OF CHARGES FOR RECREATION FACILITIES REGION D			
	COMMUNITY DEVELOPMENT SPORT AND RECREATION				
		2025-26	2026-27	2027-28	2028-29
		ZAR	ZAR	ZAR	ZAR
PHEFENI HALL					
HALL					
Hall Hire	Per Day	2,000	2,072	2,149	2,224
Activity Room 1	Per Day	332	344	357	370
Activity Room 2	Per Day	332	344	357	370
Kitchen	Per Day	199	207	214	222
NETBALL AND BASKETBALL COURTS					
Basketball Courts	Per Month	410	424	440	456
Netball Courts	Per Month	410	424	440	456
Once-Off	Per Hour	76	79	81	84
GROUP ACTIVITIES					
Large	Per Month	399	413	429	444
Medium	Per Month	266	276	286	296
Small	Per Month	133	138	143	148
New Groups		First two months Free	First two months Free	First two months Free	First two months Free
Refundable Deposit		In line with managing risk	In line with managing risk	In line with managing risk	In line with managing risk
Filming for commercial use	Per Day	10,235	10,604	10,996	11,381
Filming for non-commercial use	Per Day	3,838	3,976	4,123	4,268


		SCHEDULE OF CHARGES FOR RECREATION FACILITIES REGION D			
	COMMUNITY DEVELOPMENT SPORT AND RECREATION				
		2025-26	2026-27	2027-28	2028-29
		ZAR	ZAR	ZAR	ZAR
INTOKOZWENI RECREATION					
Hall hire	Per Day	1,251	1,297	1,344	1,392
Braai Area	Per Day	313	324	336	348
Music sessions	Per Month	1,919	1,988	2,062	2,134
GROUP ACTIVITIES					
Large	Per Month	399	413	429	444
Medium	Per Month	266	276	286	296
Small	Per Month	133	138	143	148
New Groups		First two months Free	First two months Free	First two months Free	First two months Free
Refundable Deposit		In line with managing risk	In line with managing risk	In line with managing risk	In line with managing risk
Filming for commercial use	Per Day	10,235	10,604	10,996	11,381
Filming for non-commercial use	Per Day	3,838	3,976	4,123	4,268


		SCHEDULE OF CHARGES FOR RECREATION FACILITIES REGION D				
	COMMUNITY DEVELOPMENT SPORT AND RECREATION		2025-26	2026-27	2027-28	2028-29
			ZAR	ZAR	ZAR	ZAR
		POWER PARK : MEDIUM HALL				
Hall Hire	Per Day	2,092	2,167	2,248	2,326	
Board Room	Per Day	665	689	714	739	
Braai Area		332	344	357	370	
GROUP ACTIVITIES						
Large	Per Month	399	413	429	444	
Medium	Per Month	266	276	286	296	
Small	Per Month	133	138	143	148	
New Groups		First two months Free	First two months Free	First two months Free	First two months Free	
Refundable Deposit		In line with managing risk	In line with managing risk	In line with managing risk	In line with managing risk	
Filming for commercial use	Per Day	10,235	10,604	10,996	11,381	
Filming for non-commercial use	Per Day	3,838	3,976	4,123	4,268	


		SCHEDULE OF CHARGES FOR RECREATION FACILITIES REGION D				
	COMMUNITY DEVELOPMENT SPORT AND RECREATION		2025-26	2026-27	2027-28	2028-29
			ZAR	ZAR	ZAR	ZAR
		QUACKER COMMUNITY CENTRE				
Hall hire	Per Day	950	984	1,021	1,056	
Side Hall	Per Day	332	344	357	370	
Boardroom	Per Day	207	214	222	230	
Office space	Per Month	399	413	429	444	
GROUP ACTIVITIES						
Large	Per Month	399	413	429	444	
Medium	Per Month	266	276	286	296	
Small	Per Month	133	138	143	148	
New Groups		First two months Free	First two months Free	First two months Free	First two months Free	
Refundable Deposit		In line with managing risk	In line with managing risk	In line with managing risk	In line with managing risk	
Filming for commercial use	Per Day	10,235	10,604	10,996	11,381	
Filming for non-commercial use	Per Day	3,838	3,976	4,123	4,268	


SCHEDULE OF CHARGES FOR RECREATION FACILITIES REGION D					
	COMMUNITY DEVELOPMENT SPORT AND RECREATION				
		2025-26	2026-27	2027-28	2028-29
		ZAR	ZAR	ZAR	ZAR
BUTT HUT					
Naledi, Zola North, Zola South, Realeka, Mapetla, Chiawelo, Phiri, Jabulani, Ikhwezi, Mofolo, Tladi, Dube Boxing, Senoane Pool Hall					
Hall Hire	Per Day	636	659	683	707
Activity Room	Per Day	430	445	462	478
GROUP ACTIVITIES					
Large	Per Month	399	413	429	444
Medium	Per Month	266	276	286	296
Small	Per Month	133	138	143	148
New Groups		First two months Free	First two months Free	First two months Free	First two months Free
Refundable Deposit		In line with managing risk	In line with managing risk	In line with managing risk	In line with managing risk
Filming for commercial use	Per Day	10,235	10,604	10,996	11,381
Filming for non-commercial use	Per Day	3,838	3,976	4,123	4,268


SCHEDULE OF CHARGES FOR RECREATION FACILITIES REGION D					
	COMMUNITY DEVELOPMENT SPORT AND RECREATION				
		2025-26	2026-27	2027-28	2028-29
		ZAR	ZAR	ZAR	ZAR
348 DIEPKLOOF EXTENSION HALL					
MAIN HALL					
Hall Hire	Per Day	332	344	357	370
Office Space	Per Month	399	413	429	444
Open Space	Per Day	1,330	1,378	1,429	1,479
Soccer field	per tournament	199	207	214	222
GROUP ACTIVITIES					
Large	Per Month	399	413	429	444
Medium	Per Month	266	276	286	296
Small	Per Month	133	138	143	148
New Groups		First two months Free	First two months Free	First two months Free	First two months Free
Refundable Deposit		In line with managing risk	In line with managing risk	In line with managing risk	In line with managing risk
Filming for commercial use	Per Day	10,235	10,604	10,996	11,381
Filming for non-commercial use	Per Day	3,838	3,976	4,123	4,268


SCHEDULE OF CHARGES FOR RECREATION FACILITIES REGION D					
	COMMUNITY DEVELOPMENT SPORT AND RECREATION				
		2025-26	2026-27	2027-28	2028-29
		ZAR	ZAR	ZAR	ZAR
MAVIS HALL					
Hall Hire	Per Day	1,335	1,383	1,434	1,484
GROUP ACTIVITIES					
Large	Per Month	399	413	429	444
Medium	Per Month	266	276	286	296
Small	Per Month	133	138	143	148
New Groups		First two months Free	First two months Free	First two months Free	First two months Free
Refundable Deposit		In line with managing risk	In line with managing risk	In line with managing risk	In line with managing risk
Filming for commercial use	Per Day	10,235	10,604	10,996	11,381
Filming for non-commercial use	Per Day	3,838	3,976	4,123	4,268


SCHEDULE OF CHARGES FOR RECREATION FACILITIES REGION D							
	COMMUNITY DEVELOPMENT SPORT AND RECREATION		2025-26	2026-27	2027-28	2028-29	
			ZAR	ZAR	ZAR	ZAR	
INKANYEZI HALL							
	Hall Hire	Per Day	523	542	562	582	
	Activity Room	Per Day	332	344	357	370	
	Gym	Per Month	399	413	429	444	
GROUP ACTIVITIES							
	Large	Per Month	399	413	429	444	
	Medium	Per Month	266	276	286	296	
	Small	Per Month	133	138	143	148	
	New Groups		First two months Free	First two months Free	First two months Free	First two months Free	
	Refundable Deposit		In line with managing risk	In line with managing risk	In line with managing risk	In line with managing risk	
	Filming for commercial use	Per Day	10,235	10,604	10,996	11,381	
	Filming for non-commercial use	Per Day	3,838	3,976	4,123	4,268	


SCHEDULE OF CHARGES FOR RECREATION FACILITIES REGION D							
	COMMUNITY DEVELOPMENT SPORT AND RECREATION		2025-26	2026-27	2027-28	2028-29	
			ZAR	ZAR	ZAR	ZAR	
PROTEA CITY RECREATION CENTRE							
	Hall Hire	Per Day	523	542	562	582	
GROUP ACTIVITIES							
	Large	Per Month	399	413	429	444	
	Medium	Per Month	266	276	286	296	
	Small	Per Month	133	138	143	148	
	New Groups		First two months Free	First two months Free	First two months Free	First two months Free	
	Refundable Deposit		In line with managing risk	In line with managing risk	In line with managing risk	In line with managing risk	
	Filming for commercial use	Per Day	10,235	10,604	10,996	11,381	
	Filming for non-commercial use	Per Day	3,838	3,976	4,123	4,268	


SCHEDULE OF CHARGES FOR RECREATION FACILITIES REGION D							
	COMMUNITY DEVELOPMENT SPORT AND RECREATION		2025-26	2026-27	2027-28	2028-29	
			ZAR	ZAR	ZAR	ZAR	
NOKUPHILA HALL							
	Hall Hire	Per Day	1,189	1,232	1,277	1,322	
	Kitchen	Per Day	332	344	357	370	
	Side Room	Per Day	332	344	357	370	
GROUP ACTIVITIES							
	Large	Per Month	399	413	429	444	
	Medium	Per Month	266	276	286	296	
	Small	Per Month	133	138	143	148	
	New Groups		First two months Free	First two months Free	First two months Free	First two months Free	
	Refundable Deposit		In line with managing risk	In line with managing risk	In line with managing risk	In line with managing risk	
	Filming for commercial use	Per Day	10,235	10,604	10,996	11,381	
	Filming for non-commercial use	Per Day	3,838	3,976	4,123	4,268	


SCHEDULE OF CHARGES FOR RECREATION FACILITIES REGION D					
	COMMUNITY DEVELOPMENT SPORT AND RECREATION				
		2025-26	2026-27	2027-28	2028-29
		ZAR	ZAR	ZAR	ZAR
SPHIWE VILLAGE					
Hall Hire	Per Day	558	578	599	620
GROUP ACTIVITIES					
Large	Per Month	399	413	429	444
Medium	Per Month	266	276	286	296
Small	Per Month	133	138	143	148
New Groups		First two months Free	First two months Free	First two months Free	First two months Free
Refundable Deposit		In line with managing risk	In line with managing risk	In line with managing risk	In line with managing risk
Filming for commercial use	Per Day	10,235	10,604	10,996	11,381
Filming for non-commercial use	Per Day	3,838	3,976	4,123	4,268

SCHEDULE OF CHARGES FOR RECREATION FACILITIES REGION D					
	COMMUNITY DEVELOPMENT SPORT AND RECREATION				
		2025-26	2026-27	2027-28	2028-29
		ZAR	ZAR	ZAR	ZAR
PROTEA GLEN HALL					
Hall Hire	Per Day	1,064	1,102	1,143	1,183
GROUP ACTIVITIES					
Large	Per Month	399	413	429	444
Medium	Per Month	266	276	286	296
Small	Per Month	133	138	143	148
New Groups		First two months Free	First two months Free	First two months Free	First two months Free
Filming for commercial use	Per Day	10,235	10,604	10,996	11,381
Filming for non-commercial use	Per Day	3,838	3,976	4,123	4,268
Refundable Deposit		In line with managing risk	In line with managing risk	In line with managing risk	In line with managing risk


SCHEDULE OF CHARGES FOR RECREATION FACILITIES REGION D					
	COMMUNITY DEVELOPMENT SPORT AND RECREATION				
		2025-26	2026-27	2027-28	2028-29
		ZAR	ZAR	ZAR	ZAR
CHIAWELO RECREATION CENTRE					
Main Hall	Per Day	2,125	2,202	2,283	2,363
Conference room	Per Day	1,555	1,611	1,670	1,729
GROUP ACTIVITIES					
Large	Per Month	399	413	429	444
Medium	Per Month	266	276	286	296
Small	Per Month	133	138	143	148
New Groups		First two months Free	First two months Free	First two months Free	First two months Free
Filming for commercial use	Per Day	10,235	10,604	10,996	11,381
Filming for non-commercial use	Per Day	3,838	3,976	4,123	4,268
Refundable Deposit		In line with managing risk	In line with managing risk	In line with managing risk	In line with managing risk


SCHEDULE OF CHARGES FOR RECREATION FACILITIES REGION D					
	COMMUNITY DEVELOPMENT SPORT AND RECREATION				
		2025-26	2026-27	2027-28	2028-29
		ZAR	ZAR	ZAR	ZAR
PROTEA SOUTH MULTI-PURPOSE CENTRE					
Hire Fee	Per Day	5,162	5,348	5,546	5,740
Activity Room	Per Day	293	303	314	325
Kitchen	Per Day	591	612	635	657
Gym	Per Month	1,569	1,625	1,686	1,745
GROUP ACTIVITIES					
Large	Per Month	399	413	429	444
Medium	Per Month	266	276	286	296
Small	Per Month	133	138	143	148
New Groups		First two months Free	First two months Free	First two months Free	First two months Free
Filming for commercial use	Per Day	10,235	10,604	10,996	11,381
Filming for non-commercial use	Per Day	3,838	3,976	4,123	4,268
Refundable Deposit		In line with managing risk	In line with managing risk	In line with managing risk	In line with managing risk


SCHEDULE OF CHARGES FOR RECREATION FACILITIES REGION D					
	COMMUNITY DEVELOPMENT SPORT AND RECREATION				
		2025-26	2026-27	2027-28	2028-29
		ZAR	ZAR	ZAR	ZAR
BAPEDI HALL					
Hire Fee	Per Day	1,200	1,243	1,289	1,334
Kitchen (only)	Per Day	772	799	829	858
Right Hall	Per Day	491	509	528	546
Left hall	Per Day	505	523	543	562
Studio	Per Day	821	850	882	913
Boxing	Per Month	430	445	462	478
Aerobics	Per Month	200	207	215	222
Group Activities					
Large	Per Month	421	436	452	468
Medium	Per Month	281	291	301	312
Small	Per Month	140	145	151	156
New Groups		First two months Free	First two months Free	First two months Free	First two months Free
Filming for commercial use	Per Day	10,235	10,604	10,996	11,381
Filming for non-commercial use	Per Day	3,838	3,976	4,123	4,268
Refundable Deposit		In line with managing risk	In line with managing risk	In line with managing risk	In line with managing risk


SCHEDULE OF CHARGES FOR RECREATION FACILITIES REGION E						
	COMMUNITY DEVELOPMENT SPORT AND RECREATION					
			2025-26	2026-27	2027-28	2028-29
			ZAR	ZAR	ZAR	ZAR
NORSCOT MANOR RECREATION CENTRE						
BILLIARD / BOARDROOM	Per Hour		317	328	341	353
Group Fee	Per Hour		143	148	153	159
ERIKSEN / BOARDROOM 3						
	Per Hour		238	246	255	264
Group Fee	Per Hour		143	148	153	159
LAPA						
	Per Day		1,897	1,965	2,038	2,109
Group Fee	Per Hour		105	109	113	117
ROOMS						
TROON / BLUE PANTRY / STUDIO 1						
	Per Hour		198	205	213	220
Group fee	Per Hour		135	140	145	150
STAVANGER						
	Per Hour		174	181	187	194
Group fee	Per Hour		126	131	136	140
PLOVER AND STUDIO 2						
	Per Hour		143	148	153	159
Group fee	Per Hour		111	115	119	123
GARDEN AREA						
Private use	Per Day		986	1,022	1,059	1,096
Corporate use	Per Day		1,776	1,840	1,908	1,974
SECRET GARDEN						
	Per Day		14,462	14,982	15,537	16,081
Kitchen	Per Hour		135	140	145	150


GROUP FEES:						
OTHER GROUPS						
Art Adult	Per Month		2,075	2,150	2,229	2,307
Callanetics	Per Term		7,763	8,042	8,340	8,632
Domestic Training	Per Session		128	132	137	142
Drama	Per Term		2,527	2,618	2,715	2,810
Run / Walk for Life	Per Month		1,427	1,478	1,533	1,587
New Groups			First two months Free	First two months Free	First two months Free	First two months Free
Filming for commercial use	Per Day		10,235	10,604	10,996	11,381
Filming for non-commercial use	Per Day		3,838	3,976	4,123	4,268
Refundable Deposit			In line with managing risk	In line with managing risk	In line with managing risk	In line with managing risk


SCHEDULE OF CHARGES FOR RECREATION FACILITIES REGION E					
	COMMUNITY DEVELOPMENT SPORT AND RECREATION				
		2025-26	2026-27	2027-28	2028-29
		ZAR	ZAR	ZAR	ZAR
JABULA RECREATION CENTRE					
HALL HIRE					
Hibiscus Hall					
Hiring fee	Per Day	3,459	3,584	3,716	3,846
Group fees	Per Hour	146	151	157	162
Bougainvillea					
Hiring fee	Per Day	2,334	2,418	2,507	2,595
Group fees	Per Hour	120	125	129	134
ROOMS					
Camelia Cosmos / Fuchsia / Dahlia, Daisy, Jasmine, Sunflower and Tulip					
Hiring fee	Per Day	1,632	1,690	1,753	1,814
Group fees	Per Hour	107	90	93	97
Childrens Parties	3 hours	666	690	715	740
Azalea					
Hiring fee	Per Day	1,127	1,168	1,211	1,253
Group fees	Per Hour	106	100	104	107
Periwinkle					
Hiring fee	Per Day	894	926	961	994
Group fees	Per Hour	98	90	93	97
Magnolia					
Hiring fee	Per Day	1,007	1,043	1,082	1,119
Group fees	Per Hour	124	100	104	107
Violet					
Hiring fee	Per Day	751	779	807	836
Group fees	Per Hour	67	69	72	74
Wisreria					
Hiring fee	Per Day	507	526	545	564
Group fees	Per Hour	67	69	72	74
Iris					
Hiring fee	Per Day	190	197	204	212
Group fees	Per Hour	62	64	66	69
Zozo Room					
Hiring fee	Per Day	-	507	526	544
Group fees	Per Hour	-	67	69	72
New Groups					
		First two months Free	First two months Free	First two months Free	First two months Free
Filming for commercial use	Per Day	10,235	10,604	10,996	11,381
Filming for non-commercial use	Per Day	3,838	3,976	4,123	4,268
Refundable Deposit		In line with managing risk	In line with managing risk	In line with managing risk	In line with managing risk


SCHEDULE OF CHARGES FOR RECREATION FACILITIES REGION E					
	COMMUNITY DEVELOPMENT SPORT AND RECREATION				
		2025-26	2026-27	2027-28	2028-29
		ZAR	ZAR	ZAR	ZAR
ERNEST ULLMANN RECREATION CENTRE					
MAIN HALL					
Hiring fee	Per Day	6,649	6,889	7,144	7,394
Group Fee	Per Hour	135	140	145	150
Corporate Functions	Per Day	9,309	9,644	10,001	10,351
ART ROOM					
Group fee	Per Hour	76	79	82	85
POTTERY					
Outreach Group fee	Per Hour	65	67	70	72
Group fee	Per Hour	140	145	150	155
STUDIO 1 / STUDIO 2					
Hiring fee	Per Day	2,074	2,148	2,228	2,306
Group fees	Per Hour	98	102	106	109
STUDIO 4					
Hiring fee	Per Day	1,338	1,386	1,438	1,488
Group fee	Per Hour	89	92	95	99
GLASS STUDIO					
Hiring fee	Per Day	1,338	1,386	1,438	1,488
Group fee	Per Hour	76	79	82	85
OUTDOOR PARK					
	Per Day	1,064	1,102	1,143	1,183
COFFEE SHOP					
	Per Month	5,883	6,094	6,320	6,541
BOOKSHOP					
	Per Month	1,277	1,323	1,372	1,420
PARKING AREA					
	Per Function	702	727	754	780
GROUP FEES					
REGULAR GROUPS					
Gymnastics	Per Month	12,838	12,838	13,313	13,779
Kip Mcgrath	Per Month	13,254	12,245	12,698	13,142
Modern Dance	Per Month	6,154	6,154	6,382	6,605
Moms and Babes	Per Month	4,391	3,391	3,516	3,640
Play School	Per Month	8,970	8,970	9,302	9,627
Stage Bright	Per Month	2,174	1,674	1,736	1,797
Time Diet	Per Month	1,050	525	544	563
New Groups		First two months Free	First two months Free	First two months Free	First two months Free
Filming for commercial use	Per Day	10,235	10,604	10,996	11,381
Filming for non-commercial use	Per Day	3,838	3,976	4,123	4,268
Refundable Deposit		In line with managing risk	In line with managing risk	In line with managing risk	In line with managing risk


		SCHEDULE OF CHARGES FOR RECREATION FACILITIES REGION E			
		COMMUNITY DEVELOPMENT SPORT AND RECREATION			
		2025-26	2026-27	2027-28	2028-29
		ZAR	ZAR	ZAR	ZAR
WENDYWOOD RECREATION CENTRE					
MAIN HALL 1					
Hall Hire fee	Per Day	2,859	2,962	3,072	3,179
Group fee	Per Hour	130	135	140	145
Kitchen (new)					
Hiring fee	Per Day	1,064	1,102	1,143	1,183
Wendywood Social Group WATTF	Per Month	747	774	802	830
Wendywood Social Group Umuada	Per Month	-	408	423	438
Ballet	Per Month	6,345	6,345	6,580	6,810
Tennis Per Court	Per Month	1,650	1,650	1,711	1,771
Tennis Per Court NGO/NPO	Per Month	825	825	855	885
Tennis Courts social groups	Per Hour	69	69	72	74
Tennis Tournament	Per Tournament	-	791	820	849
Squash Social Fee	Per Hour	69	72	75	77
Bowling Green	Per Month	-	1,650	1,711	1,771
Parking Space Rental - (during events)	Per Day	-	1,653	1,714	1,774
Filming for commercial use	Per Day	10,235	10,604	10,996	11,381
Filming for non-commercial use	Per Day	3,838	3,976	4,123	4,268
Refundable Deposit		In line with managing risk	In line with managing risk	In line with managing risk	In line with managing risk


SCHEDULE OF CHARGES FOR RECREATION FACILITIES REGION E					
	COMMUNITY DEVELOPMENT SPORT AND RECREATION				
		2025-26	2026-27	2027-28	2028-29
		ZAR	ZAR	ZAR	ZAR
PATERSON PARK RECREATION CENTRE					
MAIN HALL					
Hiring Fee - Community (Including Kitchen & Deck)	Per Day	6,649	6,889	7,144	7,394
Hire Fee - Corporate Function (Including Kitchen & Deck)	Per Day	9,309	9,644	10,001	10,351
Group Fee	Per Hour	202	210	217	225
DANCING STUDIO					
Group Fee	Per Hour	114	118	122	127
BOARDROOM					
Hiring Fee (Meetings/Workshops)	Per Hour	253	262	272	281
Group Fee	Per Hour	76	79	81	84
ACTIVITY ROOM					
Hiring Fee	Per Hour	88	92	95	98
OUTSIDE AMPHITHEATRE					
Hiring Fee (Community Based)	Per Hour	101	105	109	112
Hiring Fee (Professional)	Per Hour	379	393	407	422
New Groups		First two months Free	First two months Free	First two months Free	First two months Free
Filming for commercial use	Per Day	10,235	10,604	10,996	11,381
Filming for non-commercial use	Per Day	3,838	3,976	4,123	4,268
Refundable Deposit		In line with managing risk	In line with managing risk	In line with managing risk	In line with managing risk


		SCHEDULE OF CHARGES FOR RECREATION FACILITIES REGION E			
		COMMUNITY DEVELOPMENT SPORT AND RECREATION			
		2025-26	2026-27	2027-28	2028-29
		ZAR	ZAR	ZAR	ZAR
FIELD AND STUDY RECREATION CENTRE					
MAIN HALL					
Hiring Fee	Per Day	3,948	4,090	4,241	4,389
Group fee	Per Hour	167	173	180	186
LAPA					
Hiring Fee	Per Day	3,551	3,679	3,815	3,949
Group fee	Per Hour	105	108	112	116
LAPA 2					
Childrens Party	Per Session	1,276	1,322	1,371	1,419
ROOM 1					
Hiring Fee	Per Day	1,435	1,486	1,541	1,595
Group Fee	Per Hour	119	123	128	132
ROOM 2					
Hiring Fee	Per Day	1,974	2,045	2,120	2,195
Group Fee	Per Hour	135	140	145	150
ROOM 3					
Hiring Fee	Per Day	2,402	2,488	2,580	2,671
Group Fee	Per Hour	159	164	170	176
ROOM 4					
Hiring Fee	Per Hour	113	117	121	126
Kitchen Fee	Per Hour	246	255	264	274
Group fee	Per Hour	152	157	163	169
STUDIO 1					
Hiring Fee	Per Day	3,416	3,539	3,670	3,799
Group Per Hour	Per Hour	190	160	166	172
STUDIO 2					
Hiring Fee Per Day	Per Day	1,514	1,569	1,627	1,683
Group Per Hour	Per Hour	119	123	128	132
STUDIO 3					
Hiring Fee	Per Day	2,362	2,447	2,538	2,627
Group Fee	Per Hour	135	140	145	150
GARDEN AREA					
Private Use	Per Session	1,340	1,388	1,439	1,490
Corporate Use	Per Day	4,019	4,164	4,318	4,469
OTHER GROUPS					
Art Studio	Per Month	3,661	3,793	3,933	4,071
Bridge	Per Month	1,040	1,077	1,117	1,156
Montessori Pre School	Per Month	10,598	10,980	11,386	11,784
Sewing - domestic course	Per Month	2,806	2,907	3,015	3,120
New Groups		First two months Free	First two months Free	First two months Free	First two months Free
Filming for commercial use	Per Day	10,235	10,604	10,996	11,381
Filming for non-commercial use	Per Day	3,838	3,976	4,123	4,268
Refundable Deposit		In line with managing risk	In line with managing risk	In line with managing risk	In line with managing risk



SCHEDULE OF CHARGES FOR RECREATION FACILITIES REGION E					
	COMMUNITY DEVELOPMENT SPORT AND RECREATION				
		2025-26	2026-27	2027-28	2028-29
		ZAR	ZAR	ZAR	ZAR
MARLBORO HALL					
Hall Hire Per Day	Per Day	3,012	3,121	3,236	3,349
Group Free	Per Hour	143	148	153	159
STUDIO					
Group Free	Per Hour	98	102	106	109
Side Room 1					
Group Free	Per Hour	40	41	43	44
LAPA AREA					
Outside Cooking Area (extra fees)	Per Day	1,330	1,378	1,429	1,479
Office Space Rental - Professional	Per Day	-	50	52	54
Office Space Rental - Amateur	Per Day	-	40	41	43
New Groups		First two months Free	First two months Free	First two months Free	First two months Free
Filming for commercial use	Per Day	10,235	10,604	10,996	11,381
Filming for non-commercial use	Per Day	3,838	3,976	4,123	4,268
Refundable Deposit		In line with managing risk	In line with managing risk	In line with managing risk	In line with managing risk

SCHEDULE OF CHARGES FOR RECREATION FACILITIES REGION E					
	COMMUNITY DEVELOPMENT SPORT AND RECREATION				
		2025-26	2026-27	2027-28	2028-29
		ZAR	ZAR	ZAR	ZAR
BEZ VALLEY CARAVAN PARK					
Caravan Park					
Week Days					
Per stand (2 persons per caravan)	Per Day	117	122	126	130
Extra per person	Per Day	32	33	34	35
Weekends					
Per Stand 2 persons per caravan	Per Day	140	145	150	155
Extra per person	Per Day	48	49	51	53
LAPA					
50 People or less	Per Day	503	521	540	559
51 - 150	Per Day	1,117	1,157	1,200	1,242
151-300	Per Day	1,674	1,735	1,799	1,862
300 - 500	Per Day	2,108	2,184	2,265	2,344
Corporate Fee 2 x Venue Hire					
New Groups		First two months Free	First two months Free	First two months Free	First two months Free
Filming for commercial use	Per Day	10,235	10,604	10,996	11,381
Filming for non-commercial use	Per Day	3,838	3,976	4,123	4,268
Refundable Deposit		In line with managing risk	In line with managing risk	In line with managing risk	In line with managing risk


SCHEDULE OF CHARGES FOR RECREATION FACILITIES REGION E					
	COMMUNITY DEVELOPMENT SPORT AND RECREATION				
		2025-26	2026-27	2027-28	2028-29
		ZAR	ZAR	ZAR	ZAR
ATREC SPORT COMPLEX					
HALL Hire	Per Day	2,038	2,112	2,190	2,267
Group Free	Per Hour	110	114	118	122
KITCHEN	Per Day	785	814	844	873
DINING HALL	Per Day	1,570	1,627	1,687	1,746
STUDIO 1 & 2 (new)					
Hiring Fee	Per Day	887	919	953	987
Group Fee	Per Hour	44	46	48	49
GROUND HIRE	Per Function	2,042	2,115	2,193	2,270
New Groups		First two months Free	First two months Free	First two months Free	First two months Free
Filming for commercial use	Per Day	10,235	10,604	10,996	11,381
Filming for non-commercial use	Per Day	3,838	3,976	4,123	4,268
Refundable Deposit		In line with managing risk	In line with managing risk	In line with managing risk	In line with managing risk

SCHEDULE OF CHARGES FOR RECREATION FACILITIES REGION E					
	COMMUNITY DEVELOPMENT SPORT AND RECREATION				
		2025-26	2026-27	2027-28	2028-29
		ZAR	ZAR	ZAR	ZAR
EASTBANK HALL					
Hall Hire	Per Day	3,012	3,121	3,236	3,349
Group Fee	Per Hour	140	145	150	155
New Groups		First two months Free	First two months Free	First two months Free	First two months Free
Filming for commercial use	Per Day	10,235	10,604	10,996	11,381
Filming for non-commercial use	Per Day	3,838	3,976	4,123	4,268
Refundable Deposit		In line with managing risk	In line with managing risk	In line with managing risk	In line with managing risk


SCHEDULE OF CHARGES FOR RECREATION FACILITIES REGION E					
	COMMUNITY DEVELOPMENT SPORT AND RECREATION				
		2025-26	2026-27	2027-28	2028-29
		ZAR	ZAR	ZAR	ZAR
KLIPFONTEIN VIEW MULTIPURPOSE CENTRE					
HALL HIRE					
KOPANONG					
Hiring fee	Per Day	3,012	3,121	3,236	3,350
Group fee	Per Hour	67	69	72	74
OUTDOOR PARK					
Hiring fee	Per Day	1,061	1,099	1,140	1,180
OTHER GROUPS					
Yoga	Per Month	-	450	467	483
Aerobics	Per Month	-	450	467	483
Dance	Per Month	-	450	467	483
Boxing	Per Month	-	450	467	483
Karate	Per Month	-	450	467	483
Choral Music	Per Month	-	450	467	483
New Groups		First two months Free	First two months Free	First two months Free	First two months Free
Filming for commercial use	Per Day	10,235	10,604	10,996	11,381
Filming for non-commercial use	Per Day	3,838	3,976	4,123	4,268
Refundable Deposit		In line with managing risk	In line with managing risk	In line with managing risk	In line with managing risk


SCHEDULE OF CHARGES FOR RECREATION FACILITIES REGION F						
	COMMUNITY DEVELOPMENT SPORT AND RECREATION					
			2025-26	2026-27	2027-28	2028-29
			ZAR	ZAR	ZAR	ZAR
CROWN GARDENS REC CENTRE						
HALL HIRE						
Protea Hall	Per Day		7,781	8,061	8,359	8,652
Blue Room	Per Day		774	802	831	860
TV Room	Per Day		1,076	1,115	1,156	1,196
Pre-Fab Room	Per Day		774	802	831	860
Kitchen	Per Day		1,040	1,077	1,117	1,156
Group Activities						
Protea Hall	Per Hour		76	79	82	85
Blue Room	Per Hour		13	14	14	15
TV Room	Per Hour		18	18	19	20
Pre-Fab Room	Per Hour		13	14	14	15
Sport Activities						
Courts	Per Hour		26	27	28	29
Lights on courts	Per Hour		126	131	135	140
New Groups			First two months Free	First two months Free	First two months Free	First two months Free
Filming for commercial use	Per Day		10,235	10,604	10,996	11,381
Filming for non-commercial use	Per Day		3,838	3,976	4,123	4,268
Refundable Deposit			In line with managing risk	In line with managing risk	In line with managing risk	In line with managing risk
SCHEDULE OF CHARGES FOR RECREATION FACILITIES REGION F						
	COMMUNITY DEVELOPMENT SPORT AND RECREATION					
			2025-26	2026-27	2027-28	2028-29
			ZAR	ZAR	ZAR	ZAR
KLIPRIVERSBERG REC CENTRE						
HALL HIRE						
Kiepersol A or B	Per Day		8,139	8,432	8,744	9,050
Kiepersol A+B	Per Day		16,017	16,593	17,207	17,810
Tamboe	Per Day		4,934	5,112	5,301	5,487
Geelhout	Per Day		3,675	3,807	3,948	4,086
Lala Palm	Per Day		3,675	3,807	3,948	4,086
Strelitzia	Per Day		1,625	1,683	1,745	1,807
Pyramid	Per Day		3,483	3,608	3,742	3,873
Boardroom	Per Day		1,207	1,250	1,297	1,342
Boardroom (corporate fee)	Per Day		2,296	2,379	2,467	2,553
Kitchen	Per Day		411	426	442	457
Cafeteria	Per Day		1,043	1,081	1,121	1,160
Storeroom	Per Month		353	366	379	392
Foyer	Per Day		3,954	4,096	4,248	4,397
Lapa Area (09:00 to 17:00)	Per Day		3,513	3,639	3,774	3,906
Lapa Area (14:00 to 22:00)	Per Day		7,026	7,279	7,548	7,812


	Sport Fields					
	Rugby (February to November)	Per Season	18,969	19,652	20,379	21,092
	Rugby (Casual/Friendly)	Per Game	478	495	514	532
	Rugby (Casual/Friendly)(with lights)	Per Game	604	626	649	672
	Soccer (February to November)	Per Season	18,969	19,652	20,379	21,092
	Soccer (Casual/Friendly)	Per Game	478	495	514	532
	Hockey (Training/casual/friendly)	Per Hour	134	139	144	149
	Hockey (league match)	Per Game	478	495	514	532
	Shower usage	Per Month	604	626	649	672
	Centres Recreation Groups	Per Hour	134	139	144	149
	Boxing	Per Month	1,975	2,046	2,122	2,196
	Gym	Per Month	3,946	4,088	4,239	4,388
	Rental (School)	Per Month	4,778	4,950	5,134	5,313
	Floodlights	Per Hour	126	131	135	140
	Field Area Outside Lala Palm	Per Day	16,457	17,049	17,680	18,299
	New Groups		First two months Free	First two months Free	First two months Free	First two months Free
	Filming for commercial use	Per Day	10,235	10,604	10,996	11,381
	Filming for non-commercial use	Per Day	3,838	3,976	4,123	4,268
	Refundable Deposit		In line with managing risk	In line with managing risk	In line with managing risk	In line with managing risk

SCHEDULE OF CHARGES FOR RECREATION FACILITIES REGION F					
	COMMUNITY DEVELOPMENT SPORT AND RECREATION				
		2025-26	2026-27	2027-28	2028-29
		ZAR	ZAR	ZAR	ZAR
SOUTHERN SUBURBS					
HALL HIRE					
Main Hall 540sqm (200 -230 people)	Per Day	3,596	3,725	3,863	3,998
Oak Room 143sqm (70 - 100 people)	Per Day	2,363	2,448	2,539	2,628
Glasshouse 160sqm (90 - 120 people)	Per Day	2,233	2,314	2,399	2,483
Blue Room 90sqm	Per Day	1,182	1,224	1,270	1,314
Foyer	Per Day	3,954	4,096	4,248	4,397
Recreational Groups					
Main Hall	Per Hour	53	55	57	59
Blue Room	Per Hour	36	37	38	40
Oak Room	Per Hour	53	55	57	59
Glass Room	Per Hour	53	55	57	59
Dancing	Per Hour	53	55	57	59
Karate	Per Hour	53	55	57	59
Yoga	Per Hour	36	37	39	40
Scarletics	Per Hour	61	63	65	67
Aerobics	Per Hour	27	28	29	30
Judo	Per Hour	36	37	39	40
Pigeons	Per Season	1,989	2,061	2,137	2,212
Rentals					
Box Office	Per Month	3,325	3,444	3,572	3,697
Pottery	Per Month	323	334	347	359
Creche Rental	Per Month	3,030	3,139	3,255	3,369
Soccer Fields					
Casual Use	Per Game	527	546	566	586
Cricket Field - Lower	Per Game	920	954	989	1,023
Cricket Field - Upper	Per Game	788	816	846	876
Casual Use	Per Game	527	546	566	586
Night Games (floodlights not included)	Per Game	661	685	711	735
Floodlights	Per Game	132	137	142	147
New Groups		First two months Free	First two months Free	First two months Free	First two months Free
Filming for commercial use	Per Day	10,235	10,604	10,996	11,381
Filming for non-commercial use	Per Day	3,838	3,976	4,123	4,268
Refundable Deposit		In line with managing risk	In line with managing risk	In line with managing risk	In line with managing risk

SCHEDULE OF CHARGES FOR RECREATION FACILITIES REGION F					
	COMMUNITY DEVELOPMENT SPORT AND RECREATION				
		2025-26	2026-27	2027-28	2028-29
		ZAR	ZAR	ZAR	ZAR
SOUTH RAND RECREATION CENTRE					
HALL HIRE					
Jupiter	Per Day	2,493	2,583	2,679	2,773
Neptune	Per Day	1,874	1,941	2,013	2,084
Neptune including Lapa Area for fuctions	Per Day	2,233	2,314	2,399	2,483
Venus	Per Day	362	375	389	402
Lapa area with braai facility	Per Day	606	628	651	674
Gym Room	Per Day	343	355	369	382
Group Activities					
Aerobics / Taebo	Per Hour	29	30	31	32
Boxing	Per Hour	33	34	36	37
Karate	Per Hour	51	53	54	56
Dancing	Per Hour	51	53	54	56
SASFA	Per Hour	24	25	26	27
Court Usage (Netball\Basketball)	Per Hour	27	28	29	30
Open area					
Per Day	Per Day	265	274	284	294
Per Day with electricity	Per Day	392	407	422	436
New Groups		First two months Free	First two months Free	First two months Free	First two months Free
Filming for commercial use	Per Day	10,235	10,604	10,996	11,381
Filming for non-commercial use	Per Day	3,838	3,976	4,123	4,268
Refundable Deposit		In line with managing risk	In line with managing risk	In line with managing risk	In line with managing risk


SCHEDULE OF CHARGES FOR RECREATION FACILITIES REGION F					
	COMMUNITY DEVELOPMENT SPORT AND RECREATION				
		2025-26	2026-27	2027-28	2028-29
		ZAR	ZAR	ZAR	ZAR
MONDEOR REC CENTRE					
HALL RENTAL					
Main Hall	Per Day	2,493	2,583	2,679	2,773
Groups	Per Hour	101	105	109	112
Moth Hall		787	815	846	875
Groups	Per Hour	57	59	61	63
New Groups		First two months Free	First two months Free	First two months Free	First two months Free
Filming for commercial use	Per Day	10,235	10,604	10,996	11,381
Filming for non-commercial use	Per Day	3,838	3,976	4,123	4,268
Refundable Deposit		In line with managing risk	In line with managing risk	In line with managing risk	In line with managing risk

SCHEDULE OF CHARGES FOR RECREATION FACILITIES REGION F					
	COMMUNITY DEVELOPMENT SPORT AND RECREATION				
		2025-26	2026-27	2027-28	2028-29
		ZAR	ZAR	ZAR	ZAR
BERTHA SOLOMONS REC CENTRE					
Main Hall					
Hiring fee	Per Day	1,781	1,845	1,914	1,981
Small Hall					
Hiring fee	Per Day	1,197	1,240	1,286	1,331
Rooms					
Boardroom					
Hiring fee	Per Day	597	619	642	664
Sewing Room					
Hiring fee	Per Day	597	619	642	664
Croztech Room					
Hiring fee	Per Day	597	619	642	664
Kitchen	Per Day	1,040	1,077	1,117	1,156
Hard Court & 5 a side court	Per Hour	26	27	28	29
Indoor Soccer	Per Hour	392	406	421	436
Netball	Per Hour	392	406	421	436
Flood Lights	Per Hour	35	36	38	39
New Groups		First two months Free	First two months Free	First two months Free	First two months Free
Filming for commercial use	Per Day	10,235	10,604	10,996	11,381
Filming for non-commercial use	Per Day	3,838	3,976	4,123	4,268
Refundable Deposit		In line with managing risk	In line with managing risk	In line with managing risk	In line with managing risk


SCHEDULE OF CHARGES FOR RECREATION FACILITIES						
	COMMUNITY DEVELOPMENT SPORT AND RECREATION					
			2025-26	2026-27	2027-28	2028-29
			ZAR	ZAR	ZAR	ZAR
BRAAMFONTEIN REC CENTRE						
Alec Gorshel Complete						
Hiring fee	Per Day		15,973	16,548	17,160	17,761
Institutions with Special tariff	Per Day		13,649	14,140	14,664	15,177
Alec Gorshel Big						
Hiring fee	Per Day		14,372	14,890	15,440	15,981
Alec Gorshel Small						
Hiring fee	Per Day		12,957	13,423	13,920	14,407
Institutions with Special tariff	Per Day		11,610	12,028	12,473	12,909
Rooms						
Scorpio						
Hiring fee	Per Day		3,049	3,159	3,276	3,390
Institution with Special tariff	Per Day		2,765	2,864	2,970	3,074
Gemini						
Hiring Fee	Per Day		2,535	2,627	2,724	2,819
Institution with Special tariff	Per Day		2,282	2,364	2,451	2,537
Leo						
Hiring fee	Per Day		2,535	2,627	2,724	2,819
Institution with Special tariff	Per Day		2,282	2,364	2,451	2,537
Leo and Gemini						
Hiring fee	Per Day		4,804	4,977	5,161	5,342
Institution with Special tariff	Per Day		4,349	4,505	4,672	4,835

Karate						
Hiring fee	Per Day		1,841	1,907	1,978	2,047
Institutions with Special tariff	Per Day		1,660	1,720	1,784	1,846
Squash						
Hiring fee	Per Day		866	898	931	963
Institutions with Special tariff	Per Day		778	806	836	865
Kitchen						
Hiring fee	Per Day		1,091	1,131	1,172	1,213
Squash						
Daily Fee	Per Day		46	48	50	51
New Groups			First two months Free	First two months Free	First two months Free	First two months Free
Filming for commercial use	Per Day		10,235	10,604	10,996	11,381
Filming for non-commercial use	Per Day		3,838	3,976	4,123	4,268
Refundable Deposit			In line with managing risk	In line with managing risk	In line with managing risk	In line with managing risk


		SCHEDULE OF CHARGES FOR RECREATION FACILITIES REGION F			
	COMMUNITY DEVELOPMENT SPORT AND RECREATION				
		2025-26	2026-27	2027-28	2028-29
		ZAR	ZAR	ZAR	ZAR
HILLBROW RECREATION CENTRE					
Main Hall					
Hiring fee	Per Day	1,649	1,708	1,772	1,834
Side Hall					
Junior Room	Per Day	665	689	714	739
Lounge Room	Per Day	936	970	1,006	1,041
Creche Room (Weekend Hire)	Per Day	936	970	1,006	1,041
Art Room	Per Day	665	689	714	739
Group Per Hour	Per Hour	140	145	151	156
Creche Rental	Per Month	3,030	3,139	3,255	3,369
New Groups		First two months Free	First two months Free	First two months Free	First two months Free
Filming for commercial use	Per Day	10,235	10,604	10,996	11,381
Filming for non-commercial use	Per Day	3,838	3,976	4,123	4,268
Refundable Deposit		In line with managing risk	In line with managing risk	In line with managing risk	In line with managing risk


		SCHEDULE OF CHARGES FOR RECREATION FACILITIES REGION F			
	COMMUNITY DEVELOPMENT SPORT AND RECREATION				
		2025-26	2026-27	2027-28	2028-29
		ZAR	ZAR	ZAR	ZAR
GROSVENOR RECREATION CENTRE					
Hall Hire					
Whale Hall	Per Day	4,127	4,276	4,434	4,589
Dolphin Hall	Per Day	2,066	2,140	2,219	2,297
Activity Room 1	Per Day	322	333	346	358
Activity Room 2	Per Day	322	333	346	358
Conferences / Meetings					
Whale Hall Full House	Per Day	3,912	4,053	4,203	4,350
Dolphine Hall	Per Day	1,958	2,029	2,104	2,177
SPORT ACTIVITIES					
Tennis Courts	Per Session	745	772	801	829
Aerobics	Per Hour	27	28	29	30
DESCRIPTION					
Group Activities	Per Month	665	689	714	739
New Groups		First two months Free	First two months Free	First two months Free	First two months Free
Filming for commercial use	Per Day	10,235	10,604	10,996	11,381
Filming for non-commercial use	Per Day	3,838	3,976	4,123	4,268
Refundable Deposit		In line with managing risk	In line with managing risk	In line with managing risk	In line with managing risk

SCHEDULE OF CHARGES FOR RECREATION FACILITIES REGION F					
	COMMUNITY DEVELOPMENT SPORT AND RECREATION				
		2025-26	2026-27	2027-28	2028-29
		ZAR	ZAR	ZAR	ZAR
HOFLAND PARK REC CENTRE					
Main Hall					
Hiring fee	Per Day	1,138	1,179	1,222	1,265
Groups	Per Hour	133	138	143	148
Side Hall					
Hiring fee	Per Day	597	619	642	664
Room 1					
Hiring fee	Per Day	276	286	296	306
Groups	Per Hour	42	43	45	47
Hard Court	Per Hour	26	27	28	29
New Groups		First two months Free	First two months Free	First two months Free	First two months Free
Filming for commercial use	Per Day	10,235	10,604	10,996	11,381
Filming for non-commercial use	Per Day	3,838	3,976	4,123	4,268
Refundable Deposit		In line with managing risk	In line with managing risk	In line with managing risk	In line with managing risk


SCHEDULE OF CHARGES FOR RECREATION FACILITIES REGION F					
	COMMUNITY DEVELOPMENT SPORT AND RECREATION				
		2025-26	2026-27	2027-28	2028-29
		ZAR	ZAR	ZAR	ZAR
MAURICE FREEMAN REC CENTRE					
Main Hall					
Hiring fee	Per Day	1,045	1,083	1,123	1,162
Group Fees	Per Hour	190	196	204	211
Side Hall					
Hiring fee	Per Day	597	619	642	664
Room 1					
Hiring fee	Per Day				
Kitchen	Per Day	251	260	270	279
New Groups		First two months Free	First two months Free	First two months Free	First two months Free
Filming for commercial use	Per Day	10,235	10,604	10,996	11,381
Filming for non-commercial use	Per Day	3,838	3,976	4,123	4,268
Refundable Deposit		In line with managing risk	In line with managing risk	In line with managing risk	In line with managing risk


SCHEDULE OF CHARGES FOR RECREATION FACILITIES REGION F					
	COMMUNITY DEVELOPMENT SPORT AND RECREATION				
		2025-26	2026-27	2027-28	2028-29
		ZAR	ZAR	ZAR	ZAR
YEOVILLE RECREATION CENTRE					
HALL RENTAL					
Main Hall	Per Hour	233	241	250	259
Gold Room	Per Hour	209	217	225	233
Yellow Room	Per Hour	209	217	225	232
Silver Room	Per Hour	106	110	114	118
Blue Room	Per Hour	71	73	76	78
Green Room	Per Hour	71	73	76	78
Open Space	Per Day	580	601	623	645
GROUP FEES					
Aerobics	Per Hour	28	29	30	31
Creche Rental	Per Month	1,818	1,883	1,953	2,022
New Groups		First two months Free	First two months Free	First two months Free	First two months Free
Filming for commercial use	Per Day	10,235	10,604	10,996	11,381
Filming for non-commercial use	Per Day	3,838	3,976	4,123	4,268
Refundable Deposit		In line with managing risk	In line with managing risk	In line with managing risk	In line with managing risk



SCHEDULE OF CHARGES FOR RECREATION FACILITIES REGION F					
	COMMUNITY DEVELOPMENT SPORT AND RECREATION				
		2025-26	2026-27	2027-28	2028-29
		ZAR	ZAR	ZAR	ZAR
JAN HOFMEYR RECREATION					
HALL HIRE					
Main Hall					
Hiring fee	Per Day	1,461	1,514	1,570	1,625
Stoep area	Per Day	211	219	227	235
ACTIVITY ROOMS					
Room 1	Per Hour	175	181	188	194
Soccer Field	Per Day	478	495	514	532
Netball Court	Per Month	392	406	421	436
GROUP FEES:					
Art	Per Month	323	334	347	359
Aerobics	Per Hour	28	29	30	31
New Groups		First two months Free	First two months Free	First two months Free	First two months Free
Filming for commercial use	Per Day	10,235	10,604	10,996	11,381
Filming for non-commercial use	Per Day	3,838	3,976	4,123	4,268
Refundable Deposit		In line with managing risk	In line with managing risk	In line with managing risk	In line with managing risk


		SCHEDULE OF CHARGES FOR RECREATION FACILITIES				
	COMMUNITY DEVELOPMENT SPORT AND RECREATION					
			2025-26	2026-27	2027-28	2028-29
			ZAR	ZAR	ZAR	ZAR
BRIXTON MULTIPURPOSE (NEW)						
HALL HIRE						
<i>Main Hall</i>						
	Hire Fee - Community	Per Day	4,731	4,901	5,082	5,260
	Hire Fee - Commercial	Per Day	9,579	9,923	10,291	10,651
<i>1/2 of Main Hall</i>						
	Hire Fee - Community	Per Day	2,365	2,450	2,540	2,629
	Hire Fee - Commercial	Per Day	4,731	4,901	5,082	5,260
<i>Auditorium</i>						
	Hire Fee - Community	Per Day	2,424	2,511	2,604	2,695
	Hire Fee - Commercial	Per Day	4,848	5,023	5,208	5,391
<i>Boardroom</i>						
	Hire Fee - Community	Per Day	528	547	568	588
	Hire Fee - Commercial	Per Day	1,057	1,095	1,135	1,175
<i>Art Room</i>						
	Hire Fee - Community	Per Day	264	274	284	294
	Hire Fee - Commercial	Per Day	528	547	568	588
<i>Activity Room</i>						
	Hire Fee - Community	Per Day	572	593	615	636
	Hire Fee - Commercial	Per Day	1,144	1,185	1,229	1,272
<i>Dance Room</i>						
	Hire Fee - Community	Per Day	572	593	615	636
	Hire Fee - Commercial	Per Day	1,144	1,185	1,229	1,272
<i>1/2 of Dance Room</i>						
	Hire Fee - Community	Per Day	286	296	307	318
	Hire Fee - Commercial	Per Day	572	593	615	636
<i>Discussion Room</i>						
	Hire Fee - Community	Per Day	264	274	284	294
	Hire Fee - Commercial	Per Day	528	547	568	588


	<i>Main Kitchen</i>					
	Hire Fee - Community	Per Day	3,030	3,139	3,255	3,369
	Hire Fee - Commercial	Per Day	6,060	6,278	6,511	6,738
	<i>Satellite Kitchen</i>					
	Hire Fee - Community	Per Day	1,021	1,057	1,096	1,135
	Hire Fee - Commercial	Per Day	2,041	2,115	2,193	2,270
	<i>Kiosk</i>					
	Hire Fee - Community	Per Day	301	311	323	334
	Hire Fee - Commercial	Per Day	602	624	647	670
	<i>Indoor Multipurpose Court</i>					
	Hire Fee - Community	Per Day	7,678	7,955	8,249	8,538
	Hire Fee - Commercial	Per Day	15,356	15,909	16,498	17,075
	Group Activities					
	Indoor Group Training	Per Month	810	839	870	901
	Soccer Casual Games	Per Game	500	518	537	556
	Outside Court	Per Hour	26	27	28	29
	Judo	Per Month	442	458	475	491
	Alcoholics/Narcotics Anonymous	Per Month	275	285	296	306
	Centre Groups		Free	Free	Free	Free
	New Groups		First two months Free	First two months Free	First two months Free	First two months Free
	Filming for commercial use	Per Day	10,235	10,604	10,996	11,381
	Filming for non-commercial use	Per Day	3,838	3,976	4,123	4,268
	Refundable Deposit		In line with managing risk	In line with managing risk	In line with managing risk	In line with managing risk



SCHEDULE OF CHARGES FOR RECREATION FACILITIES REGION G					
	COMMUNITY DEVELOPMENT SPORT AND RECREATION				
		2025-26	2026-27	2027-28	2028-29
		ZAR	ZAR	ZAR	ZAR
ENNERDALE EXT. 9 COMMUNITY CENTRE					
Main Hall					
Hire fee	Per Day	1,330	1,378	1,429	1,479
GROUP ACTIVITIES					
Large	Per Month	399	413	429	444
Medium	Per Month	266	276	286	296
Small	Per Month	133	138	143	148
New Groups		First two months Free	First two months Free	First two months Free	First two months Free
Filming for commercial use	Per Day	10,235	10,604	10,996	11,381
Filming for non-commercial use	Per Day	3,838	3,976	4,123	4,268
Refundable Deposit		In line with managing risk	In line with managing risk	In line with managing risk	In line with managing risk



SCHEDULE OF CHARGES FOR RECREATION FACILITIES REGION G					
	COMMUNITY DEVELOPMENT SPORT AND RECREATION				
		2025-26	2026-27	2027-28	2028-29
		ZAR	ZAR	ZAR	ZAR
ENNERDALE EXT. 1 COMMUNITY CENTRE					
Main Hall					
Hiring fee		1,539	1,594	1,653	1,711
GROUP ACTIVITIES					
Large	Per Month	399	413	429	444
Medium	Per Month	266	276	286	296
Small	Per Month	133	138	143	148
New Groups		First two months Free	First two months Free	First two months Free	First two months Free
Filming for commercial use	Per Day	10,235	10,604	10,996	11,381
Filming for non-commercial use	Per Day	3,838	3,976	4,123	4,268
Refundable Deposit		In line with managing risk	In line with managing risk	In line with managing risk	In line with managing risk


SCHEDULE OF CHARGES FOR RECREATION FACILITIES REGION G					
	COMMUNITY DEVELOPMENT SPORT AND RECREATION				
		2025-26	2026-27	2027-28	2028-29
		ZAR	ZAR	ZAR	ZAR
ORANGE FARM EXT. 1 RECREATION CENTRE					
Main Hall					
Hire fee	Per Day	398	412	427	442
GROUP ACTIVITIES					
Large	Per Month	399	413	429	444
Medium	Per Month	266	276	286	296
Small	Per Month	133	138	143	148
New Groups		First two months Free	First two months Free	First two months Free	First two months Free
Filming for commercial use	Per Day	10,235	10,604	10,996	11,381
Filming for non-commercial use	Per Day	3,838	3,976	4,123	4,268
Refundable Deposit		In line with managing risk	In line with managing risk	In line with managing risk	In line with managing risk
SCHEDULE OF CHARGES FOR RECREATION FACILITIES REGION G					
	COMMUNITY DEVELOPMENT SPORT AND RECREATION				
		2025-26	2026-27	2027-28	2028-29
		ZAR	ZAR	ZAR	ZAR
ORANGE FARM EXT. 2 RECREATION CENTRE					
Main Hall					
Hire fee	Per Day	465	482	500	518
GROUP ACTIVITIES					
Large	Per Month	399	413	429	444
Medium	Per Month	266	276	286	296
Small	Per Month	133	138	143	148
New Groups		First two months Free	First two months Free	First two months Free	First two months Free
Filming for commercial use	Per Day	10,235	10,604	10,996	11,381
Filming for non-commercial use	Per Day	3,838	3,976	4,123	4,268
Refundable Deposit		In line with managing risk	In line with managing risk	In line with managing risk	In line with managing risk


SCHEDULE OF CHARGES FOR RECREATION FACILITIES REGION G					
	COMMUNITY DEVELOPMENT SPORT AND RECREATION				
		2025-26	2026-27	2027-28	2028-29
		ZAR	ZAR	ZAR	ZAR
POORTJIE COMMUNITY CENTRE (OLD FACILITY)					
HALL HIRE:					
Hire fee	Per Day	398	412	427	442
GROUP ACTIVITIES					
Large	Per Month	399	413	429	444
Medium	Per Month	266	276	286	296
Small	Per Month	133	138	143	148
New Groups		First two months Free	First two months Free	First two months Free	First two months Free
Filming for commercial use	Per Day	10,235	10,604	10,996	11,381
Filming for non-commercial use	Per Day	3,838	3,976	4,123	4,268
Refundable Deposit		In line with managing risk	in line with managing risk	in line with managing risk	in line with managing risk



SCHEDULE OF CHARGES FOR RECREATION FACILITIES REGION G					
	COMMUNITY DEVELOPMENT SPORT AND RECREATION				
		2025-26	2026-27	2027-28	2028-29
		ZAR	ZAR	ZAR	ZAR
LENASIA SOUTH CIVIC CENTRE					
HALL HIRE					
Main Hall Hire fee	Per Day	3,325	3,444	3,572	3,697
BOARD ROOM					
Hire fee	Per Day	864	896	929	961
SMALL HALL					
Hire fee	Per Day	1,995	2,067	2,143	2,218
Kitchen	Per Day	931	964	1,000	1,035
GROUP ACTIVITIES					
Large	Per Month	399	413	429	444
Medium	Per Month	266	276	286	296
Small	Per Month	133	138	143	148
New Groups		First two months Free	First two months Free	First two months Free	First two months Free
Filming for commercial use	Per Day	10,235	10,604	10,996	11,381
Filming for non-commercial use	Per Day	3,838	3,976	4,123	4,268
Refundable Deposit		In line with managing risk	in line with managing risk	in line with managing risk	in line with managing risk


SCHEDULE OF CHARGES FOR RECREATION FACILITIES REGION G					
	COMMUNITY DEVELOPMENT SPORT AND RECREATION				
		2025-26	2026-27	2027-28	2028-29
		ZAR	ZAR	ZAR	ZAR
ZAKARIYA PARK COMMUNITY CENTRE					
HALL HIRE					
Main Hall					
Hire fee	Per Day	931	964	1,000	1,035
Small Hall					
Hire fee	Per Day	731	758	786	813
GROUP ACTIVITIES					
Large	Per Month	399	413	429	444
Medium	Per Month	266	276	286	296
Small	Per Month	133	138	143	148
New Groups		First two months Free	First two months Free	First two months Free	First two months Free
Filming for commercial use	Per Day	10,235	10,604	10,996	11,381
Filming for non-commercial use	Per Day	3,838	3,976	4,123	4,268
Refundable Deposit		In line with managing risk	In line with managing risk	In line with managing risk	In line with managing risk
SCHEDULE OF CHARGES FOR RECREATION FACILITIES REGION G					
	COMMUNITY DEVELOPMENT SPORT AND RECREATION				
		2025-26	2026-27	2027-28	2028-29
		ZAR	ZAR	ZAR	ZAR
LENASIA CIVIC CENTRE					
HALL HIRE					
Main Hall					
Hire fee	Per Day	2,129	2,205	2,287	2,367
Small Hall					
Hire fee	Per Day	665	689	714	739
BOARD ROOM					
	Per Day	465	482	500	518
GROUP ACTIVITIES					
Large	Per Month	399	413	429	444
Medium	Per Month	266	276	286	296
Small	Per Month	133	138	143	148
New Groups		First two months Free	First two months Free	First two months Free	First two months Free
Filming for commercial use	Per Day	10,235	10,604	10,996	11,381
Filming for non-commercial use	Per Day	3,838	3,976	4,123	4,268
Refundable Deposit		In line with managing risk	In line with managing risk	In line with managing risk	In line with managing risk


SCHEDULE OF CHARGES FOR RECREATION FACILITIES REGION G					
	COMMUNITY DEVELOPMENT SPORT AND RECREATION				
		2025-26	2026-27	2027-28	2028-29
		ZAR	ZAR	ZAR	ZAR
LENASIA EXT. 7 RECREATION CENTRE					
HALL HIRE					
Main Hall					
Hire fee	Per Day	931	964	1,000	1,035
Wendy House	Per Month	798	827	857	887
Pre-School	Per Month	2,660	2,756	2,857	2,957
GROUP ACTIVITIES					
Large	Per Month	399	413	429	444
Medium	Per Month	266	276	286	296
Small	Per Month	133	138	143	148
New Groups		First two months Free	First two months Free	First two months Free	First two months Free
Filming for commercial use	Per Day	10,235	10,604	10,996	11,381
Filming for non-commercial use	Per Day	3,838	3,976	4,123	4,268
Refundable Deposit		In line with managing risk	In line with managing risk	In line with managing risk	In line with managing risk
SCHEDULE OF CHARGES FOR RECREATION FACILITIES REGION G					
	COMMUNITY DEVELOPMENT SPORT AND RECREATION				
		2025-26	2026-27	2027-28	2028-29
		ZAR	ZAR	ZAR	ZAR
LENASIA EXT. 3 RECREATION CENTRE					
Main Hall					
Hire fee	Per Day	1,064	1,102	1,143	1,183
Pre-School	Per Day	2,660	2,756	2,857	2,957
GROUP ACTIVITIES					
Large	Per Month	399	413	429	444
Medium	Per Month	266	276	286	296
Small	Per Month	133	138	143	148
New Groups		First two months Free	First two months Free	First two months Free	First two months Free
Filming for commercial use	Per Day	10,235	10,604	10,996	11,381
Filming for non-commercial use	Per Day	3,838	3,976	4,123	4,268
Refundable Deposit		In line with managing risk	In line with managing risk	In line with managing risk	In line with managing risk


SCHEDULE OF CHARGES FOR RECREATION FACILITIES REGION G					
	COMMUNITY DEVELOPMENT SPORT AND RECREATION				
		2025-26	2026-27	2027-28	2028-29
		ZAR	ZAR	ZAR	ZAR
ORANGE FARM, FINETOWN AND POORTJIE MULTIPURPOSE COMMUNITY CENTRES					
HALL HIRE					
Hire fee	Per Day	1,175	1,218	1,263	1,307
BOARD ROOM:					
Boardroom Hire fee	Per Day	420	435	451	467
GROUP ACTIVITIES					
Large	Per Month	399	413	429	444
Medium	Per Month	266	276	286	296
Small	Per Month	133	138	143	148
New Groups		First two months Free	First two months Free	First two months Free	First two months Free
Filming for commercial use	Per Day	10,235	10,604	10,996	11,381
Filming for non-commercial use	Per Day	3,838	3,976	4,123	4,268
Refundable Deposit		In line with managing risk	In line with managing risk	In line with managing risk	In line with managing risk


SCHEDULE OF CHARGES FOR RECREATION FACILITIES REGION G					
	COMMUNITY DEVELOPMENT SPORT AND RECREATION				
		2025-26	2026-27	2027-28	2028-29
		ZAR	ZAR	ZAR	ZAR
DON MATEMAN COMMUNITY CENTRE					
HALL HIRE					
Hire fee	Per Day	1,982	2,054	2,130	2,204
Kitchen	Per Day	306	317	329	340
GROUP ACTIVITIES					
Large	Per Month	399	413	429	444
Medium	Per Month	266	276	286	296
Small	Per Month	133	138	143	148
New Groups		First two months Free	First two months Free	First two months Free	First two months Free
Filming for commercial use	Per Day	10,235	10,604	10,996	11,381
Filming for non-commercial use	Per Day	3,838	3,976	4,123	4,268
Refundable Deposit		In line with managing risk	In line with managing risk	In line with managing risk	In line with managing risk


SCHEDULE OF CHARGES FOR RECREATION FACILITIES REGION G					
	COMMUNITY DEVELOPMENT SPORT AND RECREATION				
		2025-26	2026-27	2027-28	2028-29
		ZAR	ZAR	ZAR	ZAR
J.D. OPPERMAN RECREATION CENTRE					
HALL HIRE					
Hire fee	Per Day	1,064	1,102	1,143	1,183
Small Hall	Per Day	532	551	571	591
GROUP ACTIVITIES					
Large	Per Month	399	413	429	444
Medium	Per Month	266	276	286	296
Small	Per Month	133	138	143	148
New Groups		First two months Free	First two months Free	First two months Free	First two months Free
Filming for commercial use	Per Day	10,235	10,604	10,996	11,381
Filming for non-commercial use	Per Day	3,838	3,976	4,123	4,268
Refundable Deposit		In line with managing risk	in line with managing risk	in line with managing risk	in line with managing risk
SCHEDULE OF CHARGES FOR RECREATION FACILITIES REGION G					
	COMMUNITY DEVELOPMENT SPORT AND RECREATION				
		2025-26	2026-27	2027-28	2028-29
		ZAR	ZAR	ZAR	ZAR
ALBERTUS POP RECREATION					
HALL HIRE					
Hire Fee	Per Day	1,064	1,102	1,143	1,183
Small Hall	Per Day	532	551	571	591
RENTALS Per Month:					
Chreche fees Per Month	Per Month	1,888	1,956	2,029	2,100
GROUP ACTIVITIES					
Large	Per Month	399	413	429	444
Medium	Per Month	266	276	286	296
Small	Per Month	133	138	143	148
New Groups		First two months Free	First two months Free	First two months Free	First two months Free
Filming for commercial use	Per Day	10,235	10,604	10,996	11,381
Filming for non-commercial use	Per Day	3,838	3,976	4,123	4,268
Refundable Deposit		In line with managing risk	in line with managing risk	in line with managing risk	in line with managing risk


		SCHEDULE OF CHARGES FOR RECREATION FACILITIES REGION G							
		COMMUNITY DEVELOPMENT SPORT AND RECREATION							
			2025-26	2026-27	2027-28	2028-29			
			ZAR	ZAR	ZAR	ZAR			
		LENASIA EXT 9 BUT HUT							
	Hall Hire	Per Day	332	344	357	370			
		GROUP ACTIVITIES							
	Large	Per Month	399	413	429	444			
	Medium	Per Month	266	276	286	296			
	Small	Per Month	133	138	143	148			
	New Groups		First two months Free	First two months Free	First two months Free	First two months Free			
	Filming for commercial use	Per Day	10,235	10,604	10,996	11,381			
	Filming for non-commercial use	Per Day	3,838	3,976	4,123	4,268			
	Refundable Deposit		In line with managing risk	in line with managing risk	in line with managing risk	in line with managing risk			


		COMMUNITY DEVELOPMENT SPORT AND RECREATION SPORT FACILITIES
<u>DEFINITION AND CATEGORIES OF SPORTS FACILITIES</u>		
<u>CATEGORY A</u>		
Stadium		
National facility should be able to host National level competitions and tournaments, and depending on International Governing Body specifications, also host international events.		
<u>CATEGORY B</u>		
Community Stadiums		
Hosts community sport events including school tournaments and competitive sport		
<u>CATEGORY C</u>		
Sport Complex		
Multi sport facility that can host multiple activities. Its usually fenced and may consists of several courts, playing field/s, club house and ablution blocks.		
<u>CATEGORY D</u>		
Indoor sport facility/Arena		
The indoor facilities must also be multi-use, and provide reasonable seating, and a play surface that is appropriate for multiple activities and marked accordingly. The playing area should have a minimum clearance of 2 metres on all sides. The facility must have male and female ablutions with at least one		
<u>CATEGORY E1</u>		
Single use outdoor facilities		
Facilities meant for a specific code such as golf, cricket and so on, Such facilities are fenced, have a clubhouse and a playing field.		
<u>CATEGORY E2</u>		
Stand alone		
Netball courts, tennis courts and basketball courts which may be fenced with/without ablution facilities		
<u>CATEGORY F</u>		
Open fields		
Grassed / Non-grassed fields. Most instances managed by Clubs / LFAs		


SCHEDULE OF CHARGES FOR SPORT FACILITIES ALL REGIONS					
	COMMUNITY DEVELOPMENT SPORT AND RECREATION				
		2025-26	2026-27	2027-28	2028-29
		ZAR	ZAR	ZAR	ZAR
Roodepoort Athletics Stadium					
DESCRIPTION					
HALL HIRE					
Hire fee 1 or 2		675	699	725	750
Hire fee 3,4,5 and 6		7,969	8,256	8,561	8,861
FIELD AND TRACK					
Main hall, Pavilion, Track and Media Facilities		13,422	13,905	14,420	14,924
International, National and Provincial		21,498	22,271	23,095	23,904
Schools / Institutions		9,393	9,731	10,091	10,444
Amateur Day / Night Games (excluding floodlights)		1,213	1,257	1,303	1,349
FLOODLIGHTS PER HOUR					
A Level		367	381	395	409
B Level		424	439	455	471
C Level		491	509	528	546
MEDIA FACILITY					
Media Hall		2,479	2,569	2,664	2,757
Camera		4,306	4,461	4,626	4,788
FILMING PER DAY OR PART THERE-OFF					
Commercial		10,235	10,604	10,996	11,381
Non Commercial		3,838	3,976	4,123	4,268
Kiosk (per kiosk per day)		351	363	377	390
Music Festival (open field only)		47,702	49,420	51,248	53,042
TRAINING					
Professional per day		2,110	2,186	2,267	2,346
Amateur training per game		859	890	923	955
GROUP FEES					
Soccer per month		1,026	1,063	1,102	1,141
Rugby per month		3,508	3,634	3,768	3,900
Karate		1,026	1,063	1,102	1,141
Kick Boxing		1,026	1,063	1,102	1,141
Run / Walk for life		1,026	1,063	1,102	1,141
Outside Usage per event		2,105	2,180	2,261	2,340
New Groups		First two months Free	First two months Free	First two months Free	First two months Free
Refundable Deposit		In line with managing risk	In line with managing risk	In line with managing risk	In line with managing risk
NB: Preparation time is regarded as a day before and a day after otherwise normal tariffs applies.					


SCHEDULE OF CHARGES FOR SPORT FACILITIES ALL REGIONS CATEGORY B							
	COMMUNITY DEVELOPMENT SPORT AND RECREATION						
			2025-26	2026-27	2027-28	2028-29	
			ZAR	ZAR	ZAR	ZAR	
	Rabie Ridge stadium, Ivory park stadium, Union stadium, Davidsonville stadium, Alexandra stadium, Eldorado park stadium, Ennerdale stadium and Lenasia soccer stadium, Randburg Sport Complex, Paterson Park Multipurpose stadium						
	MATCHES						
	* SAFA & PSL	Per Game	4,397	4,555	4,724	4,889	
	* NDF (Mvela)	Per Season	19,842	20,556	21,317	22,063	
	* Training Fee	Per Game (ad-hoc)	2,028	2,101	2,179	2,255	
		Per Season (4 fields max)					
	*LFA / OTHERS:		1,754	1,817	1,884	1,950	
	*LFA / OTHERS:	Per Game (ad-hoc)	241	250	259	268	
	ABC MOTSEPE LEAGUE & SASOL						
	ABC MOTSEPE LEAGUE	Seasonal	6,394	6,624	6,869	7,109	
		Per Game (ad-hoc)	551	571	592	613	
	* Sasol	Seasonal	3,968	4,111	4,263	4,413	
		Per Game (ad-hoc)	485	502	521	539	
	SAB & ABSA League						
	* SAB	Seasonal	2,646	2,741	2,842	2,942	
		Per Game (ad-hoc)	331	343	355	368	
	*Womens Regional League						
		Seasonal	3,307	3,426	3,553	3,677	
		Per Game (ad-hoc)	441	457	474	490	
	Cricket with Clubhouse	Per Month	392	406	421	436	
	Baseball with Clubhouse	Per Month	392	406	421	436	
	Rugby with Clubhouse	Per Month	392	406	421	436	
	Sport Development Groups						
	* General	Per Match	661	685	711	735	
	**Tournament (Commercial)	Per Match	3,307	3,426	3,553	3,677	
	** Training fee	Per Hour	331	343	355	368	
	* Floodlights	Per Hour w/o lights	132	137	142	147	
	* Parking space	Per Day	1,653	1,713	1,776	1,839	
	ATHLETICS						
	PROVINCIAL / MAJOR EVENTS						
	Hire	Per Day	1,433	1,485	1,540	1,593	
	DISTRICT/ DEVELOPMENT						
	Hire	Per Day	772	799	829	858	
	SCHOOLS						
	Hire	Per Day	441	457	474	490	
	Road Race	Per Race	1,370	1,419	1,472	1,523	
	Filming for commercial use	Per Day	10,235	10,604	10,996	11,381	
	Filming for non-commercial use	Per Day	3,838	3,976	4,123	4,268	
	Refundable Deposit		In line with managing risk	In line with managing risk	In line with managing risk	In line with managing risk	


		SCHEDULE OF CHARGES FOR SPORT FACILITIES ALL REGIONS CATEGORY B							
		COMMUNITY DEVELOPMENT SPORT AND RECREATION							
			2025-26	2026-27	2027-28	2028-29			
			ZAR	ZAR	ZAR	ZAR			
		NON-SPORTING EVENTS							
		MUSICAL/FESTIVAL							
		Hire Fee	Per Day	28,661	29,692	30,791	31,869		
		Floodlights	Per Hour	529	548	568	588		
		POLITICAL							
		Hire Fee	Per Day	1,764	1,827	1,895	1,961		
		CHURCHES etc.							
		Rental	Per Day	5,512	5,710	5,921	6,129		
		* Otherwise ad-hoc tariffs applies							
		Fund Raising Events							
		e.g. Bazaar, Fetes, etc.	Per Day	5,512	5,710	5,921	6,129		
		Use of space by site establishers/contractors	Per Day	418	433	450	465		
		Refundable Deposit		In line with managing risk	In line with managing risk	In line with managing risk	In line with managing risk		


SCHEDULE OF CHARGES FOR SPORT FACILITIES ALL REGIONS CATEGORY C					
	COMMUNITY DEVELOPMENT SPORT AND RECREATION				
Kanana sport complex, Ivory park, Bosmont, Cecil payne stadium, Davidsonville sport complex, Moletsane, Naledi ext 2 , Mapetla, Protea Glen, Pimville Extreme sport, Elkah stadium, Three square, Rotanda, Bertrams and Ennerdale sport centre, Arthur Bloch Park, Riverlea Soccer Stadium, Jubileum Sport Ground, Melpark Atilla Soccer Grounds, Atrec Sports Complex , Malboro Sports Complex, Kwabhekilanga Sports Complex, Kaserne Sports Field, Rhodes Park Sports Field, Klipspruit Sports Centre, Hofland Rec Centre Brixton Multipurpose Indoor Court/Outdoor Court/Soccer Field					
		2025-26	2026-27	2027-28	2028-29
		ZAR	ZAR	ZAR	ZAR
Fields where there is turf as well as courts or fields of					
LFA / OTHERS:	Per Season (4 fields max)	1,345	1,393	1,445	1,495
Ad-hoc Tariffs:	Per Match	661	685	711	735
Night games:	Tariffs & per hour for use of floodlights	132	137	142	147
GROUPS WHO ARE MEMBERS OF THE COMPLEX					
Groups organised by the centre:		Free	Free	Free	Free
Community based groups	Per Month	132	137	142	147
Cricket	Per session	1,227	1,271	1,318	1,364
Hockey	Per Month	392	406	421	436
Sport Development Groups (open field)	Per session / Game / Match	Free	Free	Free	Free
New Groups		First two months Free	First two months Free	First two months Free	First two months Free
NON-SPORTING EVENTS					
Hire Fee	Per Day	5,455	5,651	5,860	6,065
MUSICAL/FESTIVALS					
Hire Fee	Per Day	11,023	11,420	11,843	12,257
Floodlights:	Per Hour	132	137	142	147
POLITICAL RALLIES					
Hire Fee	Per Day	1,764	1,827	1,895	1,961
FILMING					
Filming for commercial use	Per Day	10,235	10,604	10,996	11,381
Filming for non-commercial use	Per Day	3,838	3,976	4,123	4,268
PLAYING COURTS					
School Tournament / Sport Event / Sport Tournaments	Per Day	772	799	829	858
Soccer Game - Casual	Per Game	500	518	537	556
Floodlights:	Per Hour	132	137	142	147
SIDE HALL					
Hire	Per Day	992	1,028	1,066	1,103
OFFICE RENTALS					
Professional	Per Day	57	59	62	64
Amateur	Per Day	40	41	43	44
Parking	Per Day	-	1,653	1,714	1,774
Refundable Deposit		In line with managing risk	In line with managing risk	In line with managing risk	In line with managing risk



		SCHEDULE OF CHARGES FOR SPORT FACILITIES ALL REGIONS CATEGORY C					
		COMMUNITY DEVELOPMENT SPORT AND RECREATION					
				2025-26	2026-27	2027-28	2028-29
				ZAR	ZAR	ZAR	ZAR
DUBE BOXING CLUB							
	LFA / OTHERS:	Per Season (4 fields max)		1,345	1,393	1,445	1,495
	Ad-hoc Tariffs:	Per Match		661	685	711	735
	Night games:	Per Season / Match	LFA / Ad-hoc tariffs plus floodlights per hour		LFA / Ad-hoc tariffs plus floodlights per hour	LFA / Ad-hoc tariffs plus floodlights per hour	LFA / Ad-hoc tariffs plus floodlights per hour
	Floodlights:	Per Hour		132	137	142	147
GROUPS WHO ARE MEMBERS OF THE COMPLEX							
	Groups organised by the centre:			Free	Free		
	Community based groups	Per Month		132	137	142	147
	New Groups		First two months Free	Free	Free	Free	Free
NON-SPORTING EVENTS							
	e. g. Churches:						
	Hire Fee	Per Day		5,455	5,651	5,860	6,065
MUSICAL/FESTIVALS							
	Hire Fee	Per Day		11,023	11,420	11,843	12,257
	Floodlights:	Per Hour		132	137	142	147
POLITICAL RALLIES							
	Rental			1,745	1,808	1,875	1,941
FILMING							
	Filming for commercial use	Per Day		10,235	10,604	10,996	11,381
	Filming for non-commercial use	Per Day		3,838	3,976	4,123	4,268
PLAYING COURTS							
	School Tournament / Sport Event	Per Day		772	799	829	858
SIDE HALL							
	Hire			992	1,028	1,066	1,103
OFFICE RENTALS							
	Professional	m ² per month		57	59	62	64
	Amateur	m ² per month		40	41	43	44
	Refundable Deposit			In line with managing risk	In line with managing risk	In line with managing risk	In line with managing risk


		SCHEDULE OF CHARGES FOR SPORT FACILITIES ALL REGIONS CATEGORY C					
		COMMUNITY DEVELOPMENT SPORT AND RECREATION					
				2025-26	2026-27	2027-28	2028-29
				ZAR	ZAR	ZAR	ZAR
		ARTHUR ASHE					
		LFA / OTHERS:	Per Season (4 fields max)	1,345	1,393	1,445	1,495
		Ad-hoc Tariffs:	Per Match	661	685	711	735
		Night games:	Per Season / Match	LFA / Ad-hoc tariffs plus floodlights per hour	LFA / Ad-hoc tariffs plus floodlights per hour	LFA / Ad-hoc tariffs plus floodlights per hour	LFA / Ad-hoc tariffs plus floodlights per hour
		Floodlights:	Per Hour	132	137	142	147
		Kitchen	Per day	200	207	215	222
		GROUPS WHO ARE MEMBERS OF THE COMPLEX					
		Groups organised by the centre:		Free	Free	Free	Free
		Community based groups	Per Month	132	137	142	147
		Private coaching	Per Month	250	259	269	278
		New Groups		First two months Free	First two months Free	First two months Free	First two months Free
		SPORTING EVENTS					
		Hire Fee	Per Day	1,500	1,554	1,611	1,668
		NON-SPORTING EVENTS e. g. Churches:					
		Hire Fee	Per Day	5,455	5,651	5,860	6,065
		SCHOOL TOURNAMENTS					
		School tournaments	Per tournament	500	518	537	556
		MUSICAL/FESTIVALS					
		Hire Fee	Per Day	11,023	11,420	11,843	12,257
		Floodlights:	Per Hour	132	137	142	147
		POLITICAL RALLIES					
		Hire Fee	Per Day	1,747	1,810	1,877	1,943
		FILMING					
		Filming for commercial use	Per Day	10,235	10,604	10,996	11,381
		Filming for non-commercial use	Per Day	3,838	3,976	4,123	4,268
		PLAYING COURTS					
		School Tournament / Sport Event	Per Day	772	799	829	858
		SIDE HALL					
		Hire	Per Day	992	1,028	1,066	1,103
		OFFICE RENTALS					
		Professional	m ² per month	57	59	62	64
		Amateur	m ² per month	40	41	43	44
		Refundable Deposit		In line with managing risk	In line with managing risk	In line with managing risk	In line with managing risk


		SCHEDULE OF CHARGES FOR SPORT FACILITIES ALL REGIONS CATEGORY C					
		COMMUNITY DEVELOPMENT SPORT AND RECREATION					
				2025-26	2026-27	2027-28	2028-29
				ZAR	ZAR	ZAR	ZAR
		DAVID WEBSTER					
		LFA / OTHERS:	Per Season (4 fields max)	1,340	1,388	1,439	1,490
		Ad-hoc Tariffs:	Per Match	659	683	708	733
		Night games:	Per Season / Match	LFA / Ad-hoc tariffs plus floodlights per hour	LFA / Ad-hoc tariffs plus floodlights per hour	LFA / Ad-hoc tariffs plus floodlights per hour	LFA / Ad-hoc tariffs plus floodlights per hour
		Floodlights:	Per Hour	132	137	142	147
		PLAYING COURTS					
		School Tournament / Sport Event	Per Day	769	796	826	855
		GROUPS WHO ARE MEMBERS OF THE COMPLEX					
		Groups organised by the centre:		Free	Free	Free	Free
		Community based groups	Per Month	132	137	142	147
		New Groups		First two months Free	First two months Free	First two months Free	First two months Free
		NON-SPORTING EVENTS					
		e. g. Churches:					
		Hire Fee	Per Day	5,439	5,635	5,844	6,048
		MUSICAL/FESTIVALS					
		Hire Fee	Per Day	10,982	11,377	11,798	12,211
		Floodlights:	Per Hour	132	137	142	147
		POLITICAL RALLIES					
		Hire Fee	Per Day	1,757	1,820	1,888	1,954
		SIDE HALL					
		Hire Fee	Per Day	988	1,024	1,062	1,099
		FILMING					
		Filming for commercial use	Per Day	10,235	10,604	10,996	11,381
		Filming for non-commercial use	Per Day	3,838	3,976	4,123	4,268
		Refundable Deposit		In line with managing risk	In line with managing risk	In line with managing risk	In line with managing risk


		SCHEDULE OF CHARGES FOR SPORT FACILITIES ALL REGIONS CATEGORY C					
		COMMUNITY DEVELOPMENT SPORT AND RECREATION					
				2025-26	2026-27	2027-28	2028-29
				ZAR	ZAR	ZAR	ZAR
		ORANGE FARM CHRIS HANI					
		LFA / OTHERS:	Per Season (4 fields max)	1,340	1,388	1,439	1,490
		Ad-hoc Tariffs:	Per Match	659	683	708	733
		Night games:	Per Season / Match	LFA / Ad-hoc tariffs plus floodlights per hour	LFA / Ad-hoc tariffs plus floodlights per hour	LFA / Ad-hoc tariffs plus floodlights per hour	LFA / Ad-hoc tariffs plus floodlights per hour
		Floodlights:	Per Hour	132	137	142	147
		GROUPS WHO ARE MEMBERS OF THE COMPLEX					
		Groups organised by the centre:		Free	Free	Free	Free
		Community Based Groups	Per Month	132	137	142	147
		New Groups		First two months Free	First two months Free	First two months Free	First two months Free
		NON-SPORTING EVENTS					
		e. g. Churches:					
		Hire Fee	Per Day	5,434	5,630	5,838	6,042
		MUSICAL/FESTIVALS					
		Hire Fee	Per Day	10,982	11,377	11,798	12,211
		Floodlights:	Per Hour	132	137	142	147
		POLITICAL RALLIES					
		Hire Fee	Per Day	1,757	1,820	1,888	1,954
		FILMING					
		Filming for commercial use	Per Day	10,235	10,604	10,996	11,381
		Filming for non-commercial use	Per Day	3,838	3,976	4,123	4,268
		PLAYING COURTS					
		School Tournament / Sport Event	Per Day	769	796	826	855
		SIDE HALL					
		Hire	Per Day	988	1,024	1,062	1,099
		OFFICE RENTALS					
		Professional	m ² per month	57	59	61	63
		Amateur	m ² per month	40	41	42	44
		Refundable Deposit		In line with managing risk	In line with managing risk	In line with managing risk	In line with managing risk


		SCHEDULE OF CHARGES FOR SPORT FACILITIES ALL REGIONS CATEGORY C					
		COMMUNITY DEVELOPMENT SPORT AND RECREATION					
				2025-26	2026-27	2027-28	2028-29
				ZAR	ZAR	ZAR	ZAR
		A-TREK					
		LFA / OTHERS:	Per Season (4 fields max)	1,331	1,379	1,430	1,480
		Ad-hoc Tariffs:	Per Match	655	678	703	728
		Night games:	Per Season / Match	LFA / Ad-hoc tariffs plus floodlights per hour	LFA / Ad-hoc tariffs plus floodlights per hour	LFA / Ad-hoc tariffs plus floodlights per hour	LFA / Ad-hoc tariffs plus floodlights per hour
		Floodlights:	Per Hour	132	137	142	147
		GROUPS WHO ARE MEMBERS OF THE COMPLEX					
		Groups organised by the centre:		Free	Free	Free	Free
		Community Based Groups	Per Month	131	136	141	146
		New Groups		First two months Free	First two months Free	First two months Free	First two months Free
		NON-SPORTING EVENTS					
		e. g. Churches:					
		Hire Fee	Per Day	5,398	5,593	5,800	6,002
		MUSICAL/FESTIVALS					
		Hire Fee	Per Day	10,909	11,302	11,720	12,130
		Floodlights:	Per Hour	132	137	142	147
		POLITICAL RALLIES					
		Hire Fee	Per Day	1,745	1,808	1,875	1,941
		FILMING					
		Filming for commercial use	Per Day	10,235	10,604	10,996	11,381
		Filming for non-commercial use	Per Day	3,838	3,976	4,123	4,268
		PLAYING COURTS					
		School Tournament / Sport Event	Per Day	764	791	820	849
		SIDE HALL					
		Hire	Per Day	982	1,017	1,055	1,092
		OFFICE RENTALS					
		Professional	m ² per month	57	59	61	63
		Amateur	m ² per month	39	41	42	44
		Refundable Deposit		In line with managing risk	In line with managing risk	In line with managing risk	In line with managing risk


		SCHEDULE OF CHARGES FOR SPORT FACILITIES ALL REGIONS CATEGORY C					
		COMMUNITY DEVELOPMENT SPORT AND RECREATION					
				2025-26	2026-27	2027-28	2028-29
				ZAR	ZAR	ZAR	ZAR
		PATERSON PARK MULTI PURPOSE FACILITY					
		5-A-SIDE / MULTI PURPOSE COURTS					
		Cost per Court					
		School Tournament / Sport Event	Per Day	764	791	820	849
		Groups - Training & Coaching	Per Hour	101	105	109	112
		Social Players - Individual	Per Hour	76	79	81	84
		* Floodlights	Per Hour	132	137	142	147
		Courts - Community Free Usage					
		Tuesday and Thursday	14:00 to 16:00	Free	Free	Free	Free
		Filming					
		Filming for commercial use	Per Day	10,236	10,604	10,996	11,381
		Filming for non-commercial use	Per Day	3,838	3,977	4,124	4,268
		Refundable Deposit		In line with managing risk	In line with managing risk	In line with managing risk	In line with managing risk
		SCHEDULE OF CHARGES FOR SPORT FACILITIES ALL REGIONS CATEGORY C					
		COMMUNITY DEVELOPMENT SPORT AND RECREATION					
				2025-26	2026-27	2027-28	2028-29
				ZAR	ZAR	ZAR	ZAR
		Marlboro Sports Complex					
		Cricket Nets	Per Hour	69	72	74	77
		Cricket	Per Game	1,211	1,255	1,301	1,347
		Cricket	Per Season	5,020	5,200	5,393	5,582
		Cricket School Tournament	Per Day	837	867	899	930
		Soccer	Per Match	631	653	678	701
		Tennis Socials	Per Hour	69	72	74	77
		Tennis Court	Per Month	1,650	1,709	1,772	1,834
		Squash Courts	Per Hour	69	72	74	77
		Squash Courts	Per Month	1,650	1,709	1,772	1,834
		Main Studio	Per Day	1,406	1,456	1,510	1,563
		Small Studio	Per Day	947	981	1,017	1,053
		Dance Classes	Per Month	1,569	1,625	1,686	1,745
		Dance Casual	Per Hour	69	72	74	77


		SCHEDULE OF CHARGES FOR SPORT FACILITIES ALL REGIONS CATEGORY D							
		COMMUNITY DEVELOPMENT SPORT AND RECREATION							
			2025-26	2026-27	2027-28	2028-29			
			ZAR	ZAR	ZAR	ZAR			
		Walter Sisulu hall, Water Sisulu hall foyer, Albertina Sisulu hall							
	Hall Hire / Non-Sporting Events	Per Day	16,545	17,141	17,775	18,397			
	Function Set Up	Per Hour	Per Hour of Day Rate	Per Hour of Day Rate	Per Hour of Day Rate	Per Hour of Day Rate			
	Use of hall	Per Hour	Per Hour of Day Rate	Per Hour of Day Rate	Per Hour of Day Rate	Per Hour of Day Rate			
	Foyer	Per Day	4,136	4,285	4,444	4,599			
		SPORT EVENTS							
	Sport Events (indoor)	Per Day	5,429	5,625	5,833	6,037			
	Sport Affiliated Groups	Per Month	410	425	441	456			
	Sport Event Casual	Month to Month	1,813	1,878	1,948	2,016			
	Shower Facilities	Once-off	632	654	678	702			
	Universities/colleges	Per Day	25,000	25,900	26,858	27,798			
	Sport Development Groups	Per Hour	316	327	340	351			
	Hip Hop / Ballroom Dancing Hall Hire	Per Day	5,191	5,378	5,577	5,772			
	Dance Rehearsals - Commercial	Per Hour	131	136	141	146			
	Dance Rehearsals - Non-Commercial	Per Hour	30	31	32	33			
	Kitchen	Per Day	1,169	1,211	1,256	1,300			
	New Groups		First two months Free	First two months Free	First two months Free	First two months Free			
	Filming for commercial use	Per Day	10,235	10,604	10,996	11,381			
	Filming for non-commercial use	Per Day	3,838	3,976	4,123	4,268			
	Refundable Deposit		In line with managing risk	In line with managing risk	In line with managing risk	In line with managing risk			


SCHEDULE OF CHARGES FOR SPORT FACILITIES ALL REGIONS CATEGORY D					
	COMMUNITY DEVELOPMENT SPORT AND RECREATION				
		2025-26	2026-27	2027-28	2028-29
		ZAR	ZAR	ZAR	ZAR
Wembley Stadium					
DESCRIPTION					
Amateurs - All sporting codes	Per Day	5,430	5,625	5,833	6,037
Professional - All sporting codes					
Hire Fee	Per Day	7,760	8,039	8,337	8,629
Outside Courts					
Hire Fee	Per Day	1,552	1,608	1,667	1,726
Non-sporting events					
Hire Fee	Per Day	11,023	11,420	11,843	12,257
Board Room					
Hire Fee	Per Day	1,263	1,308	1,357	1,404
Corporate use	Per Day	2,525	2,616	2,713	2,808
Office Rental					
Rental	Per Month	1,403	1,454	1,507	1,560
New Groups					
		First two months Free	First two months Free	First two months Free	First two months Free
Filming / Movies					
Filming for commercial use	Per Day	10,235	10,604	10,996	11,381
Filming for non-commercial use	Per Day	3,838	3,976	4,123	4,268
Refundable Deposit					
		In line with managing risk	In line with managing risk	In line with managing risk	In line with managing risk


SCHEDULE OF CHARGES FOR SPORT FACILITIES ALL REGIONS CATEGORY D					
	COMMUNITY DEVELOPMENT SPORT AND RECREATION				
		2025-26	2026-27	2027-28	2028-29
		ZAR	ZAR	ZAR	ZAR
Paterson Park Multipurpose Indoor Sport Centre					
Sport Development Groups/Schools	Per Hour	316	328	340	352
Amateurs - All sporting codes					
Hire Fee	Per Day	5,430	5,625	5,833	6,038
Professional - All sporting codes					
Hire Fee	Per Day	7,759	8,039	8,336	8,628
5-a-side soccer court	First 2 hours	-	101	105	108
5-a-side soccer court	Per Hour	-	132	137	142
5-a-side soccer court	Per Day	-	466	483	500
Non-sporting events					
Hire Fee	Per Day	11,023	11,420	11,843	12,257
Board Room					
Hire Fee	Per Day	1,263	1,308	1,357	1,404
Corporate use	Per Day	2,402	2,488	2,580	2,671
Filming / Movies					
Filming for commercial use	Per Day	10,235	10,604	10,996	11,381
Filming for non-commercial use	Per Day	3,838	3,976	4,123	4,268
Refundable Deposit		In line with managing risk	In line with managing risk	In line with managing risk	In line with managing risk


SCHEDULE OF CHARGES FOR SPORT FACILITIES ALL REGIONS CATEGORY D					
	COMMUNITY DEVELOPMENT SPORT AND RECREATION				
		2025-26	2026-27	2027-28	2028-29
		ZAR	ZAR	ZAR	ZAR
Brixton Multipurpose Indoor Sport Centre					
Sporting Event					
Indoor - Amateur	Per Day	5,157	5,342	5,540	5,734
Indoor - Professional	Per Day	7,370	7,635	7,918	8,195


		SCHEDULE OF CHARGES FOR SPORT FACILITIES ALL REGIONS CATEGORY E1							
		COMMUNITY DEVELOPMENT SPORT AND RECREATION							
				2025-26	2026-27	2027-28	2028-29		
				ZAR	ZAR	ZAR	ZAR		
		Lenasia Ext 7 Bowling Green							
		Braun Fischer and Soweto Cricket ovals are under the management of Gauteng Cricket Club.		No Tariffs are payable	No Tariffs are payable	No Tariffs are payable	No Tariffs are payable		
		Rental	Per Month	604	626	649	672		
		Lenasia Cricket Stadium							
		Hall Hire:							
		Hire	Per Day	2,021	2,093	2,171	2,247		
		Hire (Cricket)	Per Game	1,269	1,315	1,363	1,411		
		Hire (Cricket)	Per Season	5,225	5,413	5,613	5,810		
		Victoria Park Sports Complex							
		Hall Hire:							
		Hire	Per Day	522	541	561	581		
		Hire (Soccer)	Per Game	704	729	756	782		
		Pimville Golf Course							
		Pimville Golf Course is managed by the Soweto Country Club							
		Refundable Deposit		In line with managing risk	In line with managing risk	In line with managing risk	In line with managing risk		


SCHEDULE OF CHARGES FOR SPORT FACILITIES ALL REGIONS CATEGORY E2					
	COMMUNITY DEVELOPMENT SPORT AND RECREATION				
		2025-26	2026-27	2027-28	2028-29
		ZAR	ZAR	ZAR	ZAR
STAND ALONE SINGLE CODE FACILITY					
Basketball Courts	Per Month	410	424	440	456
Tennis Courts	Per Month	410	424	440	456
Netball Courts	Per Month	410	424	440	456
Hockey	Per Month	410	424	440	456
Five-a-side soccer	Per Month	410	424	440	456
Other groups	Once-off	410	424	440	456
SEASONAL FEE: APPLICABLE	Seasonal	549	569	590	611
AD-HOC TARIFFS					
Ad-hoc	Ad-hoc	439	455	472	488
BOARDROOM					
Rental	Per Month	264	273	283	293
FILMING					
Filming for commercial use	Per Day	10,235	10,604	10,996	11,381
Filming for non-commercial use	Per Day	3,838	3,976	4,123	4,268
Refundable Deposit		In line with managing risk	In line with managing risk	In line with managing risk	In line with managing risk


SCHEDULE OF CHARGES FOR SPORT FACILITIES ALL REGIONS CATEGORY F					
	COMMUNITY DEVELOPMENT SPORT AND RECREATION				
		2025-26	2026-27	2027-28	2028-29
		ZAR	ZAR	ZAR	ZAR
Open Sport Fields					
Grassed / Non-grassed fields. Most instances managed by Clubs / LFAs					
SPORTING EVENTS		Free	Free	Free	Free
Non-Sporting Events					
Hire Fee	Per day	3,294	3,413	3,539	3,663
MUSICAL/FESTIVALS					
Hire Fee	Per day	6,150	6,371	6,607	6,838
FILMING					
Filming for commercial use	Per Day	10,235	10,604	10,996	11,381
Filming for non-commercial use	Per Day	3,838	3,976	4,123	4,268
Refundable Deposit		In line with managing risk	In line with managing risk	In line with managing risk	In line with managing risk


		SCHEDULE OF CHARGES				
	COMMUNITY DEVELOPMENT ARTS, CULTURE & HERITAGE					
			2025-26 (ZAR)	2026-27 (ZAR)	2027-28 (ZAR)	2028-29 (ZAR)
		MUSEUMS AND GALLERIES				
		1 ENTRANCE CHARGES				
		1.1 HECTOR PIETERSON MEMORIAL & MUSEUM				
		LOCAL				
	Adults	Per Day	31	33	34	35
	Senior Citizens (with pension cards)	Per Day	16	16	17	17
	Students (12 years and over and Tertiary Institutions - with student card)	Per Day	16	16	17	17
	Children (6 to 12 years and primary school groups)	Per Day	10	11	11	12
	Children (under 6 years)	Per Day	Free	Free	Free	Free
		INTERNATIONAL				
	Adults	Per Day	105	108	112	116
	Students (over 13 years and Tertiary Institutions - with student card)	Per Day	52	54	56	58
	Children (6 to 12 years)	Per Day	26	27	28	29
	Children (under 6 years)	Per Day	Free	Free	Free	Free
		1.2 KLIPTOWN OPEN AIR MUSEUM				
		ENTRANCE CHARGES				
		Local				
	Adults	Per Day	-	15	16	16
	Senior Citizens (with pension Cards)	Per Day	-	10	10	11
	Students(over 13 years and Tertiary Institutions with student cards)	Per Day	-	10	10	11
	Children (6 to 12 years and primary school groups)	Per Day	-	5	5	5
	Children (under 6 years)	Per Day	-	Free	Free	Free
		International				
	Adults	Per Day	-	50	52	54
	Students(over 13 years and Teriary Institutions with student cards)	Per Day	-	25	26	27
	Children (6 to 12 years and primary school groups)	Per Day	-	15	16	16
	Children (under 6 years)	Per Day	-	Free	Free	Free
		1.3 JAMES HALL MUSEUM OF TRANSPORT				
	Entrance	Per Day	Free	Free	Free	Free



SCHEDULE OF CHARGES									
	COMMUNITY DEVELOPMENT ARTS, CULTURE & HERITAGE					2025-26 (ZAR)	2026-27 (ZAR)	2027-28 (ZAR)	2028-29 (ZAR)
	2 HIRE OF FACILITIES								
2.1 Museum Africa (MA), June 16 Interpretation Centre, Johannesburg Art Gallery (JAG), Workers Museum and Alexander Heritage Centre, Hector Pieterse Museum, Oppenheimer Village, James Hall Museum of Transport									
2.1.1 Hire of auditorium									
If museum is a partner in a project									
NGOs, educational, cultural institutions									
Commercial/ corporate institutions									
2.1.2 Hall (June 16 Interpretation Centre)									
Hall Hire									
2.1.3 Hire of boardroom									
If museum is a partner in the project									
NGOs, educational, cultural institutions									
Commercial / corporate institutions									
2.1.4 Hire of other museum space, per designated space: Depending on the nature of the space, function and organiser									
2.1.5 Hire of Museum Africa Arena or front entrance									
2.1.6 Hire of court yard									
2.1.7 Filming and Photography									
Local									
Photographic shoots Local									
Filming Amateur Local									
Filming Commercial Local									
International									
Photographic shoots International									
Filming Amateur International									
Filming Commercial International									
2.1.8 Hire of temporary exhibition space:									
If Museum is a partner in the project									
If Museum supports project									
Commercial / corporate institutions									
2.1.9 Parking Area (James Hall Transport Museum)									


SCHEDULE OF CHARGES					
	COMMUNITY DEVELOPMENT ARTS, CULTURE & HERITAGE				
			2025-26 (ZAR)	2026-27 (ZAR)	2027-28 (ZAR)
2.2 COMMUNITY CENTRES					
2.2.1 UNCLE TOM'S ART CENTRE					
Main Hall	Per Day	1,995	2,067	2,143	2,218
Side Hall	Per Day	1,064	1,102	1,143	1,183
Studio	Per Day	532	551	571	591
Gallery (only)	Per Day	1,330	1,378	1,429	1,479
Kitchen	Per Day	532	551	571	591
Bar	Per Day	266	276	286	296
Group Activities					
Large	Per Month	421	436	452	468
Medium	Per Month	281	291	301	312
Small	Per Month	140	145	151	156
2.2.2 MOFOLO ART CENTRE					
Hall Hire	Per Day	1,052	1,090	1,130	1,170
Side Hall	Per Day	673	698	724	749
Kitchen	Per Day	463	479	497	515
Group Activities					
Large	Per Month	421	436	452	468
Medium	Per Month	281	291	301	312
Small	Per Month	140	145	151	156
2.2.3 MOFOLO CULTURAL BOWL					
Cultural Bowl Hiring Fee	Per Day	14,030	14,535	15,073	15,601
Studio Hiring Fee	Per Hour	210	218	226	234
2.2.4 PATERSON PARK MULTI-PURPOSE CENTRE					
Studio 1 Ground Floor	Per Day	1,330	1,378	1,429	1,479
Half Studio	Per Day	665	689	714	739
Studio 1 Ground Floor	Per Hour	166	172	179	185
Half Studio	Per Hour	83	86	89	92
Studio 2 1st Floor	Per Day	1,330	1,378	1,429	1,479
Half Studio	Per Day	665	689	714	739
Studio 2 1st Floor	Per Hour	166	172	179	185
Half Studio	Per Hour	83	86	89	92
Group Activities					
Large	Per Month	421	436	452	468
Medium	Per Month	281	291	301	312
Small	Per Month	140	145	151	156
2.2.5 CREDO MUTWA OPEN AIR MUSEUM / HALL					
Hall Hire	Per Day	1,052	1,090	1,130	1,170
Village	Per Hour	210	218	226	234
Kitchen	Per Day	449	466	483	500
Group Activities					
Large	Per Month	421	436	452	468
Medium	Per Month	281	291	301	312
Small	Per Month	140	145	151	156

SCHEDULE OF CHARGES					
	COMMUNITY DEVELOPMENT ARTS, CULTURE & HERITAGE				
		2025-26 (ZAR)	2026-27 (ZAR)	2027-28 (ZAR)	2028-29 (ZAR)
3 PHOTOCOPIES (All Arts, Culture and Heritage facilities)					
A3 black and white	per sheet	4	4	4	5
A3 colour	per sheet	20	22	23	24
A4 colour	per sheet	10	11	11	12
A4 black and white	per sheet	2	2	2	2
4 SUPPLY & USAGE OF DIGITAL IMAGES FROM MUSEUM COLLECTIONS					
The cost of the image is the basic cost (as laid out in 5.1) plus the copyright / usage cost (laid out in 5.2)					
4.1 BASIC COSTS					
Supply of high resolution digital image on CD or by email	per image	126	130	135	140
4.2 USAGE FEE PER IMAGE					
The prices are per image, language and edition and are added to the basic cost of supplying the image as laid out in 5.1. The following discounts will be given: 10% for 10-19 images used, 20% for 20 – 29 images used, 30% for 30+ images used. Where a book is also issued as an e-book, the fee is for the estimated usage combined.					
4.2.1(a) PUBLICATIONS: Tariff South Africa					
Newspapers:					
<35 000 copies		244	253	262	271
>35 000 copies		355	368	382	395
Books, e-books and magazines inside					
<1000 copies		119	123	128	132
1000 – 2000 copies		244	253	262	271
2001 – 10 000 copies		355	368	382	395
>10 000 copies		485	503	521	539
Books, e-books and magazines – front cover					
<1000 copies		244	253	262	271
1000 – 2000 copies		485	503	521	539
2001 – 10 000 copies		710	736	763	790
> 10 000 copies		935	969	1,005	1,040
Books, e-books and magazines – back cover					
<1000 copies		179	186	192	199
1000 – 2000 copies		355	368	382	395
2001 – 10 000 copies		536	555	576	596
> 10 000 copies		710	736	763	790
Journals for academic / non-profit organizations					
		60	62	65	67

SCHEDULE OF CHARGES					
	COMMUNITY DEVELOPMENT ARTS, CULTURE & HERITAGE				
		2025-26 (ZAR)	2026-27 (ZAR)	2027-28 (ZAR)	2028-29 (ZAR)
4.2.1(b)	PUBLICATIONS:Tariff Overseas				
	Newspapers:				
	<35 000 copies	485	503	521	539
	>35 000 copies	710	736	763	790
	Books, e-books and magazines inside				
	<1000 copies	244	253	262	271
	1000 – 2000 copies	485	503	521	539
	2001 – 10 000 copies	710	736	763	790
	>10 000 copies	935	969	1,005	1,040
	Books, e-books and magazines – front cover				
	<1000 copies	485	503	521	539
	1000 – 2000 copies	935	969	1,005	1,040
	2001 – 10 000 copies	1,420	1,472	1,526	1,579
	> 10 000 copies	1,898	1,966	2,039	2,110
	Books, e-books and magazines – back cover				
	<1000 copies	355	368	382	395
	1000 – 2000 copies	710	736	763	790
	2001 – 10 000 copies	1,065	1,104	1,145	1,185
	> 10 000 copies	1,420	1,472	1,526	1,579
	Journals for academic / non-profit organizations	179	186	192	199
4.2.2	TV, DOCUMENTARIES AND FILM				
	Tariff - Southern Africa				
4.2.2.1	Broadcast				
	National Distributions, 3 flightings or less	179	186	192	199
	National Distributions 4 flightings or more	355	368	382	395
	Continental Distribution	710	736	763	790
	Worldwide Distribution	989	1,025	1,063	1,100
4.2.2.2	DVD and CD				
	<1000 copies	119	123	128	132
	1000 – 1999 copies	244	253	262	271
	2000 – 10 000 copies	355	368	382	395
	>10000 copies	485	503	521	539
	NGO/educational DVDs	119	123	128	132

		SCHEDULE OF CHARGES			
		COMMUNITY DEVELOPMENT ARTS, CULTURE & HERITAGE			
		2025-26 (ZAR)	2026-27 (ZAR)	2027-28 (ZAR)	2028-29 (ZAR)
4.2.3(a)	MUSEUM EXHIBITIONS/ TRADE DISPLAYS (ALL MUSEUMS) Use of the image to publicise the exhibition/ display will be allowed only with written permission, and with proper copyright acknowledgement to Museum Africa.				
Non-Profit Museums:					
Tariff - Southern Africa					
	Temporary Displays	119	123	128	132
	Permanent Displays	244	253	262	271
Commercial museums/Trade displays:					
	Temporary Displays	244	253	262	271
	Permanent Displays	485	503	521	539
4.2.3(b)	Tariff - Overseas				
	Temporary Displays	244	253	262	271
	Permanent Displays	485	503	521	539
Commercial museums/Trade displays:					
	Temporary Displays	485	503	521	539
	Permanent Displays	935	969	1,005	1,040
4.2.4 BUSINESS USE OF IMAGES					
4.2.4(a)	Tariff - Southern Africa				
Annual reports/newsletters/calendars:					
	NGO, academic, non-profit organisations	60	62	65	67
	Corporate	132	136	141	146
Office stationery					
	NGO, academic, non-profit organisations	132	136	141	146
	Corporate	244	253	262	271
4.2.4(b)	Tariff - Overseas				
Annual reports/newsletters/calendars:					
	NGO, academic, non-profit organisations	132	136	141	146
	Corporate	244	253	262	271
Office stationery					
	NGO, academic, non-profit organisations	244	253	262	271
	Corporate	485	503	521	539

SCHEDULE OF CHARGES					
	COMMUNITY DEVELOPMENT ARTS, CULTURE & HERITAGE				
		2025-26 (ZAR)	2026-27 (ZAR)	2027-28 (ZAR)	2028-29 (ZAR)
4.2.5	ADVERTISING				
	Tariff - Southern Africa				
	Commercial publications				
	1 insertion, 1 publication (3 months) <i>On a sliding scale up to</i>	1,979	2,050	2,126	2,200
	Unlimited insertions, unlimited no. of publications for one year	7,908	8,192	8,496	8,793
	Tariff - Overseas				
	Commercial publications				
	1 insertion, 1 publication (3 months) <i>On a sliding scale up to</i>	3,954	4,096	4,248	4,396
	Unlimited insertions, unlimited no. of publications for one year	15,816	16,385	16,991	17,586
	Variations of the above will be in proportion to about amounts				
4.2.5.2	Display				
	Tariff - Southern Africa				
	Billboard Advertising	8,363	8,664	8,984	9,299
	Bus Shelters etc.	4,154	4,303	4,462	4,619
	Posters:				
	Large (1m or bigger)	1,562	1,618	1,678	1,736
	Medium (A3, A2, ½ meter)	1,048	1,086	1,126	1,165
	Small	514	532	552	571
	Non Profit organisations	132	136	141	146
	Tariff - Overseas				
	Billboard Advertising	16,735	17,338	17,979	18,608
	Bus Shelters etc.	8,304	8,603	8,921	9,234
	Posters:				
	Large (1m or bigger)	3,125	3,237	3,357	3,475
	Medium (A3, A2, ½ meter)	2,094	2,170	2,250	2,329
	Small	1,029	1,066	1,105	1,144
	Non Profit organisations	244	253	262	271
SCHEDULE OF CHARGES					
	COMMUNITY DEVELOPMENT ARTS, CULTURE & HERITAGE				
		2025-26 (ZAR)	2026-27 (ZAR)	2027-28 (ZAR)	2028-29 (ZAR)
4.2.6	COMMERCIAL PRODUCTS				
	Commercial products e.g. mugs, T-shirts, posters, CD/DVD covers, jigsaw puzzles, calendars				
	Tariff - Southern Africa				
	<1000 copies	632	655	679	703
	>1000 copies	1,264	1,310	1,358	1,406
	Tariff - Overseas				
	<1000 copies	1,264	1,310	1,358	1,406
	>1000 copies	2,528	2,619	2,716	2,811
4.2.7	INTERIOR DECORATION, PER VENUE				
	Tariff - Southern Africa				
	Personal use in a private home				
	Under 30 x 40cm	113	117	121	125
	30 x 40cm, to 40 x 50cm	197	204	211	219
	Up to 1m longest side	281	291	301	312
	Over 1 m longest side	396	411	426	441
	Tariff - Overseas				
	Personal use in a private home				
	Under 30 x 40cm	230	238	247	256
	30 x 40cm, to 40 x 50cm	396	411	426	441
	Up to 1m longest side	553	573	594	615
	Over 1 m longest side	785	813	843	873
	Tariff - Overseas				
	Personal use in a private home				
	Under 30 x 40cm	991	1,027	1,065	1,102
	30 x 40cm, to 40 x 50cm				
	Up to 1m longest side				
	Over 1 m longest side				

SCHEDULE OF CHARGES						
	COMMUNITY DEVELOPMENT ARTS, CULTURE & HERITAGE					
			2025-26 (ZAR)	2026-27 (ZAR)	2027-28 (ZAR)	2028-29 (ZAR)
4.2.8	WEBSITE/INTERNET USE					
	Tariff - Southern Africa					
	Non-profit/NGO		230	238	247	256
	Commercial		336	348	361	374
	Tariff - Overseas					
	Non-profit/NGO		354	366	380	393
	Commercial		705	731	758	784
4.2.9	MISCELLANEOUS					
	Tariff - Southern Africa					
	Lectures\ Papers (Non-profits)		113	117	121	125
	Lectures (For profits)		179	186	192	199
	Proposal pitching		113	117	121	125
	Tariff - Overseas					
	Lectures\ Papers (Non-profits)		230	238	247	256
	Lectures (For profits)		355	368	382	395
	Proposal pitching		230	238	247	256

AND SPECIFIC REQUIREMENTS IN TERMS OF THE MUNICIPAL PROPERTY RATES ACT READ WITH ITS REGULATIONS (MPRA PRESCRIBES A PROCESS FOR THE DEVELOPMENT OF A PROPERTY RATING FRAMEWORK)

(24) (1) PROPERTY RATES POLICY

(2) PROPERTY RATES BY- LAW

(3) A COVERING REPORT AND PUBLIC PARTICIPATION INPUT SPECIFIC TO THE DEVELOPMENT OF THE PROPERTY RATES POLICY